

**MISSION TRAINING PLAN
FOR THE
GENERAL CONSTRUCTION
PLATOON, ENGINEER COMPANY
(COMBAT) (HEAVY)**

JULY 2002

MISSION TRAINING PLAN for the General Construction Platoon, Engineer Company (Combat) (Heavy)

TABLE OF CONTENTS

	<u>PAGE</u>
Table of Contents	i
PREFACE	ii
Chapter 1. Unit Training	1-1
Chapter 2. Training Matrixes	2-1
2-1. General.....	2-1
2-2. Mission-to-Collective Tasks Matrix.....	2-1
Chapter 3. Mission Outlines / Training Plans	3-1
Chapter 4. Training Exercise	4-1
Chapter 5. Training and Evaluation Outlines (T&EOs)	5-1
Chapter 6. External Evaluation	6-1
APPENDIX A - SAMPLE OPERATION ORDER (OPORD)	A-1
APPENDIX B - THREAT ANALYSIS	B-1
APPENDIX C - METRIC CONVERSION CHART	C-1
Glossary	Glossary-1
References	References-1
Questionnaire	Questionnaire-1

DISTRIBUTION RESTRICTION: Approved for public release; distribution is unlimited.

*This publication supersedes ARTEP 5-417-17-MTP, 05 April 2002.

PREFACE

This mission training plan (MTP) provides the Active (AC) and Reserve Component (RC) training manager with a descriptive, mission-oriented training program to train the unit to perform its critical wartime operations. While general defense plan missions and deployment assignments impact on the priorities, the operations described here are the principal ones that the General Construction Platoon, Engineer Company (Combat) (Heavy) is expected to execute with a high level of proficiency. Each unit is expected to train, as a minimum, to the standards of the training and evaluation outlines (T&EOs) in the MTP. Standards for training may be more difficult but may not be lowered. This document is in alignment with and part of the United States (US) Army's training and tactical doctrine.

This MTP applies to the General Construction Platoon, Engineer Company (Combat) (Heavy) table(s) of organization and equipment (TOE) 05417L000.

The proponent of this publication is Headquarters (HQ), US Army Training and Doctrine Command (TRADOC). Send comments and recommendations on Department of Army (DA) Form 2028 directly to Commandant, US Army Maneuver Support Center (MANSCEN), ATTN: ATZT-DT-WF-E, Fort Leonard Wood, Missouri 65473-8600.

Unless this publication states otherwise, masculine nouns and pronouns do not refer exclusively to men.

CHAPTER 1

Unit Training

1-1. General. This MTP provides the commander and leaders with guidance on how to train the key missions of the unit. The specific details of the unit's training program will depend on the following factors:

- Unit's mission-essential task list (METL).
- Chain-of-command training directives and guidance.
- Training priorities of the unit.
- Availability of training resources and areas.

1-2. Supporting Material. This MTP describes a critical wartime mission-oriented training program that is part of the next higher echelon's training program. This relationship is illustrated in Figure 1-1. The unit's training program consists of:

- a. Army Training and Evaluation Program (ARTEP) 5-415-66-MTP for the engineer battalion (combat) (heavy), battalion staff. This ARTEP MTP indicates the relationship of the battalion's training program to the next higher-level training program.
- b. ARTEP 5-416-34-MTP for the headquarters and support company, engineer battalion (combat) (heavy). This ARTEP MTP indicates the relationship of the support company's training program to the battalion's training program.
- b. ARTEP 5-416-14-MTP for the maintenance platoon, headquarters and support company, engineer battalion (combat) (heavy). This ARTEP MTP indicates the relationship of the platoon's training program to the company's training program.
- c. ARTEP 5-417-35-MTP for the engineer company, engineer battalion (combat) (heavy). This ARTEP MTP indicates the relationship of the company's training program to the battalion's training program.
- d. ARTEP 5-417-13-MTP for the engineer platoon (combat) (heavy). This ARTEP MTP indicates the relationship of the platoons' training programs to the company's training program.
- e. ARTEP 5-335-DRILL for the engineer drills. The unit must sustain drills. They are US Army standard and may not be modified.
- f. Soldier training publications (STPs) for the appropriate military occupational specialties (MOSs) and skill levels.

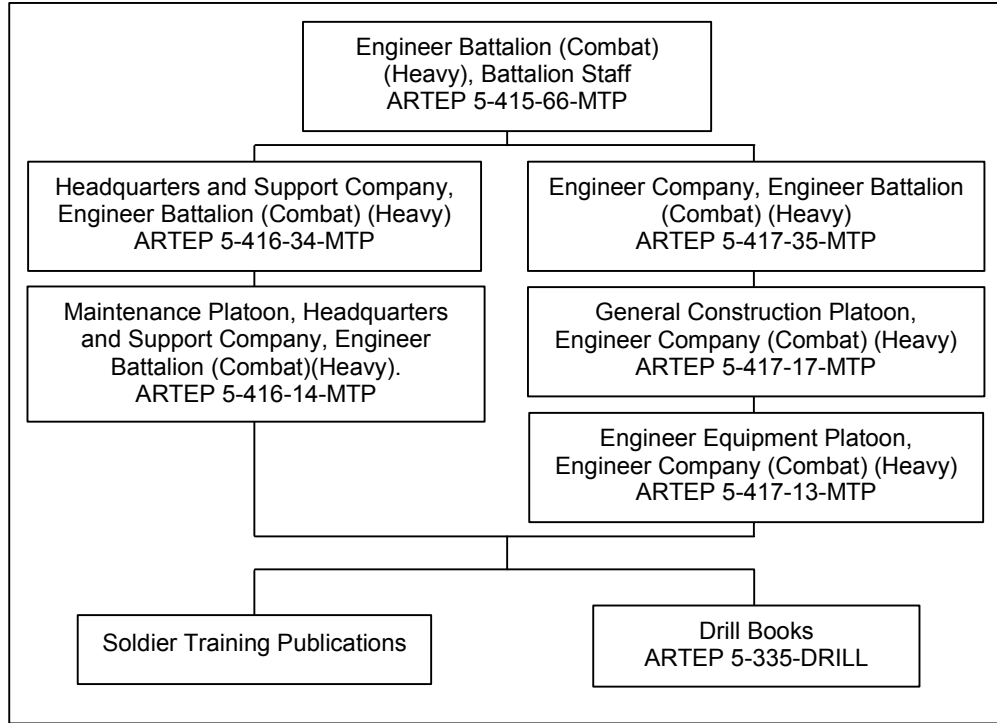


Figure 1-1. MTP Echelon Relationship

1-3. Contents. This MTP is organized into six chapters and two appendixes.

a. Chapter 1, Unit Training, provides the explanation and organization of this MTP. This chapter explains how to use this MTP in establishing an effective training program.

b. Chapter 2, Training Matrixes, shows the relationship between the missions-to-collective tasks.

c. Chapter 3, Mission Outlines, presents a graphic portrayal of the relationship between the missions and their subordinate tasks.

d. Chapter 4, Training Exercises, consists of a situational training exercise (STX). This chapter provides training information and a preconstructed scenario. This exercise can serve as a part of an internal or external evaluation. Also, this exercise may be modified to suit the training needs of this unit.

e. Chapter 5, Training and Evaluation Outlines (T&EOs), provides the training and evaluation criteria for all the tasks this unit must master to effectively perform its mission. Each task is a T&EO that identifies task steps, performance measures, individual and leader tasks, and opposing forces (OPFOR) counter tasks. Each T&EO is part of a mission, and in various combinations, composes training exercises in Chapter 4.

f. Chapter 6, External Evaluation, provides instructions for planning, preparing, and executing an external evaluation.

g. Appendix A, Sample Operation Order (OPORD), contains a sample OPORD to be used with the exercise in Chapter 4.

h. Appendix B, Threat Analysis, describes the local, regional, and global threats, as well as special situations that impact operations.

i. Appendix C, Metric Conversion Chart, shows how to convert US and metric measurements.

1-4. Missions and Tasks. This MTP concerns specific missions found in the TOE and an implied mission that this unit must perform in order to accomplish the specified missions. The critical mission is the focal mission for this unit. The commander may supplement these missions with his. The following is a listing of the missions for this unit:

- Countermobility.
- Unit Defense.
- Follow-on/Replacement Bridging.
- General Engineering.
- Mobility.
- Survivability Construction.
- Sustainment Engineering.
- Unit Survivability.

a. Tasks for this mission may be trained individually or jointly with other tasks. Training is based on the criteria described in the T&EOs. Several T&EOs can be trained as an STX. Various combinations of STXs can be used to develop an FTX for the unit to practice its entire mission responsibility. Several STXs can be developed into an external evaluation that is designed by the next higher echelon to evaluate the unit's ability to perform multiple missions under stress in a realistic environment.

b. Squad tasks are trained in much the same way as described above. However, the squad leader must also train the drills provided in the drill book.

c. Leader tasks that support the unit's missions are trained through STP training, battle simulations, and execution of this unit's missions.

d. Individual tasks that support unit tasks are mastered by training to standards in the appropriate STP.

1-5. Principles of Training. This MTP is based on the training principles found in Field Manual (FM) 25-100.

1-6. Training Strategy. The training program developed and executed by the engineer battalion to train to standards in its critical wartime missions will be a component of the Army's Combined-Arms Training Strategy (CATS). The purpose of the CATS is to provide direction and guidance on how the Total Army will train and identify the resources required to support that training. CATS will provide the tools that enable the Army to focus and manage training in an integrated manner. Central to the CATS is a series of proponent-generated unit and institutional strategies that describe the types of training events and resources required to train to standard. CATS will be embedded in the Standard Army Training System (SATS) Version 4.1 and higher.

a. The unit training strategies central to CATS will provide the commander with a descriptive "menu" for training reflecting that while there is an optimal way to train to standard, it is unlikely that all units in the Army will have the exact mix of resources required to execute an optimal training strategy.

b. This unit's training strategy provides a means for training the battalion to standard by listing the required training events, critical training gates, training event frequencies, and training resources. The commander selects from this MTP those tasks required to train his METL. The training strategies to be provided in the SATS Version 4.1 will provide the means whereby those tasks that can be trained through a focused and integrated training plan.

c. This unit's training strategy will be comprised of three separate training strategies. When integrated with the training tasks found in the MTP, they form a comprehensive and focused training strategy that allows the unit to train to standard. The elements of the unit's training strategy are:

(1) Maneuver and collective training strategy. The maneuver strategy is intended to provide a set of recommended training frequencies for key training events in a unit and depicts those resources that are required to support the training events.

(2) Gunnery strategy. The gunnery strategy is based on weapons systems found in the unit. It provides an annual training plan and depicts resources required to support weapons training. Data for the gunnery strategy comes from the Standards in Training Commission (STRAC) manual or the appropriate FM publications.

(3) Soldier strategy. The soldier strategy provides an annual plan for training and maintaining skills at the individual level and lists the resources required to train a soldier.

d. A vital element in the unit training strategy is the identification of critical training gates. Critical training gates are defined as training events that must be conducted to standard before moving on to a more difficult or resource-intensive training event or task. Training gates follow the crawl, walk, run training methodology. For instance, if the unit training strategy calls for conducting an FTX, and an STX has been identified as a critical training gate for the FTX, the training tasks contained in the STX must be trained to standard before conducting the FTX. Standards for all tasks must be clearly defined so that the trainer can assess the preparedness of the soldiers, or unit(s), to move on to more complex training events. The provision for critical training gates is made recognizing that the unit's METL and the commander's assessment of his unit's training status will determine the selection and timing of the collective training exercises in a specific unit's training strategy.

e. When developing the unit's training plan, the commander identifies from the MTP the training tasks required to train his METL.

1-7. Conducting Training. This MTP is designed to facilitate planning, preparing, and conducting unit training as explained in FMs 25-100 and 25-101. The commander--

a. Assigns the missions and supporting tasks for which he intends to develop training based on his METL and the guidance from the next higher HQ. Trainers must plan and execute unit training to support this guidance.

b. Reviews the mission outlines in Chapter 3 to determine whether the STXs and FTXs provided will support, or can be modified to support, command guidance. If they do not support the guidance, or if they need to be modified, refer to the matrixes in Chapter 2. These matrixes provide a list of all critical collective tasks, drills, and individual tasks that must be mastered to perform the mission.

c. Prioritizes the tasks that need training. There will never be time to train everything. You must focus on the greatest challenges and most difficult sustainment skills.

d. Integrates training tasks into the training schedule. Use the following procedures to do this:

(1) List the tasks in the priority and frequency that they need to be trained.

(2) Determine the amount of time required and how you can use multiechelon training for the best effect.

(3) Determine where the training can take place.

(4) Determine who will be responsible for what. The leader of the element being trained must always be involved.

(5) Organize your needs into blocks of time and training vehicles.

e. Approves the list of tasks to be trained. Once the list is approved, he schedules them on the unit's training schedule.

f. Determines the equipment and supplies needed to conduct the training.

g. Informs the subordinate leaders of training requirements and oversees their training, ensuring that the standards are rigidly enforced.

1-8. Force Protection (Safety).

a. Safety is a component of force protection. Commanders, leaders, and soldiers use risk assessment and management to tie force protection into the military around the mission. Risk management assigns the responsibility, institutionalizes the commander's review of operational safety, and leads to decision making at a level of command appropriate to the risk. The objective of safety is to help unit's protect combat power through accident prevention, which enables units to win fast and decisively, with minimum losses. Safety is an integral part of all combat operations. Safety begins with readiness that determines a unit's ability to perform its METL to standard. Readiness standards addressed during METL assessment are--

(1) Soldiers with the self-discipline to consistently perform tasks to standard.

(2) Leaders who are ready, willing, and able to enforce standards.

(3) Training that provides skills needed for performance to standard.

(4) Standards and procedures for task preference that are clear and practical.

(5) Support for task preference, including equipment, personnel, maintenance, facilities, and services.

b. Risk management is a tool that addresses the root causes (readiness shortcomings) of accidents. It assists commanders and leaders in not only identifying what the next accident is going to be, but also helps identify who will have the next accident. Risk management is a way to put more realism into training without paying the price in death, injuries, or damaged equipment.

c. Safety demands total chain-of-command involvement in planning, preparing, executing, and evaluating training. The chain-of-command's responsibilities include--

(1) Commanders.

(a) Seek optimum, not adequate, performance.

(b) Specify the risk they will accept to accomplish the mission.

(c) Select risk reductions provided by the staff.

- (d) Accept or reject residual risk, based on the benefit to be derived.
- (e) Train and motivate leaders at all levels to effectively use risk management concepts.
- (2) Staff.
 - (a) Assist the commander in assessing risks and developing risk-reduction options for training.
 - (b) Integrate risk control in plans, orders, METL standards, and performance measures.
 - (c) Eliminate unnecessary safety restrictions that diminish training effectiveness.
 - (d) Assess safety performance during training.
 - (e) Evaluate safety performance during after-action reviews (AARs).
- (3) Subordinate leaders.
 - (a) Apply consistently effective risk-management concepts and methods to operations they lead.
 - (b) Report risk issues beyond their control or authority to their superiors.
- (4) Individual soldiers.
 - (a) Report unsafe conditions and act to correct the situation when possible.
 - (b) Establish a buddy system to keep a safety watch on one another.
 - (c) Take responsibility for personal safety
 - (d) Work as a team member.
 - (e) Modify own risk behavior.

d. Risk management is a five-step cyclic process that is easily integrated into the decision-making process outlined in FM 101-5. The five steps are--

- (1) Identify hazards. Identify the most probable hazards for the mission.
- (2) Analyze hazards. Analyze each hazard to determine the probability of it causing an accident and the probable effect of the accident. Identify control options to eliminate or reduce the hazard. The Army Standard Risk Assessment Matrix, Figure 1-2, is a tool for assessing hazards.
- (3) Make risk decisions. Weigh the risk against the benefits of performing the operations. Accept no unnecessary risks and make risk decisions at the proper level of command.
- (4) Implement controls. Integrate specific controls into operation plans (OPLANs), OPORDs, standing operating procedures (SOPs), and rehearsals. Communicate controls to the individual soldier.
- (5) Supervise. Determine the effectiveness of controls in reducing the probability and effect of identified hazards, to include a follow up and an AAR. Develop the lessons learned.

			HAZARD				
			FREQUENT	PROBABLE	OCCASIONAL	REMOTE	IMPROBABLE
			A	B	C	D	E
E F F E C T	CATASTROPHIC	I	EXTREMELY HIGH	HIGH			LOW
	CRITICAL	II		HIGH		LOW	LOW
	MARGINAL	III	LOW	MEDIUM		LOW	
	NEGLIGIBLE	IV	LOW	LOW			

Effect		
Catastrophic	Death or permanent total disability, system loss, and major property damage.	
Critical	Permanent partial disability, temporary total disability in excess of 3 months, major system damage, significant property damage.	
Marginal	Minor injury, lost workday accident, compensable injury or illness, minor system/property damage.	
Negligible	First aid or minor supportive medical treatment, minor system impairment.	
Probability		
Frequent	Individual soldier/item. All soldiers exposed or item inventory	Occurs often in career/equipment or both service life. Continuously experienced.
Probable	Individual soldier/item All soldiers exposed or item inventory	Occurs several times in career/equipment service life. Occurs frequently.
Occasional	Individual soldier/item. All soldiers exposed or item inventory	Occurs sometime in career/equipment service life. Occurs sporadically, or several times in inventory service life.
Remote	Individual soldier/item All soldiers exposed or item inventory	Possible to occur in career/equipment service life. Remote chance of occurrence; expected to occur sometime in inventory service life.
Improbable	Individual soldier/item All soldiers exposed or item inventory	Can assume will not occur in career/equipment service life. Possible, but not probable; occurs only very rarely.
Risk Levels		
Extremely High	Loss of ability to accomplish mission.	
High	Significantly degrades mission capabilities in terms of required mission standards.	
Medium	Degrades mission capabilities in terms of required mission.	
Low	Little or no impact on mission accomplishment.	

Figure 1-2. Risk Assessment Matrix

e. Fratricide. It is a component of force protection and is closely related to safety. Fratricide is the employment of weapons with the intent to kill the enemy and/or destroy enemy equipment, which results in the unforeseen and unintentional death, injury, or damage to friendly personnel or equipment. Fratricide is by definition an accident. Risk assessment and management are the mechanisms with which incidence of fratricide can be controlled.

f. The primary causes of fratricide are--

(1) Direct-fire control-plan failures. These occur when units fail to develop defensive and, particularly, offensive fire-control plans.

(2) Land-navigation failures. These occur when units stray out of sector, report wrong locations, and become disoriented.

(3) Combat-identification failures. These failures include gunners or pilots being unable to distinguish thermal and optical signatures near the maximum range of their sighting systems and units in proximity mistaking each other for the enemy under limited-visibility conditions.

(4) Inadequate control measures. Units fail to disseminate the minimum maneuver and fire-support control measures necessary to tie the control measures to recognizable terrain or events.

(5) Reporting failures. Units at all levels face problems in generating timely, accurate, and complete reports as locations and tactical situations change.

(6) Weapons errors. Lapses in individual discipline lead to charge errors, accidental discharges, mistakes with explosives or hand grenades, and similar incidents.

(7) Battlefield hazards. Unexploded ordnance (UXO), unmarked or unrecorded minefields, scatterable mines (SCATMINES), and booby traps litter the battlefield. Failure to mark, record, remove, or anticipate these hazards increases the risk of friendly casualties.

g. Fratricide results in unacceptable losses and increases the risk of mission failure. Fratricide undermines the unit's ability to survive and function. Units experiencing fratricide observe these consequences:

- (1) Loss of confidence in the unit's leadership.
- (2) Increase of self-doubt among leaders.
- (3) Hesitation to use supporting combat systems.
- (4) Oversupervision of units.
- (5) Hesitation to conduct night operations.
- (6) Loss of aggressiveness during fire and maneuver.
- (7) Loss of initiative.
- (8) Disrupted operations.
- (9) General degradation of cohesiveness, morale, and combat power.

1-9. Environmental Protection. Protection of natural resources has continued to become an ever-increasing concern to the Army. It is the responsibility of all unit leaders to decrease and, if possible, eliminate damage to the environment when conducting training. Environmental risk management parallels safety risk management and is based on the same philosophy. Environmental risk management consists of the following steps:

a. Identify hazards. Identify potential sources for environmental degradation during analysis of mission, enemy, terrain, troops, time available, and civilian considerations (METT-TC) factors. This requires identification of environmental hazards. An environmental hazard is a condition with the potential for polluting air, soil, or water and/or destroying cultural and/or historical artifacts.

b. Assess the hazard. Analyze the potential severity of environmental degradation using the environmental risk assessment matrixes (Figure 1-3). The severity of environmental degradation is considered when determining the potential effect an operation will have on the environment. The risk impact value is defined as an indicator of the severity of environmental degradation. Using the environmental risk assessment matrixes, quantify the risk to the environment resulting from the operation as extremely high, high, medium, or low.

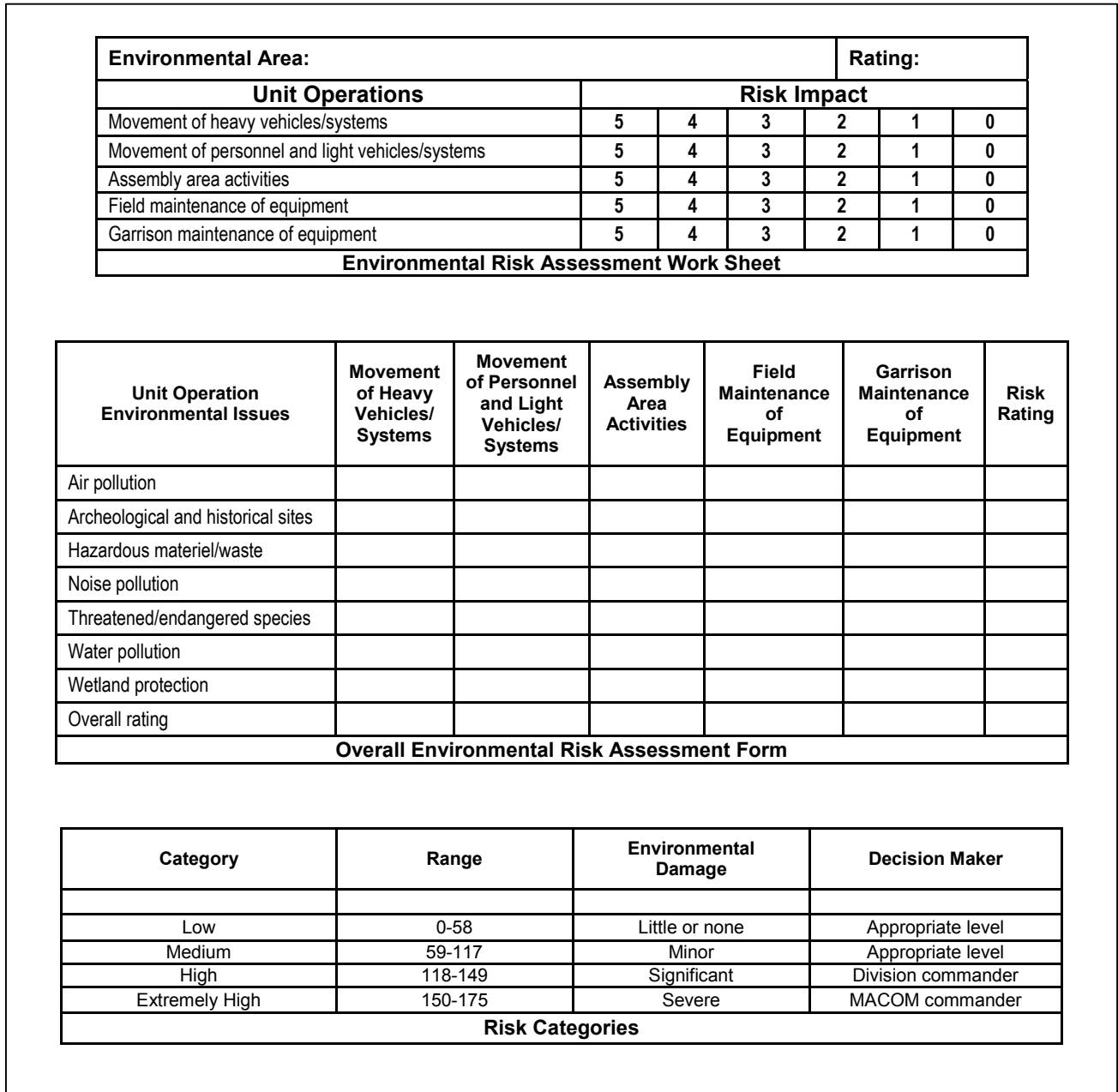


Figure 1-3. Environmental Risk Assessment Matrix

- c. Make environmental risk decisions. Make decisions and develop measures to reduce high environmental risks.
- d. Brief the chain of command. Brief the chain of command (to include the installation environmental office, if applicable) on proposed plans and pertinent high-risk environmental matrixes. Risk decisions are made at a level of command that corresponds to the degree of risk.
- e. Implement controls. Implement environmental protection measures by integrating them into plans, orders, SOPs, training-performance standards, and rehearsals.

f. Supervise. Supervise and enforce environmental protection standards.

1-10. Evaluation. The T&EOs in Chapter 5 describe standards that must be met for each task.

a. Evaluations can be internal or external. Internal evaluations are conducted at all levels and are inherent in all training. External evaluations are usually more formal and are normally conducted by a HQ two levels above the evaluated unit. (See Chapter 6, External Evaluation.)

b. A critical weakness in training is the failure to evaluate each task every time it is executed. The ARTEP concept is based on simultaneous training and evaluation. Too often, leaders do not practice continuous evaluation. Often, soldiers or small units are trained to perform a task to standard, then later, when they execute that task as part of a training exercise, they execute it poorly or incorrectly and are not corrected. For this program to work, trainers and leaders must continually evaluate training as it is being executed.

c. Leaders should emphasize direct, on-the-spot evaluations. Correcting poor performance during individual or small-group training is easy to do. In higher-level exercises, it is not always feasible to do this with outside evaluators, but should not be totally eliminated. Plan AARs at frequent logical intervals during the exercises (usually after the completion of a major subordinate task). This is a proven technique that will allow you to correct performance shortcomings while they are still fresh in everyone's mind and prevents the reinforcement of bad habits.

d. FM 25-101 provides detailed instructions for conducting an AAR and detailed guidance on coaching and critiquing during training.

1-11. Feedback. Recommendations for improvement of this MTP are requested. Feedback will help to ensure that this MTP answers the training needs of units in the field. There is a questionnaire at the end of this MTP to make it easier to send recommendations and comments.

CHAPTER 2

Training Matrixes

2-1. General. The training matrix assists the commander in planning the training of his unit's personnel. The mission identification table listed below (Figure 2-1) provides mission identification for the unit.

Mission Identification Table
Mission Title
Countermobility
Unit Defense
Follow-on/Replacement Bridging
General Engineering
Mobility
Survivability Construction
Sustainment Engineering
Unit Survivability

Figure 2-1. Mission Identification Table

2-2. Mission-to-Collective Task Matrix. This matrix (Figure 2-2) identifies the mission and its supporting collective tasks. The tasks are listed under the appropriate battlefield operating systems (BOS), indicated by an "X" in the matrix. The BOS used in this matrix are defined in TRADOC Pamphlet (Pam) 11-9. A specific mission is trained by using collective tasks in the vertical column for the mission. Based on the proficiency of the unit, training is focused on operational weaknesses.

Collective Tasks	COUNTERMOBILITY	UNIT DEFENSE	FOLLOW-ON/ REPLACEMENT BRIDGING	GENERAL ENGINEERING
Develop Intelligence				
05-3-0405 Conduct a Target Reconnaissance	X			
05-3-0407 Conduct an Engineer Reconnaissance	X		X	X
05-3-0412 Conduct a Technical Reconnaissance	X			X
19-3-3105.05-T01A Process Captured Documents and Equipment		X	X	
71-2-0332.05-T01A Maintain Operations Security (OPSEC)	X	X	X	X
Deploy/Conduct Maneuver				
05-3-0201 Create a Crater Obstacle with Explosives	X			
05-3-0202 Disable a Bridge with Explosives	X		X	
05-3-0209 Clear Obstacles Using Demolitions				
05-3-0610 Construct a Class-60 Fixed Span Bridge	X			
05-4-0205 Create an Abatis	X			
07-1-1923.05-T01A React to Indirect Fire		X		
07-2-1125.05-T01A Conduct Passage of Lines (Passing/Stationary)	X	X		

Collective Tasks	COUNTERMOBILITY	UNIT DEFENSE	FOLLOW-ON/ REPLACEMENT BRIDGING	GENERAL ENGINEERING
07-2-1136.05-T02A Occupy an Assembly Area (AA)		X	X	
07-2-1301.05-T01A Conduct a Convoy		X	X	
07-3-0219.05-T01A Establish Unit Defense		X	X	
07-3-1112.05-T01A React to an Ambush		X	X	
07-3-1123.05-T01A Conduct a Tactical Road March		X	X	
07-3-1135.05-T01A Conduct Actions at Danger Areas		X		
07-3-4129.05-T01A Defend a Battle Position		X		
07-3-C211.05-T01A Move Tactically		X		
Protect the Force				
03-2-3008.05-T01A Conduct a Radiological, Chemical, or Biological Reconnaissance or Survey		X	X	
03-2-C312.05-T01A Conduct Thorough Decontamination Operations			X	
03-3-C201.05-T01A Prepare for Operations under Nuclear, Biological, and Chemical (NBC) Conditions			X	
03-3-C202.05-T01A Prepare for a Chemical Attack			X	
03-3-C203.05-T01A Respond to a Chemical Attack			X	
03-3-C205.05-T01A Prepare for a Friendly Nuclear Strike			X	
03-3-C206.05-T01A Prepare for a Nuclear Attack			X	
03-3-C208.05-T01A Cross a Radiologically Contaminated Area			X	
03-3-C209.05-T01A React to Smoke Operations			X	
03-3-C222.05-T01A Respond to the Residual Effects of a Nuclear Attack			X	
03-3-C223.05-T01A Respond to the Initial Effects of a Nuclear Attack			X	
03-3-C224.05-T01A Conduct Operational Decontamination			X	
03-3-C226.05-T01A Cross a Chemically Contaminated Area			X	
05-2-0301 Camouflage Vehicles and Equipment	X	X		X
05-2-0911 Defend a Convoy Against a Ground Attack		X		

Collective Tasks	COUNTERMOBILITY	UNIT DEFENSE	FOLLOW-ON/ REPLACEMENT BRIDGING	GENERAL ENGINEERING
05-3-0112.05-R01A Emplace a Standard-Pattern Minefield	X			
05-3-0118 Conduct Minesweeping Operations				
05-3-0303 Construct Wire Obstacles	X	X		
05-3-0312 Construct Bunkers and Shelters				
05-3-0313 Construct Revetments	X			
05-3-0904.05-R01A Establish Jobsite Security	X	X	X	X
05-4-0110.05-R01A Mark a Minefield				
19-3-2204.05-T01A Employ Physical Security Measures		X		
44-1-C220.05-T01A Use Passive Air Defense Measures		X	X	
71-2-0326.05-T01A Perform Risk Management Procedures	X	X	X	X
Perform CSS and SustainmentX				
05-2-0726 Conduct Dump Truck Xauling Operations	X			X
05-3-0611 Construct/Repair a Bridge Abutment			X	X
05-3-0619 Construct a Nonstandard Fixed Bridge			X	X
05-3-0707 Reinforce/Repair Existing Bridges	X		X	X
05-3-0710 Assemble and Install Culverts	X	X		X
05-3-0765 Construct or Repair a Sewerage System				X
05-3-0778 Construct or Repair a Steel Frame Structure				X
05-3-0780 Conduct Runway/Taxiway Crater Repair	X			X
05-3-0784 Construct/Repair Headwalls				X
05-3-0785 Place Airfield Matting on Prepared Surfaces				X
05-3-0786 Replace Damaged Airfield Matting				X
05-3-0787 Construct/Repair a Wood Frame Structure				X
05-3-0789 Construct/Repair a Concrete Structure				X
05-3-0790 Construct/Repair Electrical Utilities				X

ARTEP 5-417-17-MTP

Collective Tasks	COUNTERMOBILITY	UNIT DEFENSE	FOLLOW-ON/ REPLACEMENT BRIDGING	GENERAL ENGINEERING
05-3-0791 Construct/Repair a Water Distribution System				X
05-3-0792 Install Coupled Pipeline	X			X
08-2-C316.05-T01A Transport Casualties (for Units Without Medical Treatment Personnel)		X	X	
08-2-R303.05-T01A Conduct Battlefield Stress Reduction and Stress Prevention Procedures	X	X	X	X
08-2-R315.05-T01A Perform Field Sanitation Functions			X	
10-2-0318.05-T01A Perform Unit Graves Registration (GRREG) Operations			X	
19-3-3106.05-T01A Handle Enemy Prisoners of War (EPWs)		X	X	
43-2-0001.05-T01A Conduct Unit-Level Maintenance Operations			X	
Exercise Command and Control				
05-3-1018 Conduct Troop-Leading Procedures	X	X		X
11-5-1102.05-T01A Install, Operate, and Maintain a Single-Channel, Ground and Airborne Radio System (SINCGARS) Frequency Hopping (FH) Net	X	X	X	X
12-3-0001.05-T01A Maintain Platoon Strength	X		X	

Collective Tasks		MOBILITY	SURVIVABILITY CONSTRUCTION	SUSTAINMENT ENGINEERING	UNIT SURVIVABILITY
Develop Intelligence					
05-3-0405	Conduct a Target Reconnaissance	X			
05-3-0407	Conduct an Engineer Reconnaissance	X	X		X
05-3-0412	Conduct a Technical Reconnaissance	X	X		
19-3-3105.05-T01A	Process Captured Documents and Equipment				X
71-2-0332.05-T01A	Maintain Operations Security (OPSEC)	X	X	X	X
Deploy/Conduct Maneuver					
05-3-0201	Create a Crater Obstacle with Explosives				
05-3-0202	Disable a Bridge with Explosives	X			
05-3-0209	Clear Obstacles Using Demolitions	X			
05-3-0610	Construct a Class-60 Fixed Span Bridge	X			
05-4-0205	Create an Abatis				
07-1-1923.05-T01A	React to Indirect Fire				X
07-2-1125.05-T01A	Conduct Passage of Lines (Passing/Stationary)				
07-2-1136.05-T02A	Occupy an Assembly Area (AA)				X
07-2-1301.05-T01A	Conduct a Convoy				X
07-3-0219.05-T01A	Establish Unit Defense				X
07-3-1112.05-T01A	React to an Ambush				X
07-3-1123.05-T01A	Conduct a Tactical Road March				X
07-3-1135.05-T01A	Conduct Actions at Danger Areas				
07-3-4129.05-T01A	Defend a Battle Position				X
07-3-C211.05-T01A	Move Tactically				X
Protect the Force					
03-2-3008.05-T01A	Conduct a Radiological, Chemical, or Biological Reconnaissance or Survey				X
03-2-C312.05-T01A	Conduct Thorough Decontamination Operations				X

Collective Tasks	MOBILITY	SURVIVABILITY CONSTRUCTION	SUSTAINMENT ENGINEERING	UNIT SURVIVABILITY
03-3-C201.05-T01A Prepare for Operations under Nuclear, Biological, and Chemical (NBC) Conditions				X
03-3-C202.05-T01A Prepare for a Chemical Attack				X
03-3-C203.05-T01A Respond to a Chemical Attack				X
03-3-C205.05-T01A Prepare for a Friendly Nuclear Strike				X
03-3-C206.05-T01A Prepare for a Nuclear Attack				X
03-3-C208.05-T01A Cross a Radiologically Contaminated Area				X
03-3-C209.05-T01A React to Smoke Operations				X
03-3-C222.05-T01A Respond to the Residual Effects of a Nuclear Attack				X
03-3-C223.05-T01A Respond to the Initial Effects of a Nuclear Attack				X
03-3-C224.05-T01A Conduct Operational Decontamination				X
03-3-C226.05-T01A Cross a Chemically Contaminated Area				X
05-2-0301 Camouflage Vehicles and Equipment				X
05-2-0911 Defend a Convoy Against a Ground Attack	X			X
05-3-0112.05-R01A Emplace a Standard-Pattern Minefield				
05-3-0118 Conduct Minesweeping Operations	X			X
05-3-0303 Construct Wire Obstacles		X		X
05-3-0312 Construct Bunkers and Shelters		X		X
05-3-0313 Construct Revetments		X		
05-3-0904.05-R01A Establish Jobsite Security	X	X		X
05-4-0110.05-R01A Mark a Minefield	X			
19-3-2204.05-T01A Employ Physical Security Measures				X
44-1-C220.05-T01A Use Passive Air Defense Measures				X
71-2-0326.05-T01A Perform Risk Management Procedures	X	X	X	X
Perform CSS and Sustainment				

Collective Tasks		MOBILITY	SURVIVABILITY CONSTRUCTION	SUSTAINMENT ENGINEERING	UNIT SURVIVABILITY
05-2-0726	Conduct Dump Truck Hauling Operations	X	X		
05-3-0611	Construct/Repair a Bridge Abutment	X		X	
05-3-0619	Construct a Nonstandard Fixed Bridge	X			
05-3-0707	Reinforce/Repair Existing Bridges	X		X	
05-3-0710	Assemble and Install Culverts	X	X		
05-3-0765	Construct or Repair a Sewerage System				
05-3-0778	Construct or Repair a Steel Frame Structure		X		
05-3-0780	Conduct Runway/Taxiway Crater Repair				
05-3-0784	Construct/Repair Headwalls				
05-3-0785	Place Airfield Matting on Prepared Surfaces	X	X		
05-3-0786	Replace Damaged Airfield Matting	X			
05-3-0787	Construct/Repair a Wood Frame Structure				
05-3-0789	Construct/Repair a Concrete Structure				
05-3-0790	Construct/Repair Electrical Utilities				
05-3-0791	Construct/Repair a Water Distribution System				
05-3-0792	Install Coupled Pipeline	X			
08-2-C316.05-T01A	Transport Casualties (for Units Without Medical Treatment Personnel)				X
08-2-R303.05-T01A	Conduct Battlefield Stress Reduction and Stress Prevention Procedures	X			X
08-2-R315.05-T01A	Perform Field Sanitation Functions				X
10-2-0318.05-T01A	Perform Unit Graves Registration (GRREG) Operations				X
19-3-3106.05-T01A	Handle Enemy Prisoners of War (EPWs)				X
43-2-0001.05-T01A	Conduct Unit-Level Maintenance Operations				X
Exercise Command and Control					
05-3-1018	Conduct Troop-Leading Procedures	X	X		X

Collective Tasks	MOBILITY	SURVIVABILITY CONSTRUCTION	SUSTAINMENT ENGINEERING	UNIT SURVIVABILITY
11-5-1102.05-T01A Install, Operate, and Maintain a Single-Channel, Ground and Airborne Radio System (SINGARS) Frequency Hopping (FH) Net	X	X		X
12-3-0001.05-T01A Maintain Platoon Strength				X

Figure 2-2. Collective Task to Missions.

CHAPTER 3

Mission Outlines / Training Plans

3-1. General. The mission outline illustrates the relationship between the missions and their support tasks. Each outline provides the trainer with a diagram of the unit's mission, sample FTXs and STXs, and the collective tasks that comprise them.

3-2. Mission Outlines. Since unit training is mission oriented, the mission outline shows how task training contributes to the unit's ability to perform its missions. The mission outlines, Tables 3-1 through 3-6, provide the commander with a visual outline of his unit's missions in a format that facilitates the planning and management of training.

Table 3-1. Sample Countermobility Mission Outline

ENGINEER PLATOON COUNTERMOBILITY	
Task Number	Task Title
03-2-3008.05-T01A	Conduct a Radiological, Chemical, or Biological Reconnaissance or Survey
03-3-C201.05-T01A	Prepare for Operations under Nuclear, Biological, Chemical (NBC) Conditions
05-3-1018.05-R01A	Conduct Troop-Leading Procedures
05-3-0904.05-R01A	Establish Jobsite Security
05-3-0306	Construct a Tank Ditch
05-3-0307	Construct a Log Obstacle
05-3-0303.05-R01A	Construct Wire Obstacles
07-1-1923.05-T01A	React to Indirect Fire
10-2-0319.05-T01A	Receive Airdrop Resupply
71-2-0326.05-T01A	Perform Risk-Management Procedures

Table 3-2. Sample Fight as Engineers Mission Outline

ENGINEER PLATOON FIGHT AS ENGINEERS	
Task Number	Task Title
03-3-C203.05-T01A	Respond to a Chemical Attack
03-3-C209.05-T01A	React to Smoke Operations
05-1-1200	Fight as Engineers
07-1-1923.05-T01A	React to Indirect Fire
07-2-0414.05-T01A	Establish a Company Defensive Position

Table 3-3. Sample General Engineering Mission Outline

ENGINEER COMPANY GENERAL ENGINEERING	
Task Number	Task Title
05-3-0407	Conduct an Engineer Reconnaissance
05-3-0904	Establish Jobsite Security
05-3-0778	Construct/Repair a Steel Frame Structure
05-3-0611	Construct/Repair a Bridge Abutment
05-3-0313	Construct Revetments
05-2-0726	Conduct Hauling Operations
05-3-0118	Conduct Minesweeping Operations
05-3-0791	Construct/Repair a Water Distribution System
05-3-0792	Install Coupled Pipeline
05-3-0710	Assemble/Install Culverts
05-3-0765	Construct/Repair a Sewerage System
05-3-0784	Construct/Repair Head Walls
05-3-0402	Conduct a Route Reconnaissance
08-2-0314.05-T01A	Treat Casualties
05-3-0209	Clear Obstacles Using Demolitions
05-3-0787	Construct/Repair a Wood Frame Structure
05-3-0789	Construct/Repair a Concrete Structure
05-3-0790	Construct/Repair Electrical Utilities

Table 3-4. Sample Mobility Mission Outline

ENGINEER PLATOON MOBILITY	
Task Number	Task Title
03-2-3008.05-T01A	Conduct a Radiological, Chemical, or Biological Reconnaissance or Survey
03-3-C208.05-T01A	Cross a Radiologically-Contaminated Area
05-3-0114	Support Breaching Operations
05-3-0404	Conduct a River-Crossing Site Reconnaissance
05-3-0609	Operate River-Crossing Sites
05-3-0603	Prepare Expedient Fords
05-3-0767	Clear Obstacles with Engineer Equipment

Table 3-5. Sample Perform Survivability Construction Mission Outline

ENGINEER PLATOON PERFORM SURVIVABILITY CONSTRUCTION	
Task Number	Task Title
03-3-C202.05-T01A	Prepare for a Chemical Attack
03-3-C205.05-T01A	Prepare for a Friendly Nuclear Strike
03-3-C206.05-T01A	Prepare for a Nuclear Attack
05-3-0306	Construct a Tank Ditch
05-3-0304	Construct Vehicle Fighting Positions
05-3-0305	Construct Vehicle Protective Positions
05-3-0312	Construct Bunkers and Shelters

Table 3-6. Sample Unit Survivability/Unit Defense Mission Outline

ENGINEER COMPANY <u>UNIT SURVIVABILITY/UNIT DEFENSE</u>	
Task Number	Task Title
05-3-0913	Secure and Defend the Unit's Position
05-2-0301	Camouflage Vehicles and Equipment
11-5-0121.05-T01A	Provide a Field Cable or Wire System
03-3-C203.05-T01A	Prepare for a Chemical Attack
03-3-C205.05-T01A	Prepare for a Friendly Nuclear Strike
44-1-C220.05-T01A	Use Passive Air Defense Measures
44-1-C221.07-1332	Conduct Active Combined Arms Air Defense Measures Against Hostile Aircraft
05-3-1043	Exchange Mission-Oriented Posture (MOPP) Gear

CHAPTER 4

Training Exercise

4-1. General. Training exercises are used to train and practice the performance of collective tasks. This MTP contains a sample STX. It is designed to assist in developing, sustaining, and evaluating the unit's mission proficiency. Table 4-1 lists the STX by exercise number, title, and page number.

Table 4-1. STX Exercises

Exercise Number	Exercise Title	Page
STX 5-2-E0001	Breaching Obstacles	4-1

4-2. Situational Training Exercise. STXs are short, scenario-driven, mission-oriented, tactical exercises used to train a group of closely related collective tasks. The STX provides the information for training the missions that make up the critical wartime mission. The STX--

- a. Provides repetitive training of missions.
- b. Allows the training to focus on identified weaknesses.
- c. Allows the unit to practice the mission STX before conducting a higher-echelon FTX.
- d. Saves time by providing most of the information needed to develop a vehicle for training.

ENGINEER PLATOON STX 5-2-E0001 BREACHING OBSTACLES

1. Objective. This sample STX trains collective, leader, and individual tasks in the platoon's operation (breaching obstacles).
2. Interface. This STX supports the company FTX 5-2-E0001 requirement to conduct combat operations.
3. Training.
 - a. Individual training. This training should be based on the soldier's manual tasks required to support this STX. Use the individual-to-collective task matrix in Chapter 2 as a source for these individual tasks. Individual training is based on the tasks, conditions, and standards in the 12B and the soldier's common tasks manuals. Training should be hands-on and performance-oriented. During training, leaders assess soldier proficiency by evaluating task performance against the soldier's manual standards then providing feedback to the soldiers. The individual training and evaluation program includes common task tests and the commander's evaluations.
 - b. Collective training. This training should be based on the collective tasks required for the STX. Battle drills and STXs are key tools for squad and platoon collective training. As with individual tasks, drills should be trained to standard with feedback provided. Collective tasks that could support this STX and mission (as well as other missions) are in the mission-to-collective task matrix in Chapter 2.
 - c. Leader training. This training should be based on the leader tasks required for the exercises as well as the individual tasks. Leader tasks are trained in the same manner as stated in paragraph 3a or by one or all of the following methods. When material and facilities are not available, innovation is the answer. Do not limit training to the methods listed below.

- (1) Classroom discussions on how to plan the exercise and how to implement unit's SOP.
 - (2) A map reconnaissance assists in terrain analysis and war gaming. (Use a map of the area where the STX is to be conducted.)
 - (3) Terrain board or sand table exercises permit simulations or miniatures to be used to gain three-dimensional perspectives in war gaming or rehearsals. (Model the terrain board or the sand table to match the terrain where the exercise will be conducted.)
 - (4) Tactical exercises without troops (TEWTs) allow leaders to train on the ground, practicing land-navigation movement, reporting, and other leader actions.
 - (5) Simulations and games teach leaders as part of a continuing officer and noncommissioned officer (NCO) development program.
 - (6) Training extension courses use audiovisual equipment to present information and demonstrate how tasks are performed to standard.
- d. Training tips and instructions. The following are training tips and general instructions on how to prepare for and accomplish the STX:
- (1) Know the requirements for breaching obstacles, marking obstacles, and tactical movement.
 - (2) Conduct a leader's reconnaissance of the training area with squad leaders to ensure that you do not make time-consuming mistakes.
 - (3) Review the standards for the T&EO that supports this exercise.
 - (4) Conduct this STX using one of the following options:
 - (a) With ammunition, without ammunition, or using live fire. The use of ammunition is encouraged to add more realism to the exercise.
 - (b) With or without the Multiple Integrated Laser-Equipment System (MILES). The MILES provides better feedback and should be used if it is available.
 - (c) Under all environmental conditions, both day and night and with or without NBC. These scenarios should involve an active NBC environment.
 - (5) Ensure that this STX is initially trained and rehearsed slowly, on open terrain, during good visibility, and with frequent explanations and critiques by leaders. This simple execution, combined with a thorough prebrief and "chalk talks" constitutes the "crawl" stage of STX training. The "walk" phase of this STX entails conducting the training at closer to normal rates, on more difficult terrain, and with stops for explanation and critique only when problems occur (expect for planned AARs). During the "run" phase, the STX is executed under conditions as close as possible to those expected in combat (including full operational security [OPSEC] and camouflage, realistic time frames and distances, challenging terrain, and aggressive OPFOR, NBC environment, and movement distance). This exercise is conducted at full speed after conducting building block training (individual training and drills) to reach the run level of execution.
 - (6) Ensure that the T&EO standards for this exercise (from Chapter 5) are met to obtain the maximum benefits from the training.
 - (7) Conduct this exercise on a recurring basis to sustain proficiency; however, since many of the T&EOs in this STX will be trained in other STXs, practice may occur through integration rather than retraining the STX.

(8) Ensure that the OPFOR replicates enemy forces in size and strength to portray threat activities realistically.

(9) Assign at least one evaluator to control OPFOR activities. The evaluator evaluates OPFOR actions, ensures realism, stresses safety, and assesses loss and damage. If the OPFOR are in groups for several simultaneous actions, additional OPFOR evaluators or controllers are necessary.

(10) Ensure that OPFOR units look and fight like a potential enemy. This will help soldiers understand threat tactics, doctrine, and weapons systems.

e. Training enhancers. This STX requires the platoon to breach an obstacle, move tactically, support by fire, and mark an obstacle.

(1) When basic proficiency is attained for the tasks in this STX, the STX may be conducted under limited visibility conditions, both with and without night vision devices (NVDs).

(2) This STX can be conducted under increasing MOPP levels as proficiency increase.

4. General Situation.

a. Contact with the enemy obstacle has been established. Initial reports indicate that the obstacle is overwatched by a company-sized element. His defensive positions are not well established. He has the capability for indirect fire and close air support (CAS). The enemy has used chemical weapons and will probably do so again. A breach of the obstacle has been ordered to allow maneuver forces to move through to attack the enemy. Figure 4-1 illustrates the graphic scenario of task performance in this exercise.

b. This exercise begins with the receipt of a company fragmentary order (FRAGO) by the platoon and ends after the obstacle is marked. An AAR should be held after the obstacle has been breached and marked. A final AAR should be conducted once all evaluation notes are compiled. If necessary, run portions of the exercise again until you are satisfied with your platoon's performance. Table 4-2 provides a recommended sequence of T&EOs and a recommended time for each portion of the STX.

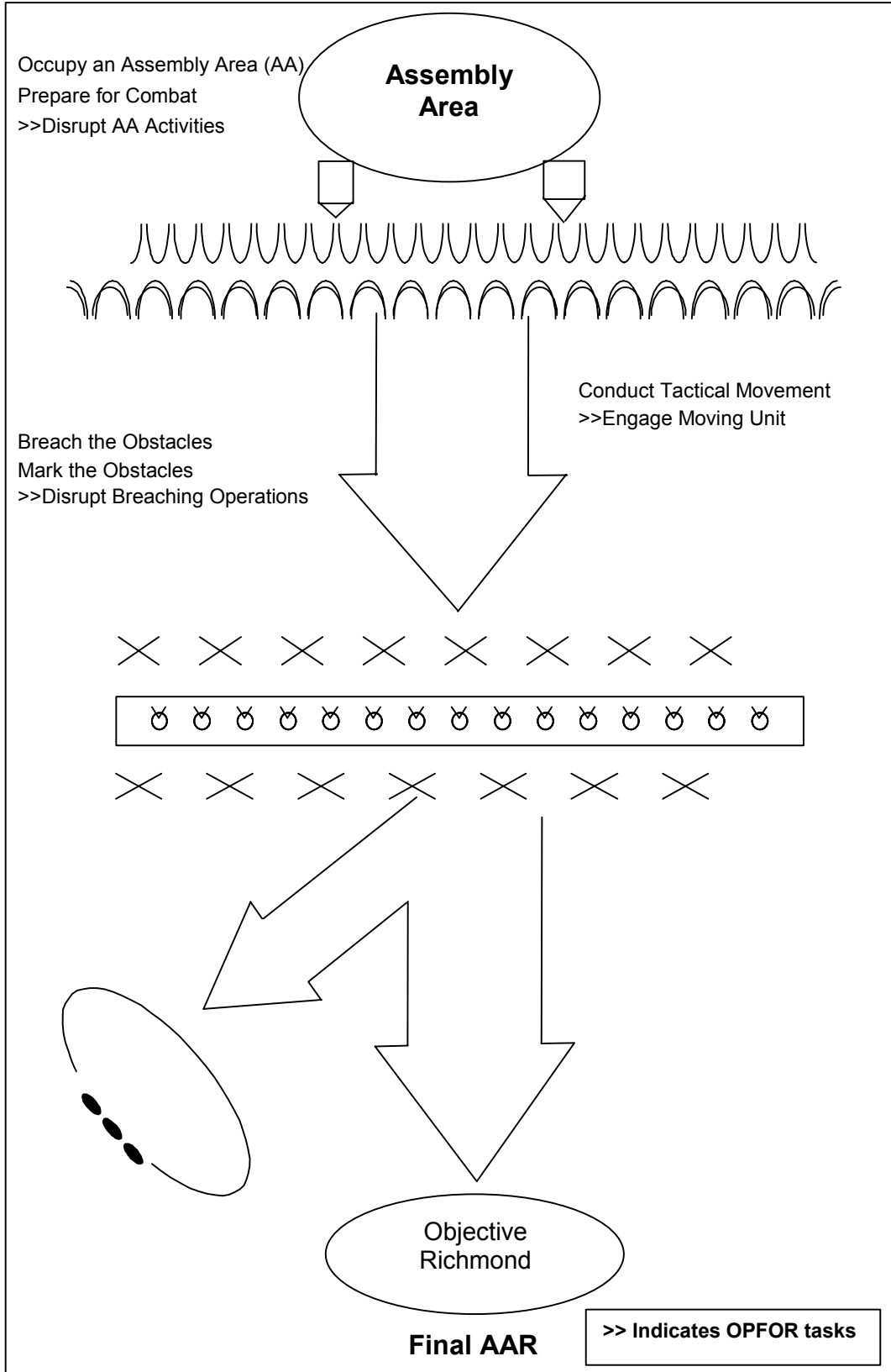


Figure 4-1. General Scenario STX

Table 4-2. Sample Suggested Scenario

Event	Action	Estimated Time
Module 1		
1	Occupy an Assembly Area (AA)	4 hours
2	Receive a FRAGO	15 minutes
3	Plan Breaching Operations	3 hours
4	Issue a FRAGO	2 hours
5	Conduct an AAR	1 hour
6	Conduct Precombat Operations	2 hours
7	Conduct Tactical Movement	1 hour
8	Breach the Obstacle	1 hour
9	Conduct an AAR	1 hour
10	Mark the Obstacle	1 hour
11	Conduct an AAR	1 hour
	Total time:	17.25 hours
<p>1. These tasks are integrated and evaluated throughout the exercise.</p> <p>2. Events will be trained to standards, not time limitations. The time required to train an event will vary based on METT-TC factors and the unit's training proficiency.</p> <p>3. Additional time may be required if great portions of the exercise are conducted at night or during other limited visibility.</p> <p>* NOTE: These tasks are integrated and evaluated throughout the exercise.</p>		

5. Special Situation.

a. Your platoon is part of a company in a secure AA. The platoon receives a FRAGO to breach obstacles (see Figure 4-2).

b. The company commander has ordered your platoon to lift your supporting fires. A sister platoon is prepare to provide support for the breach and marking of the obstacle. The company commander orders your platoon to breach the obstacle.

6. Support Requirements.

a. Minimum trainers and observers/controllers (Os/Cs). The company commander or the platoon leader can conduct this exercise and will be the trainer and primary evaluator. At least one other O/C is required with the OPFOR. Another platoon being trained or evaluated should be used as the platoon supporting the breach operations. This platoon will need an additional trainer or O/C.

b. Vehicles/communications. Those organic to the platoon are needed for this exercise. Two or three vehicles or trailers should be in the OPFOR supply site.

c. Opposing forces. The OPFOR ground force should at least be a reinforced squad.

FRAGMENTARY ORDER	
	Copy ____ of ____ copies 25 th EN BN
FRAGMENTARY ORDER _____	
References:	
1. SITUATION.	
a. Enemy Forces. The enemy forces are at 60 to 70 percent strength. They are preparing to counterattack and are expected to use air-delivered or artillery-delivered nonpersistent nerve agent.	
b. Friendly Force. (Element designation) attack (date/time group) to destroy the enemy force at Objective _____ to disrupt the enemy's counterattack.	
2. MISSION. (Element destination) is to provide breach support for (supported elements designation) to breach obstacles along the main avenue of approach.	
3. EXECUTION.	
a. Concept of the Operations. (See overlay.)	
(1) Intent. Breach obstacles and destroy the enemy preparing to counterattack.	
(2) Fire Support. Priority of fire to (another) platoon.	
b. (Another) Platoon.	
(1) Provide breach support for (evaluated) platoon.	
(2) Prepare to replace (evaluated) platoon in case they become combat ineffective.	
c. (Evaluated) Platoon.	
(1) Provide local support by fire (initially).	
(2) Breach obstacles.	
(3) Mark obstacles according to the tactical standing operating procedure (TSOP).	
d. Coordinating Instructions.	
(1) Company release point (RP) is (grid).	
(2) Company linkup point is (grid).	

Figure 4-2. Sample FRAGO for STX 5-2-E0001

d. Maneuver area. A 15- by 4-kilometer training area is desired. This area should provide for infiltration, cross-county movement, locations for supply sites, and a complex obstacle. The terrain should offer multiple, covered and concealed approaches to the objective area. Using terrain that limits

the leader to a “geographical” or “school” solution does not allow evaluation of the unit’s ability to conduct a terrain analysis and select and conceal positions.

- e. Consolidated support requirements. This exercise requires the items listed in Table 4-3.

Table 4-3. Consolidated Support Requirements for STX 5-2-E0001

Ammunition	DODIC	Estimated Basic Load	
5.56 millimeters (mm)	A080	150 rounds per rifle	
7.62 mm	A111	400 rounds per M60	
5.56 mm	A075	250 rounds per squad automatic weapon (SAW)	
Caliber .50	A598	250 rounds per M2	
Antitank Weapon-Effect Simulator System (ATWESS) (AT-4)	L367	15 each per company (inert)	
Hand grenade, body, M69	G811	2 per man	
Hand grenade, fuse (practice)	G878	2 per man	
Simulators, projectile, ground burst	L598	50 per exercise	
Simulator, hand grenade, M116 series	L601	20 per squad (without live demolitions to simulate demolitions) or 6 per squad	
Demolitions (See the note below.)			
Mine-clearing line charge (MICLIC)		4 per company with 2 reloads	
Bangalore torpedo kit		1 per squad	
Charge, block trinitrotoluene (TNT)		50 per squad	
Modernized demolition initiator (MDI) M11, 12, 13, 14		15 each (total 60) per platoon	
MDI igniters		60 each platoon	
Time fuse		500 feet per platoon	
Satchel charge, M183		30 per platoon	
40-pound shape charge		12 per platoon	
Smoke grenades, white		60 per platoon	
Smoke pot, ground		10 per platoon	
Other Items			
Batteries, BA 200 (6-volt)		50 each	
Batteries, BA 3090 (9-volt)		400 each	
CLASS IV			
Concertina wire			
Mines			
	Company	Evaluators	OPFOR
MILES Equipment			
Armored personnel carrier (APC)	13		13/4
Caliber .50 system	15		13/4
M240 system	2		
M19 blank firing adapter	15		13/4
M16 system	120		120/28
M60 machine-gun system	13		13/2
Controller guns		8	
Small-arms alignment fixture		2	
NOTE: Ammunition and demolitions are basic loads and should be restocked (according to use) during the exercise.			

- f. Regulations and requirements. Commanders should consult local regulations and range-control requirements during coordination to ensure compliance with restrictions such as constraints on pyrotechnics.

7. Training and Evaluation Outline Sequence. Table 4-4 lists the T&EOs from Chapter 5 that are used to evaluate this STX.

Table 4-4. T&EOs Used in Evaluating STX 5-2-E0001

Task Title	Task Number
Conduct Troop-Leading Procedures	05-3-1018.05-R01A
Conduct a Radiological, Chemical, or Biological Reconnaissance or Survey	03-2-3008.05-T01A
Cross a Radiologically Contaminated Area	03-3-C208.05-T01A
Support Breaching Operations	05-3-0114
Reorganize as Infantry	05-2-1200
Fight as Infantry	05-2-1215

CHAPTER 5

Training and Evaluation Outlines (T&EOs)

5-1. General. This chapter contains the T&EOs for the unit. T&EOs are the foundation of the MTP and the collective training of the unit. T&EOs are training objectives (task, conditions, and standards) for the collective tasks that support critical wartime operations. The unit must master designated collective tasks to perform its critical wartime operations. T&EOs may be trained separately, in an STX, in an FTX, or in live-fire exercises. For collective live-fire standards, the trainer needs to refer to the applicable gunnery manual for the appropriate course of fire. Those standards and courses of fire need to be integrated into the training exercise.

5-2. Structure. The Mission-to-Collective Task Matrix in Chapter 2 lists the T&EOs required to train the critical wartime missions according to their specific BOS.

5-3. Format. The T&EOs are prepared for every collective task that supports critical wartime operation accomplishment. Each T&EO contains the following items:

- a. Element. This identifies the unit or unit element that performs the task.
- b. Task. This describes the action to be performed by the unit, and provides the task number.
- c. References. These are in parenthesis following the task number. The reference that contains the most information (primary reference) about the task is listed first and underlined. If there is only one reference, it is not underlined.
- d. Iteration. This is used to identify how many times the task is performed and evaluated during training. The "M" identifies when the task is performed in mission-oriented protection posture (MOPP) 4.
- e. Commander/leader assessment. This is used by the unit leadership to assess their proficiency of the unit in performing the task to standard. Assessments are subjective in nature and use all available evaluation data and subunit leader input to develop an assessment of the organization's overall capability to accomplish the task. Use the following ratings:
 - (1) T - trained. The unit is trained and has demonstrated its proficiency in accomplishing the task to wartime standards.
 - (2) P - needs practice. The unit needs to practice the task. Performance has demonstrated that the unit does not achieve standard without some difficulty or has failed to perform some task steps to standard.
 - (3) U - untrained. The unit cannot demonstrate an ability to achieve wartime proficiency.
- f. Task conditions. The task condition contains a statement of the situation or environment in which the unit is to do the collective task.
- g. Task standards.
 - (1) The task standard states the performance criteria that a unit must achieve to successfully execute the task. This overall standard should be the focus of training and should be understood by every soldier.
 - (2) The trainer or evaluator determines the unit's training status using performance observation measurements (where applicable) and his judgment. The unit must be evaluated in the context of the METT-TC conditions. The conditions should be as similar as possible for all evaluated elements. This will establish a common baseline for unit performance.

h. Task steps and performance measures. This is a listing of actions that are required to complete the task. These actions are stated in terms of observable performance for evaluating training proficiency. The task steps are arranged sequentially along with supporting individual task and their references. Leader tasks within each T&EO are indicated by an asterisk (*). Under each task step are listed the performance measures that must be accomplished to correctly perform the task step. If the unit fails to correctly perform one of these task steps to standard, it has failed to achieve the overall task standard.

i. GO/NO-GO column. This column is provided for annotating the platoon’s performance of the task steps. Evaluate each performance measure for a task step and place an “X” in the appropriate column. A major portion of the performance measures must be marked a GO for the task step to be successfully performed.

j. Task performance/evaluation summary block. This block provides the trainer a means of recording the total number of task steps and performance measures evaluated and those evaluated as GO. It also provides the evaluator a means to rate the unit’s demonstrated performance as a GO or NO-GO, and provides the leader with an historical record for five training iterations.

k. Supporting individual tasks. This is a listing of all supporting individual tasks required to correctly perform the task. Listed are the reference, tasks number, and task title.

l. Opposing forces tasks. These standards specify overall OPFOR performance for each collective task. The standards ensure that OPFOR soldiers accomplish meaningful training and force the training unit to perform its task to standard or “lose” to the OPFOR. The OPFOR standards specify what must be accomplished--not how it must be accomplished. The OPFOR must always attain its task standards, using tactics consistent with the type of enemy they are portraying.

5-4. Usage. The T&EO can be used to train or evaluate a single task. Several T&EOs can be used to train or evaluate a group of tasks such as an STX or FTX.

Develop Intelligence

Conduct a Target Reconnaissance (05-3-0405)	5-5
Conduct an Engineer Reconnaissance (05-3-0407)	5-16
Conduct a Technical Reconnaissance (05-3-0412)	5-25
Process Captured Documents and Equipment (19-3-3105.05-T01A).....	5-35
Maintain Operations Security (OPSEC) (71-2-0332.05-T01A).....	5-42

Deploy/Conduct Maneuver

Create a Crater Obstacle with Explosives (05-3-0201)	5-49
Disable a Bridge with Explosives (05-3-0202).....	5-59
Clear Obstacles Using Demolitions (05-3-0209)	5-68
Construct a Class-60 Fixed Span Bridge (05-3-0610).....	5-75
Create an Abatis (05-4-0205)	5-83
React to Indirect Fire (07-1-1923.05-T01A).....	5-93
Conduct Passage of Lines (Passing/Stationary) (07-2-1125.05-T01A)	5-100
Occupy an Assembly Area (AA) (07-2-1136.05-T02A)	5-109
Conduct a Convoy (07-2-1301.05-T01A).....	5-117
Establish Unit Defense (07-3-0219.05-T01A).....	5-126
React to an Ambush (07-3-1112.05-T01A)	5-135
Conduct a Tactical Road March (07-3-1123.05-T01A).....	5-142
Conduct Actions at Danger Areas (07-3-1135.05-T01A).....	5-150
Defend a Battle Position (07-3-4129.05-T01A)	5-157
Move Tactically (07-3-C211.05-T01A).....	5-164

Protect the Force

Conduct a Radiological, Chemical, or Biological Reconnaissance or Survey (03-2-3008.05-	
---	--

T01A)	5-172
Conduct Thorough Decontamination Operations (03-2-C312.05-T01A).....	5-179
Prepare for Operations under Nuclear, Biological, and Chemical (NBC) Conditions (03-3-C201.05-T01A)	5-188
Prepare for a Chemical Attack (03-3-C202.05-T01A)	5-195
Respond to a Chemical Attack (03-3-C203.05-T01A).....	5-202
Prepare for a Friendly Nuclear Strike (03-3-C205.05-T01A).....	5-209
Prepare for a Nuclear Attack (03-3-C206.05-T01A).....	5-215
Cross a Radiologically Contaminated Area (03-3-C208.05-T01A).....	5-221
React to Smoke Operations (03-3-C209.05-T01A)	5-228
Respond to the Residual Effects of a Nuclear Attack (03-3-C222.05-T01A)	5-235
Respond to the Initial Effects of a Nuclear Attack (03-3-C223.05-T01A).....	5-241
Conduct Operational Decontamination (03-3-C224.05-T01A).....	5-248
Cross a Chemically Contaminated Area (03-3-C226.05-T01A).....	5-256
Camouflage Vehicles and Equipment (05-2-0301).....	5-262
Defend a Convoy Against a Ground Attack (05-2-0911).....	5-269
Emplace a Standard-Pattern Minefield (05-3-0112.05-R01A).....	5-282
Conduct Minesweeping Operations (05-3-0118).....	5-292
Construct Wire Obstacles (05-3-0303).....	5-301
Construct Bunkers and Shelters (05-3-0312).....	5-311
Construct Revetments (05-3-0313)	5-322
Establish Jobsite Security (05-3-0904.05-R01A).....	5-332
Mark a Minefield (05-4-0110.05-R01A).....	5-344
Employ Physical Security Measures (19-3-2204.05-T01A).....	5-352
Use Passive Air Defense Measures (44-1-C220.05-T01A).....	5-358
Perform Risk Management Procedures (71-2-0326.05-T01A).....	5-365
Perform CSS and Sustainment	
Conduct Dump Truck Hauling Operations (05-2-0726).....	5-372
Construct/Repair a Bridge Abutment (05-3-0611).....	5-378
Construct a Nonstandard Fixed Bridge (05-3-0619).....	5-386
Reinforce/Repair Existing Bridges (05-3-0707).....	5-394
Assemble and Install Culverts (05-3-0710).....	5-401
Construct or Repair a Sewerage System (05-3-0765)	5-410
Construct or Repair a Steel Frame Structure (05-3-0778)	5-417
Conduct Runway/Taxiway Crater Repair (05-3-0780).....	5-426
Construct/Repair Headwalls (05-3-0784)	5-437
Place Airfield Matting on Prepared Surfaces (05-3-0785).....	5-446
Replace Damaged Airfield Matting (05-3-0786).....	5-455
Construct/Repair a Wood Frame Structure (05-3-0787)	5-463
Construct/Repair a Concrete Structure (05-3-0789).....	5-473
Construct/Repair Electrical Utilities (05-3-0790).....	5-482
Construct/Repair a Water Distribution System (05-3-0791)	5-492
Install Coupled Pipeline (05-3-0792)	5-501
Transport Casualties (for Units Without Medical Treatment Personnel) (08-2-C316.05-T01A)	5-510
Conduct Battlefield Stress Reduction and Stress Prevention Procedures (08-2-R303.05-T01A)	5-518
Perform Field Sanitation Functions (08-2-R315.05-T01A)	5-525
Perform Unit Graves Registration (GRREG) Operations (10-2-0318.05-T01A).....	5-532
Provide a Field Cable or Wire System (11-5-0121.05-T01A).....	5-539
Handle Enemy Prisoners of War (EPWs) (19-3-3106.05-T01A).....	5-546
Conduct Unit-Level Maintenance Operations (43-2-0001.05-T01A).....	5-553
Exercise Command and Control	
Conduct Troop-Leading Procedures (05-3-1018).....	5-561
Install, Operate, and Maintain a Single-Channel, Ground and Airborne Radio System	

(SINGARS) Frequency Hopping (FH) Net (11-5-1102.05-T01A)	5-570
Maintain Platoon Strength (12-3-0001.05-T01A).....	5-578

Figure 5-1. List of T&EOs

ELEMENTS: Horizontal Construction Platoon
 Embankment Squad
 Excavation Squad
 Two General Construction Platoons
 Six General Construction Squads

TASK: Conduct a Target Reconnaissance (05-3-0405)
 (FM 5-170) (FM 5-250) (FM 5-34)

ITERATION: 1 2 3 4 5 M (Circle)

COMMANDER/LEADER ASSESSMENT: T P U (Circle)

CONDITIONS: The squad receives an order containing the grid coordinates of a potential demolition target and the depth of the obstacle. Digital units have performed functionality checks, and systems are operational. The area is secured, but enemy contact with squad-size elements is possible. Some iterations of this task should be performed in MOPP4.

TASK STANDARDS: The squad or the section prepares and submits Department of the Army (DA) Form 2203-R including all information to successfully execute the target. Locations are accurate within 10 meters. The measurements, dimensions, and explosive calculations are accurate within 10 percent. The squad completes the reconnaissance within the timeline specified in the operation order (OPORD). Digital units send and receive reports using frequency-modulated (FM) or digital means. The time required to perform this task is increased when conducting it in mission-oriented protection posture (MOPP) 4.

TASK STEPS AND PERFORMANCE MEASURES	GO	NO-GO
<p>* 1. The squad leader prepares for the reconnaissance. NOTE: Digital units have access to Digital Topographic Support System (DTSS) products to issue orders and send reports to assist in the reconnaissance process.</p> <ul style="list-style-type: none"> a. Issued a warning order (WO) to ensure that the subordinates knew the mission, the time and place to receive their orders, the departure time, and the preparatory actions to conduct while the plan was made. b. Conducted a map reconnaissance to determine the routes and distances to and from the target. c. Performed a time estimate to determine how much time to spend on-site and filled out DA Form 2203-R. d. Formulated a reconnaissance plan to ensure that the squad obtained all the required information from the site and that all essential equipment was taken. e. Determined the availability of explosives. f. Briefed subordinates using the five-paragraph order format, ensuring that each squad member knew precisely what to do. g. Covered the site security and the noise and light disciplines. <p>2. The squad conducts the reconnaissance and obtains the required sketches and information.</p> <ul style="list-style-type: none"> a. Obtained a situation map (SITMAP) sketch depicting the position of the target, the surrounding terrain features such as hills and rivers, and the coordinates of objects keyed to existing maps such as intersections and towns. b. Obtained a plan and side-view sketch of the demolition target showing the overall dimensions and the lines of cut for the following: 		

TASK STEPS AND PERFORMANCE MEASURES	GO	NO-GO
<p>(1) A bridge showing the overall dimensions of its critical members along with the location of each line of cut.</p> <p>(2) A crater showing the length and width of the target and the thickness of the wearing surface. When possible, the sketch showed the depth and the type of subgrade to determine the effect on the borehole depth on the side sketch. The sketch also showed the length and location of each row of craters placed at a 45-degree angle to the axis of approach. The boreholes were offset from one another when lines of cut were placed in depth.</p> <p>(3) An abatis showing the depth and width of the target. The side-view sketch stated the approximate height of the trees along with their average spacing and diameter; for example, 50- to 60-centimeter-diameter trees spaced 3 to 3.7 meters apart.</p> <p>c. Obtained a plan and cross-section sketch that showed the details of any demolition chambers, the lines of cut, the location of charges, the accurate dimensions of the members to be cut, the quantities of explosives, and the method of ignition.</p> <p>(1) A bridge showed the location of all the lines of cut and the location of each charge within the line of cut. On the cross-section sketch, the charge calculations and the placements only needed to be shown once for similar members being cut. The method of attaching the charge was shown; for example, bolt gun, wire, tape, and 5- by 5- by 25-centimeter wooden blocks. More than one cross-section sketch may have been required, depending on the number of lines of cut and the similarity between them. Unless steel cutting charges such as ribbon, saddle, or diamond were used, the method of priming was always detonating cord (no blasting caps) regardless of the explosive used.</p> <p>(2) A crater showed the position and the depth of each borehole, the quantity of explosives per borehole, and the method of priming.</p> <p>(3) An abatis showed the 45-degree angle to the road where the charges were placed, and the separation between the trees to cut was 3 to 4 meters. The cross-section sketch was a single tree demonstrating the charge calculation and the placement for the test shots to be conducted on the trees having the average diameter of those found in the line of cut. The squad primed with detonating cord (no blasting caps) regardless of the explosive. If time and the tactical situation permitted, the squad conducted test shots on the reconnaissance and then measured and marked all trees to be cut. If this was done, the charge calculation and placement were sketched once for each diameter requiring a different quantity of explosives.</p> <p>d. Ensured that the sketch showed the firing circuits and the firing points. The complete circuit was required and included the charges, branch lines, ring mains, and initiation sets. The sketch--</p> <p>(1) Contained a list of the quantity and type of required explosives.</p> <p>(2) Contained a list of all required demolition equipment and transportation.</p> <p>(3) Included an estimate of the time and labor required to prepare the demolition to State 1.</p> <p>(4) Included an estimate of the time and labor required to prepare the demolition to State 2.</p> <p>(5) Included an estimate of the time, labor, and equipment required to bypass the obstacle (specified location and method) and the required supplementary obstacles such as mines.</p>		

TASK STEPS AND PERFORMANCE MEASURES	GO	NO-GO
* 3. The squad leader notifies higher headquarters (HQ) when the squad completes the on-site portion of the mission.		
* 4. The squad leader completes DA Form 2203-R and submits it to higher HQ within the time specified in the orders. NOTE: Digital units submit digital or hard copy (DA Forms) reports according to the unit's tactical standing operating procedure (TACSOP).		

TASK PERFORMANCE / EVALUATION SUMMARY BLOCK							
ITERATION	1	2	3	4	5	M	TOTAL
TOTAL TASK STEPS EVALUATED							
TOTAL TASK STEPS "GO"							
TRAINING STATUS "GO"/"NO-GO"							

"*" indicates a leader task step.

SUPPORTING INDIVIDUAL TASKS

Task Number	Task Title	References
052-193-3054	Prepare a Demolition Reconnaissance Report	STP 5-12B24-SM-TG STP 5-62G13-SM-TG
052-193-3055	Prepare or Compile a Nonnuclear-Demolition Target Folder	STP 5-12B24-SM-TG STP 5-62G13-SM-TG
052-193-3071	Determine Method of Bridge Attack	STP 5-12B24-SM-TG STP 5-62G13-SM-TG
052-194-3500	Conduct a Patrol	STP 5-12B24-SM-TG STP 5-62G13-SM-TG
052-196-3065	Prepare a Route Reconnaissance Overlay	STP 5-12B24-SM-TG STP 5-62G13-SM-TG
052-196-3150	Conduct Route Reconnaissance	STP 5-12B24-SM-TG STP 5-62G13-SM-TG

SUPPORTING COLLECTIVE TASKS

Task Number	Task Title	References
05-1-1391	Request a Standard Topographic Product	ARTEP 5-335-60-MTP ARTEP 5-335-66-MTP ARTEP 5-402-33-MTP ARTEP 5-402-68-MTP ARTEP 5-412-68-MTP ARTEP 5-412-69-MTP ARTEP 5-435-66-MTP ARTEP 5-435-67-MTP ARTEP 5-437-10-MTP ARTEP 5-437-11-MTP ARTEP 5-437-36-MTP ARTEP 5-437-38-MTP
05-2-0003	Prepare an Engineer Annex	ARTEP 5-026-34-MTP ARTEP 5-027-35-MTP ARTEP 5-053-35-MTP

SUPPORTING COLLECTIVE TASKS

Task Number	Task Title	References
05-2-0042	Receive and Distribute Throughput Supplies	ARTEP 5-063-35-MTP ARTEP 5-113-35-MTP ARTEP 5-156-34-MTP ARTEP 5-157-35-MTP ARTEP 5-216-34-MTP ARTEP 5-217-35-MTP ARTEP 5-335-65-MTP ARTEP 5-337-35-MTP ARTEP 5-426-34-MTP ARTEP 5-427-35-MTP ARTEP 5-435-67-MTP ARTEP 5-437-36-MTP ARTEP 5-437-38-MTP ARTEP 5-446-34-MTP ARTEP 5-446-36-MTP ARTEP 5-447-35-MTP ARTEP 5-447-37-MTP ARTEP 5-463-35-MTP ARTEP 5-463-36-MTP ARTEP 5-473-35-MTP ARTEP 5-615-66-MTP ARTEP 5-027-35-MTP ARTEP 5-053-35-MTP ARTEP 5-063-35-MTP ARTEP 5-113-35-MTP ARTEP 5-145-32-MTP ARTEP 5-157-35-MTP ARTEP 5-217-35-MTP ARTEP 5-335-65-MTP ARTEP 5-337-35-MTP ARTEP 5-413-35-MTP ARTEP 5-417-35-MTP ARTEP 5-423-35-MTP ARTEP 5-427-35-MTP ARTEP 5-434-35-MTP ARTEP 5-435-67-MTP ARTEP 5-437-36-MTP ARTEP 5-437-38-MTP ARTEP 5-443-35-MTP ARTEP 5-447-35-MTP ARTEP 5-447-37-MTP ARTEP 5-463-35-MTP ARTEP 5-463-36-MTP ARTEP 5-473-35-MTP ARTEP 5-026-34-MTP
05-2-7008	Prepare an Operation Order (OPORD) (Company/Platoon)	ARTEP 5-027-10-MTP ARTEP 5-027-35-MTP ARTEP 5-053-11-MTP ARTEP 5-053-12-MTP ARTEP 5-053-35-MTP ARTEP 5-063-10-MTP ARTEP 5-063-11-MTP

SUPPORTING COLLECTIVE TASKS

Task Number	Task Title	References
		ARTEP 5-063-35-MTP
		ARTEP 5-113-11-MTP
		ARTEP 5-113-12-MTP
		ARTEP 5-113-35-MTP
		ARTEP 5-145-12-MTP
		ARTEP 5-145-32-MTP
		ARTEP 5-156-34-MTP
		ARTEP 5-157-10-MTP
		ARTEP 5-157-35-MTP
		ARTEP 5-216-34-MTP
		ARTEP 5-217-10-MTP
		ARTEP 5-217-35-MTP
		ARTEP 5-335-60-MTP
		ARTEP 5-335-65-MTP
		ARTEP 5-335-70-MTP
		ARTEP 5-336-34-MTP
		ARTEP 5-337-10-MTP
		ARTEP 5-337-35-MTP
		ARTEP 5-413-35-MTP
		ARTEP 5-416-14-MTP
		ARTEP 5-416-34-MTP
		ARTEP 5-417-13-MTP
		ARTEP 5-423-11-MTP
		ARTEP 5-423-35-MTP
		ARTEP 5-424-35-MTP
		ARTEP 5-426-34-MTP
		ARTEP 5-427-10-MTP
		ARTEP 5-427-35-MTP
		ARTEP 5-434-35-MTP
		ARTEP 5-436-35-MTP
		ARTEP 5-436-37-MTP
		ARTEP 5-437-10-MTP
		ARTEP 5-437-11-MTP
		ARTEP 5-437-36-MTP
		ARTEP 5-437-38-MTP
		ARTEP 5-446-34-MTP
		ARTEP 5-446-36-MTP
		ARTEP 5-447-10-MTP
		ARTEP 5-447-11-MTP
		ARTEP 5-447-35-MTP
		ARTEP 5-447-37-MTP
		ARTEP 5-463-10-MTP
		ARTEP 5-463-12-MTP
		ARTEP 5-463-15-MTP
		ARTEP 5-463-17-MTP
		ARTEP 5-463-35-MTP
		ARTEP 5-463-36-MTP
		ARTEP 5-473-35-MTP
		ARTEP 5-500-66-MTP
		ARTEP 5-520-10-MTP
		ARTEP 5-520-12-MTP
		ARTEP 5-520-14-MTP
		ARTEP 5-530-14-MTP

SUPPORTING COLLECTIVE TASKS

Task Number	Task Title	References
05-3-0201	Create a Crater Obstacle with Explosives	ARTEP 5-530-16-MTP
		ARTEP 5-603-35-MTP
		ARTEP 5-605-66-MTP
		ARTEP 5-607-35-MTP
		ARTEP 5-608-35-MTP
		ARTEP 5-616-34-MTP
		ARTEP 5-617-10-MTP
		ARTEP 5-617-11-MTP
		ARTEP 5-617-35-MTP
		ARTEP 5-027-10-MTP
		ARTEP 5-053-11-MTP
		ARTEP 5-053-12-MTP
		ARTEP 5-063-10-MTP
		ARTEP 5-063-11-MTP
		ARTEP 5-113-12-MTP
		ARTEP 5-157-10-MTP
		ARTEP 5-217-10-MTP
ARTEP 5-335-70-MTP		
ARTEP 5-337-10-MTP		
ARTEP 5-417-17-MTP		
ARTEP 5-427-10-MTP		
ARTEP 5-437-10-MTP		
ARTEP 5-437-11-MTP		
ARTEP 5-447-10-MTP		
ARTEP 5-447-11-MTP		
05-3-0202	Disable a Bridge with Explosives	ARTEP 5-027-10-MTP
		ARTEP 5-053-11-MTP
		ARTEP 5-053-12-MTP
		ARTEP 5-063-10-MTP
		ARTEP 5-063-11-MTP
		ARTEP 5-113-12-MTP
		ARTEP 5-157-10-MTP
		ARTEP 5-217-10-MTP
		ARTEP 5-335-70-MTP
		ARTEP 5-337-10-MTP
		ARTEP 5-417-17-MTP
		ARTEP 5-427-10-MTP
		ARTEP 5-437-10-MTP
		ARTEP 5-437-11-MTP
		ARTEP 5-447-10-MTP
		ARTEP 5-447-11-MTP
		ARTEP 5-463-10-MTP
ARTEP 5-463-12-MTP		
ARTEP 5-463-15-MTP		
ARTEP 5-463-17-MTP		
ARTEP 5-463-35-MTP		
ARTEP 5-463-36-MTP		
ARTEP 5-473-35-MTP		
05-3-0407	Conduct an Engineer Reconnaissance	ARTEP 5-027-10-MTP
		ARTEP 5-053-11-MTP
		ARTEP 5-053-12-MTP
		ARTEP 5-063-10-MTP
		ARTEP 5-063-11-MTP

SUPPORTING COLLECTIVE TASKS

Task Number	Task Title	References
		ARTEP 5-113-11-MTP
		ARTEP 5-113-12-MTP
		ARTEP 5-113-35-MTP
		ARTEP 5-157-10-MTP
		ARTEP 5-217-10-MTP
		ARTEP 5-417-17-MTP
		ARTEP 5-427-10-MTP
		ARTEP 5-447-10-MTP
		ARTEP 5-447-11-MTP
		ARTEP 5-463-10-MTP
		ARTEP 5-463-12-MTP

OPFOR TASKS AND STANDARDS

TASK: Conduct an Ambush (5-OPFOR-0007)

CONDITION: The enemy is moving in a convoy. The opposing forces (OPFOR) element is positioned along the enemy's route.

STANDARD: The OPFOR element inflicts casualties on the enemy and causes vehicle and equipment damage. 1. Prepares an ambush site before the element arrives. 2. Surprises march element forces. 3. Inflicts heavy casualties within the designated kill zone. 4. Inflicts heavy damage to the vehicles and the equipment within the designated kill zone. 5. Delays the march element from reaching a specified destination for a specified period of time. 6. Withdraws on order. 7. Sustains no casualties. 8. Reports actions to superiors.

TASK: Disrupt a Route Reconnaissance (5-OPFOR-0021)

CONDITION: The enemy is conducting a route reconnaissance. The opposing forces (OPFOR) element is positioned along the enemy's route.

STANDARD: The OPFOR element attempts to disrupt a squad/section conducting a route reconnaissance. 1. Prevents the unit from meeting its specified time schedule. 2. Forces the unit to deviate from its specified route. 3. Prevents the unit from reaching its assigned destination. 4. Surprises the squad/section. 5. Inflicts casualties on the unit.

TASK: Conduct Sniper Operations (5-OPFOR-0006)

CONDITION: The opposing forces (OPFOR) element has assigned snipers (regular or irregular elements) in the enemy's rear area along the main supply route (MSR) and near support sites.

STANDARD: The OPFOR element kills or wounds targets. 1. Sets up a well-concealed location. 2. Engages vehicle drivers or personnel on foot with short bursts of semiautomatic fire. 3. Kills or wounds selected targets. 4. Prevents the position from being discovered by enemy forces. 5. Evacuates the area without being spotted. 6. Reports all specified priority intelligence requirements (PIR) and other intelligence requirements to the OPFOR headquarters (HQ).

TASK: Conduct a Raid (5-OPFOR-0004)

CONDITION: The opposing forces (OPFOR) element has occupied an objective rally point and has orders to conduct a raid on a combat service support (CSS) base.

STANDARD: The OPFOR element infiltrates the enemy's base and destroys all of the targets. 1. Surprises the enemy forces. 2. Assaults the support base and accomplishes the assigned tasks. 3. Destroys the specified equipment and supplies. 4. Avoids being decisively engaged. 5. Withdraws all personnel from the objective areas within the time prescribed. 6. Obtains all priority intelligence requirements (PIR) from the raid site. 7. Sustains only light casualties from enemy fire.

TASK: Conduct an Attack (5-OPFOR-0008)

CONDITION: The enemy is conducting tactical operations. The opposing forces (OPFOR) element receives orders to attack the enemy, the area of occupation, or the main supply route (MSR) with smoke.

STANDARD: The OPFOR element disrupts the enemy's movement and smoke operations. 1. Determines the delivery method of the smoke attack. 2. Locates the target. 3. Delivers the smoke attack downwind. 4. Attacks the enemy with smoke, and surge attacks when the enemy responds to the smoke.

TASK: Disrupt a Net Control Station (NCS) (5-OPFOR-0019)

CONDITION: The enemy has established a NCS. The opposing forces (OPFOR) element has radio and jamming equipment.

STANDARD: The OPFOR element attempts to disrupt an NCS. 1. Attempts to locate the radio frequency that the unit is operating on. 2. Attempts to enter the radio net. 3. Attempts to issue "bogus" orders to a unit on the net. 4. Jams the radio frequency and forces the unit to go to an alternate frequency.

TASK: Disrupt Construction of Vehicle Fighting Positions (5-OPFOR-0020)

CONDITION: The opposing forces (OPFOR) element has located the enemy. The priority intelligence requirements (PIR) and other intelligence obtained by OPFOR patrols indicate the enemy is constructing vehicle fighting positions within its defensive area. The OPFOR element has automatic and antiarmor weapons and light mortars.

STANDARD: The OPFOR element attempts to disrupt the enemy's efforts to establish vehicle fighting positions. 1. Locates the defensive area. 2. Surprises the main body. 3. Penetrates the defensive area with squad-size probes. 4. Inflicts casualties on the unit. 5. Destroys vehicles. 6. Disrupts the unit's preparations (prevents or delays beyond the unit's allotted time).

TASK: Defeat Obstacles (5-OPFOR-0009)

CONDITION: The opposing forces (OPFOR) element encounters an obstacle that blocks the avenue of approach as it advances upon the enemy forces.

STANDARD: The OPFOR element bypasses or breaches the enemy obstacle. 1. Detects the obstacle before halting its main body. 2. Defeats the obstacle. a. Bypasses the obstacle without entering the engagement areas. b. Breaches the obstacle within 45 minutes and passes its entire force through the obstacle. 3. Does not incur degradation to the point that the mission must be discontinued.

TASK: Disrupt an Engineer Reconnaissance (5-OPFOR-0022)

CONDITION: The enemy is conducting an engineer reconnaissance. The opposing forces (OPFOR) element is positioned along the enemy's route.

STANDARD: The OPFOR element disrupts an engineer reconnaissance. 1. Prevents the unit from meeting its specified time schedule. 2. Forces the unit to deviate from its specified route. 3. Prevents the unit from accomplishing its assigned engineer reconnaissance. 4. Surprises the unit conducting the reconnaissance.

TASK: Conduct an Aerial Reconnaissance (5-OPFOR-0010)

CONDITION: The opposing forces (OPFOR) headquarters (HQ) element requires intelligence on the locations and identification of the enemy elements. Aircraft is dispatched to take photographs and make a visual inspection of the enemy rear area.

STANDARD: The OPFOR element gathers photograph intelligence of the enemy. 1. Photographs the assigned sectors. 2. Makes quick visual checks where the ceiling is low. 3. Locates enemy positions in the area, particularly support and storage bases, and command and control (C2) facilities. 4. Sustains no loss of aircraft. 5. Reports priority intelligence requirements (PIR) and other information requirements to the OPFOR HQ.

TASK: Conduct Terrorist and Saboteur Attacks (5-OPFOR-0005)

CONDITION: The opposing forces (OPFOR) element dispatches small teams into the enemy's rear area to disrupt combat service support (CSS) operations.

STANDARD: The enemy sustains disrupted command and control (C2), destroyed equipment and supplies, and light casualties. 1. Locates rear support bases and C2 facilities. 2. Delays and disrupts CSS operations through probes. 3. Infiltrates CSS bases to conduct sabotage and terrorist activities. 4. Inflicts light casualties. 5. Destroys supplies and equipment.

TASK: Defend a Minefield (5-OPFOR-0023)

CONDITION: The enemy is conducting a minefield sweeping operation. The opposing forces (OPFOR) element has a minefield placed in the enemy's path. The minefield is under constant observation and fire.

STANDARD: The OPFOR element defends a minefield against an enemy element conducting a minefield sweeping operation. 1. Prevents the unit from detecting the obstacle. 2. Disrupts the minefield sweeping operation. 3. Prevents the unit from conducting the minefield sweeping operation, prevents the unit from moving all personnel through the breach, or delays the completion of the minefield sweeping operation for more than 45 minutes.

TASK: Disrupt Defensive Preparations (5-OPFOR-0018)

CONDITION: The opposing forces (OPFOR) element has located the enemy. Priority intelligence requirements (PIR) and other intelligence requirements obtained by OPFOR patrols indicate that the enemy elements are establishing defensive positions. The OPFOR element has automatic and antiarmor weapons and light mortars.

STANDARD: The OPFOR element disrupts and delays the enemy's defensive preparations. 1. Locates and penetrates the enemy's security system. 2. Forces the enemy to delay defensive preparations. 3. Disrupts the enemy's obstacle preparations.

TASK: Disrupt Quartering Party Operations (5-OPFOR-0017)

CONDITION: The enemy is conducting quartering party operations. It has established an assembly area (AA) but has not moved in the main body.

STANDARD: The opposing forces (OPFOR) element attempts to disrupt quartering party operations and infiltrate the enemy's AA. 1. Locates the quartering party and the AA. 2. Surprises the main body. 3. Penetrates the AA with squad-size probes. 4. Inflicts personnel casualties and vehicle damage. 5. Disrupts the unit's preparations (prevents or delays beyond the unit's allotted time).

TASK: Disrupt Enemy Movement and Operations Using Tactical Nuclear Weapons (5-OPFOR-0016)

CONDITION: The opposing forces (OPFOR) element has located the enemy. Priority intelligence requirements (PIR) and other intelligence requirements have been obtained by OPFOR patrols. Tactical nuclear weapons are employed against key locations in the rear area.

STANDARD: The OPFOR element disrupts enemy movement and operations. 1. Disrupts or delays the movement of the enemy's equipment and supplies to the forward areas. 2. Destroys enemy equipment and supplies. 3. Inflicts a high rate of nuclear casualties among the enemy forces. 4. Denies the enemy the use of specified areas. 5. Contaminates the enemy's equipment and supplies.

TASK: Disrupt Enemy Movement and Operations Using Persistent and Nonpersistent Chemical Weapons (5-OPFOR-0015)

CONDITION: The opposing forces (OPFOR) element has located the enemy. Priority intelligence requirements (PIR) and other intelligence requirements have been obtained by OPFOR patrols. The OPFOR units deliver chemical agents, by means of conventional artillery weapons or aircraft, along selected supply routes and key bases in the rear area.

STANDARD: The OPFOR element disrupts enemy movement and operations using persistent and nonpersistent chemical weapons. 1. Delivers chemical agents in low and densely wooded areas. 2. Delays the movement of enemy supplies and equipment to the forward areas. 3. Restricts the movement of the enemy units in the rear area. 4. Channels the movement of enemy units into predesignated ambush areas. 5. Contaminates enemy supplies and equipment. 6. Inflicts a high rate of casualties on enemy forces.

TASK: Counter Passage of Lines (5-OPFOR-0012)

CONDITION: Enemy forces are in defensive positions, but they are expected to attempt passage-of-lines operations. The opposing forces (OPFOR) received orders to disrupt enemy passage-of-lines operations.

STANDARD: The OPFOR element delays or prevents enemy passage of lines. 1. Delays the passage. 2. Prevents the company from moving all personnel through the stationary unit. 3. Engages the main body of either the moving or the stationary unit.

TASK: Disrupt Movement (5-OPFOR-0014)

CONDITION: The enemy is expected to move through the opposing forces (OPFOR) element's area of operations. The OPFOR element has received an operation order (OPORD) or fragmentary order (FRAGO) to disrupt enemy movement. The enemy has the capability to defend with direct fire and antiarmor weapons.

STANDARD: The OPFOR element delays enemy movement. 1. Delays the element. 2. Forces the element to deviate from its route. 3. Prevents the element from reaching its destination. 4. Surprises the element's main body.

TASK: Conduct Air Attacks (5-OPFOR-0002)

CONDITION: The opposing forces (OPFOR) element in the rear area has forwarded the positions of the enemy support sites or the locations of moving elements. The OPFOR aircraft have been dispatched to attack enemy installations or convoys.

STANDARD: The OPFOR element attempts to delay, disrupt, or damage the enemy targets by air. 1. Locates the target (support sites or convoys). 2. Makes attack runs on the designated targets. 3. Inflicts heavy damage to the selected target. 4. Sustains no loss of aircraft. 5. Delays moving the force for more than one hour.

TASK: Surrender to the Capturing Unit on the Battlefield (5-OPFOR-0024)

CONDITION: The enemy has captured opposing forces (OPFOR) element's soldiers, documents, and equipment sensitive to the OPFOR tactical operations.

STANDARD: The OPFOR soldiers retain or destroy documents and equipment. The OPFOR element surrenders the documents and the equipment of no tactical use to the enemy and attempts to conceal or destroy items of tactical value. The OPFOR element attempts escape and evasion. 1. Prevents the successful capture of the documents and the equipment. 2. Destroys the documents and the equipment. 3. Removes identifying markings from the equipment. 4. Removes unit-identifying insignia. 5. Provides misleading information. 6. Plans an escape. 7. Delays movement to the nearest collection point. 8. Prevents safeguarding of the enemy prisoners of war (EPWs) in order to cause embarrassment to the United States (US).

TASK: Attack (5-OPFOR-0001)

CONDITION: The opposing forces (OPFOR) element has located the enemy. The priority intelligence requirements (PIR) and the other intelligence requirements have been obtained by OPFOR patrols. The OPFOR element has automatic and antiarmor weapons and light mortars.

STANDARD: The OPFOR element attempts to seize the terrain, the vehicles, or the equipment. 1. Develops an attack plan. 2. Surprises the enemy unit's main body. 3. Initiates the attack using a scheme of maneuver that exploits the enemy's flanks, gaps, and weaknesses. 4. Uses covered and concealed routes to approach the enemy forces' flanks, gaps, or weakly held areas. 5. Employs indirect fire to support the attack. 6. Penetrates enemy defenses. 7. Destroys the equipment and the supplies. 8. Inflicts heavy casualties. 9. Isolates the combat service support (CSS) base by blocking the reinforcements. 10. Forces the enemy units to displace. 11. Avoids being fixed in one position. 12. Withdraws before the CSS base is reinforced with tactical combat forces.

TASK: Disrupt Assembly Area (AA) Activities (5-OPFOR-0013)

CONDITION: Intelligence reports indicate that platoon- and company-size enemy units are operating in the opposing forces (OPFOR) area of operations. Enemy units can defend from AAs with direct fire, antiarmor weapons, and indirect fire. The enemy has close air support (CAS) and nuclear, biological, and chemical (NBC) capabilities.

STANDARD: The OPFOR element locates and disrupts the enemy's AA activities. 1. Locates the element's AA. 2. Probes the AA with squad- or team-size elements. 3. Inflicts more than 5 percent casualties on the element. 4. Disrupts the element's preparations (prevents or delays beyond the element's allotted time).

TASK: Maintain Contact (5-OPFOR-0003)

CONDITION: The opposing forces (OPFOR) element is engaged with enemy base-defense forces. The enemy forces are withdrawing under pressure.

STANDARD: The OPFOR element maintains enemy contact while the enemy withdraws. 1. Engages the enemy forces decisively. 2. Advances the OPFOR as the enemy forces withdraw. 3. Inflicts heavy casualties. 4. Captures the members of the enemy force. 5. Captures documents and equipment. 6. Safeguards the captured documents, the equipment, and the personnel.

ELEMENTS: Company
 Company Headquarters
 Horizontal Construction Platoon
 Two General Construction Platoons
 Six General Construction Squads

TASK: Conduct an Engineer Reconnaissance (05-3-0407)
 (FM 5-170) (FM 5-34)

ITERATION: 1 2 3 4 5 M (Circle)

COMMANDER/LEADER ASSESSMENT: T P U (Circle)

CONDITIONS: The element leader receives a fragmentary order (FRAGO) or an operation order (OPORD) to conduct an engineer reconnaissance for possible assets and obstructions along a proposed movement route. The reconnaissance checklist is completed based on the commander's intent. Digital units have performed functionality checks, and systems are operational. The area is secured, but enemy contact is possible. Some iterations of this task should be performed in MOPP4.

TASK STANDARDS: The element identifies engineer resources in the designated area. The element uses the correct symbols to prepare and submit an overlay, all required reports, and Department of the Army (DA) Form 1711-R. Digital units send reports using frequency-modulated (FM) or digital means and follow up with the appropriate DA forms and update overlays to provide a current common operational picture (COP). Locations are accurate to within plus or minus 10 meters. The measurements, dimensions, and quantities are accurate to within plus or minus 10 percent. The element completes the reconnaissance within the time specified in the OPORD. The time required to perform this task is increased when conducting it in mission-oriented protection posture (MOPP) 4.

TASK STEPS AND PERFORMANCE MEASURES	GO	NO-GO
<p>* 1. The element leader received a FRAGO or an OPORD to conduct an engineer reconnaissance. NOTE: Digital units request intelligence information by requesting All Source Analysis System (ASAS) information and Digital Topographic Support System (DTSS) products from higher headquarters (HQ).</p> <ul style="list-style-type: none"> a. Coordinated through the Operations and Training Officer (US Army) (S3) or the task force (TF) engineer for ground security forces or aviation security forces. b. Requested an enemy situation brief from Intelligence Officer (US Army) (S2). c. Conducted a thorough map reconnaissance including the start points (SPs), the release points (RPs), the route, and the terrain. d. Reviewed the unit tactical standing operating procedure (TACSOP) or the standing operating procedure (SOP). e. The area or the target for the reconnaissance met the commander's intent and requirements; for example, materials, equipment, bivouac, terrain, barriers, and errors or omissions on the map. <p>* 2. The element leader prepared an overlay of the designated area.</p> <ul style="list-style-type: none"> a. Drew routes to scale on the overlay, showed the limit of sector symbols, and terrain features (bridges, water, and such). b. Plotted at least two grid reference points and a grid or magnetic north arrow. 		

TASK STEPS AND PERFORMANCE MEASURES	GO	NO-GO
<p>c. Prepared a title block. As a minimum, included a name, a social security number (SSN), a unit, a map sheet, a series, a scale, and any remarks such as security classification placed at the top and bottom and downgrade information.</p> <p>* 3. The element leader briefs the subunit leaders on the reconnaissance mission.</p> <p>a. Used the five-paragraph order format to include the--</p> <p>(1) Area to reconnoiter.</p> <p>(2) Method of reconnaissance as either hasty or deliberate.</p> <p>(3) Objectives of the reconnaissance.</p> <p>(4) Time and distance factors.</p> <p>(5) Noise and light discipline.</p> <p>b. Conducted troop-leading procedures.</p> <p>c. Conducted precombat checks (PCCs) and precombat inspections (PCIs).</p> <p>d. Drew the required equipment, forms, and material for reconnaissance.</p> <p>4. The reconnaissance team reconnoitered the designated area and provided detailed information.</p> <p>a. Provided information about the area's special features and structures, such as the bivouac, equipment, materials, water points, terrain, construction sites, and obstacles and barriers to movement. The information included any errors or omissions on the map.</p> <p>b. Reconnoitered the designated area.</p> <p>c. Provided information about the geographical locations utilizing the critical-point symbol with engineer resource symbols.</p> <p>* 5. The element leader reviews the overlay and fills out DA Form 1711-R.</p> <p>NOTE: Digital units send reconnaissance information using text messaging, update digital overlays, and send updated reports using the Force XXI Battle Command Brigade and Below (FBCB2) System/Maneuver Control System (MCS) and follow up with the appropriate hard copy DA Forms according to the unit's TACSOP.</p> <p>a. Checked the overlay for completeness (critical points and engineer resource symbols).</p> <p>b. Ensured that DA Form 1711-R was completed for all engineer resources identified by a critical symbol.</p> <p>c. Recorded all measurements in meters.</p> <p>d. Signed DA Form(s) 1711-R.</p> <p>6. The elements leader briefs the commander on the reconnaissance mission and submits the overlay, reports, and DA Form 1711-R to the commander within the prescribed time on the OPORD.</p> <p>a. Submitted the completed DA Form(s) 1711-R.</p> <p>b. Submitted the completed overlay and reports.</p>		

TASK PERFORMANCE / EVALUATION SUMMARY BLOCK							
ITERATION	1	2	3	4	5	M	TOTAL
TOTAL TASK STEPS EVALUATED							
TOTAL TASK STEPS "GO"							
TRAINING STATUS "GO"/"NO-GO"							

"*" indicates a leader task step.

SUPPORTING INDIVIDUAL TASKS

Task Number	Task Title	References
052-196-3035	Prepare an Engineer Reconnaissance Report	STP 5-12B24-SM-TG STP 5-62G13-SM-TG
052-196-3065	Prepare a Route Reconnaissance Overlay	STP 5-12B24-SM-TG STP 5-62G13-SM-TG
052-196-3150	Conduct Route Reconnaissance	STP 5-12B24-SM-TG STP 5-62G13-SM-TG
071-326-5505	Issue an Oral Operation Order	STP 5-12B24-SM-TG STP 5-62G13-SM-TG

SUPPORTING COLLECTIVE TASKS

Task Number	Task Title	References
05-2-7008	Prepare an Operation Order (OPORD) (Company/Platoon)	ARTEP 5-026-34-MTP ARTEP 5-027-10-MTP ARTEP 5-027-35-MTP ARTEP 5-053-11-MTP ARTEP 5-053-12-MTP ARTEP 5-053-35-MTP ARTEP 5-063-10-MTP ARTEP 5-063-11-MTP ARTEP 5-063-35-MTP ARTEP 5-113-11-MTP ARTEP 5-113-12-MTP ARTEP 5-113-35-MTP ARTEP 5-145-12-MTP ARTEP 5-145-32-MTP ARTEP 5-156-34-MTP ARTEP 5-157-10-MTP ARTEP 5-157-35-MTP ARTEP 5-216-34-MTP ARTEP 5-217-10-MTP ARTEP 5-217-35-MTP ARTEP 5-335-60-MTP ARTEP 5-335-65-MTP ARTEP 5-335-70-MTP ARTEP 5-336-34-MTP ARTEP 5-337-10-MTP ARTEP 5-337-35-MTP ARTEP 5-413-35-MTP ARTEP 5-416-14-MTP ARTEP 5-416-34-MTP ARTEP 5-417-13-MTP ARTEP 5-423-11-MTP ARTEP 5-423-35-MTP ARTEP 5-424-35-MTP ARTEP 5-426-34-MTP ARTEP 5-427-10-MTP ARTEP 5-427-35-MTP ARTEP 5-434-35-MTP ARTEP 5-436-35-MTP ARTEP 5-436-37-MTP ARTEP 5-437-10-MTP

SUPPORTING COLLECTIVE TASKS

Task Number	Task Title	References
05-3-0413	Conduct a Tactical Reconnaissance	ARTEP 5-437-11-MTP ARTEP 5-437-36-MTP ARTEP 5-437-38-MTP ARTEP 5-446-34-MTP ARTEP 5-446-36-MTP ARTEP 5-447-10-MTP ARTEP 5-447-11-MTP ARTEP 5-447-35-MTP ARTEP 5-447-37-MTP ARTEP 5-463-10-MTP ARTEP 5-463-12-MTP ARTEP 5-463-15-MTP ARTEP 5-463-17-MTP ARTEP 5-463-35-MTP ARTEP 5-463-36-MTP ARTEP 5-473-35-MTP ARTEP 5-500-66-MTP ARTEP 5-520-10-MTP ARTEP 5-520-12-MTP ARTEP 5-520-14-MTP ARTEP 5-530-14-MTP ARTEP 5-530-16-MTP ARTEP 5-603-35-MTP ARTEP 5-605-66-MTP ARTEP 5-607-35-MTP ARTEP 5-608-35-MTP ARTEP 5-616-34-MTP ARTEP 5-617-10-MTP ARTEP 5-617-11-MTP ARTEP 5-617-35-MTP ARTEP 5-027-10-MTP ARTEP 5-053-12-MTP ARTEP 5-063-10-MTP ARTEP 5-113-12-MTP ARTEP 5-157-10-MTP ARTEP 5-217-10-MTP ARTEP 5-427-10-MTP ARTEP 5-447-10-MTP ARTEP 5-447-11-MTP

OPFOR TASKS AND STANDARDS

TASK: Conduct an Ambush (5-OPFOR-0007)

CONDITION: The enemy is moving in a convoy. The opposing forces (OPFOR) element is positioned along the enemy's route.

STANDARD: The OPFOR element inflicts casualties on the enemy and causes vehicle and equipment damage. 1. Prepares an ambush site before the element arrives. 2. Surprises march element forces. 3. Inflicts heavy casualties within the designated kill zone. 4. Inflicts heavy damage to the vehicles and the equipment within the designated kill zone. 5. Delays the march element from reaching a specified destination for a specified period of time. 6. Withdraws on order. 7. Sustains no casualties. 8. Reports actions to superiors.

TASK: Gather Intelligence (5-OPFOR-0011)

CONDITION: The opposing forces (OPFOR) small element, operating in the rear area, is planning attacks on enemy bases. Information is needed to complete the plans.

STANDARD: The OPFOR element infiltrates, gathers intelligence information, and submits its findings to the command. 1. Identifies all priority intelligence requirements (PIR) and other intelligence requirements. 2. Passes through any outpost, defensive wire, or warning devices undetected. 3. Moves to an observation point that offers cover and concealment and is clear enough to gather PIR and other intelligence requirements. 4. Gathers all PIR and other intelligence requirements. 5. Withdraws from the area undetected. 6. Reports all information to the OPFOR headquarters (HQ).

TASK: Disrupt Movement (5-OPFOR-0014)

CONDITION: The enemy is expected to move through the opposing forces (OPFOR) element's area of operations. The OPFOR element has received an operation order (OPORD) or fragmentary order (FRAGO) to disrupt enemy movement. The enemy has the capability to defend with direct fire and antiarmor weapons.

STANDARD: The OPFOR element delays enemy movement. 1. Delays the element. 2. Forces the element to deviate from its route. 3. Prevents the element from reaching its destination. 4. Surprises the element's main body.

TASK: Disrupt a Route Reconnaissance (5-OPFOR-0021)

CONDITION: The enemy is conducting a route reconnaissance. The opposing forces (OPFOR) element is positioned along the enemy's route.

STANDARD: The OPFOR element attempts to disrupt a squad/section conducting a route reconnaissance. 1. Prevents the unit from meeting its specified time schedule. 2. Forces the unit to deviate from its specified route. 3. Prevents the unit from reaching its assigned destination. 4. Surprises the squad/section. 5. Inflicts casualties on the unit.

TASK: Conduct Sniper Operations (5-OPFOR-0006)

CONDITION: The opposing forces (OPFOR) element has assigned snipers (regular or irregular elements) in the enemy's rear area along the main supply route (MSR) and near support sites.

STANDARD: The OPFOR element kills or wounds targets. 1. Sets up a well-concealed location. 2. Engages vehicle drivers or personnel on foot with short bursts of semiautomatic fire. 3. Kills or wounds selected targets. 4. Prevents the position from being discovered by enemy forces. 5. Evacuates the area without being spotted. 6. Reports all specified priority intelligence requirements (PIR) and other intelligence requirements to the OPFOR headquarters (HQ).

TASK: Conduct a Raid (5-OPFOR-0004)

CONDITION: The opposing forces (OPFOR) element has occupied an objective rally point and has orders to conduct a raid on a combat service support (CSS) base.

STANDARD: The OPFOR element infiltrates the enemy's base and destroys all of the targets. 1. Surprises the enemy forces. 2. Assaults the support base and accomplishes the assigned tasks. 3. Destroys the specified equipment and supplies. 4. Avoids being decisively engaged. 5. Withdraws all personnel from the objective areas within the time prescribed. 6. Obtains all priority intelligence requirements (PIR) from the raid site. 7. Sustains only light casualties from enemy fire.

TASK: Conduct an Attack (5-OPFOR-0008)

CONDITION: The enemy is conducting tactical operations. The opposing forces (OPFOR) element receives orders to attack the enemy, the area of occupation, or the main supply route (MSR) with smoke.

STANDARD: The OPFOR element disrupts the enemy's movement and smoke operations. 1. Determines the delivery method of the smoke attack. 2. Locates the target. 3. Delivers the smoke attack downwind. 4. Attacks the enemy with smoke, and surge attacks when the enemy responds to the smoke.

TASK: Disrupt a Net Control Station (NCS) (5-OPFOR-0019)

CONDITION: The enemy has established a NCS. The opposing forces (OPFOR) element has radio and jamming equipment.

STANDARD: The OPFOR element attempts to disrupt an NCS. 1. Attempts to locate the radio frequency that the unit is operating on. 2. Attempts to enter the radio net. 3. Attempts to issue "bogus" orders to a unit on the net. 4. Jams the radio frequency and forces the unit to go to an alternate frequency.

TASK: Disrupt Construction of Vehicle Fighting Positions (5-OPFOR-0020)

CONDITION: The opposing forces (OPFOR) element has located the enemy. The priority intelligence requirements (PIR) and other intelligence obtained by OPFOR patrols indicate the enemy is constructing vehicle fighting positions within its defensive area. The OPFOR element has automatic and antiarmor weapons and light mortars.

STANDARD: The OPFOR element attempts to disrupt the enemy's efforts to establish vehicle fighting positions. 1. Locates the defensive area. 2. Surprises the main body. 3. Penetrates the defensive area with squad-size probes. 4. Inflicts casualties on the unit. 5. Destroys vehicles. 6. Disrupts the unit's preparations (prevents or delays beyond the unit's allotted time).

TASK: Defeat Obstacles (5-OPFOR-0009)

CONDITION: The opposing forces (OPFOR) element encounters an obstacle that blocks the avenue of approach as it advances upon the enemy forces.

STANDARD: The OPFOR element bypasses or breaches the enemy obstacle. 1. Detects the obstacle before halting its main body. 2. Defeats the obstacle. a. Bypasses the obstacle without entering the engagement areas. b. Breaches the obstacle within 45 minutes and passes its entire force through the obstacle. 3. Does not incur degradation to the point that the mission must be discontinued.

TASK: Disrupt an Engineer Reconnaissance (5-OPFOR-0022)

CONDITION: The enemy is conducting an engineer reconnaissance. The opposing forces (OPFOR) element is positioned along the enemy's route.

STANDARD: The OPFOR element disrupts an engineer reconnaissance. 1. Prevents the unit from meeting its specified time schedule. 2. Forces the unit to deviate from its specified route. 3. Prevents the unit from accomplishing its assigned engineer reconnaissance. 4. Surprises the unit conducting the reconnaissance.

TASK: Conduct an Aerial Reconnaissance (5-OPFOR-0010)

CONDITION: The opposing forces (OPFOR) headquarters (HQ) element requires intelligence on the locations and identification of the enemy elements. Aircraft is dispatched to take photographs and make a visual inspection of the enemy rear area.

STANDARD: The OPFOR element gathers photograph intelligence of the enemy. 1. Photographs the assigned sectors. 2. Makes quick visual checks where the ceiling is low. 3. Locates enemy positions in the area, particularly support and storage bases, and command and control (C2) facilities. 4. Sustains no loss of aircraft. 5. Reports priority intelligence requirements (PIR) and other information requirements to the OPFOR HQ.

TASK: Conduct Terrorist and Saboteur Attacks (5-OPFOR-0005)

CONDITION: The opposing forces (OPFOR) element dispatches small teams into the enemy's rear area to disrupt combat service support (CSS) operations.

STANDARD: The enemy sustains disrupted command and control (C2), destroyed equipment and supplies, and light casualties. 1. Locates rear support bases and C2 facilities. 2. Delays and disrupts CSS operations through probes. 3. Infiltrates CSS bases to conduct sabotage and terrorist activities. 4. Inflicts light casualties. 5. Destroys supplies and equipment.

TASK: Defend a Minefield (5-OPFOR-0023)

CONDITION: The enemy is conducting a minefield sweeping operation. The opposing forces (OPFOR) element has a minefield placed in the enemy's path. The minefield is under constant observation and fire.

STANDARD: The OPFOR element defends a minefield against an enemy element conducting a minefield sweeping operation. 1. Prevents the unit from detecting the obstacle. 2. Disrupts the minefield sweeping operation. 3. Prevents the unit from conducting the minefield sweeping operation, prevents the unit from moving all personnel through the breach, or delays the completion of the minefield sweeping operation for more than 45 minutes.

TASK: Disrupt Defensive Preparations (5-OPFOR-0018)

CONDITION: The opposing forces (OPFOR) element has located the enemy. Priority intelligence requirements (PIR) and other intelligence requirements obtained by OPFOR patrols indicate that the enemy elements are establishing defensive positions. The OPFOR element has automatic and antiarmor weapons and light mortars.

STANDARD: The OPFOR element disrupts and delays the enemy's defensive preparations. 1. Locates and penetrates the enemy's security system. 2. Forces the enemy to delay defensive preparations. 3. Disrupts the enemy's obstacle preparations.

TASK: Disrupt Quartering Party Operations (5-OPFOR-0017)

CONDITION: The enemy is conducting quartering party operations. It has established an assembly area (AA) but has not moved in the main body.

STANDARD: The opposing forces (OPFOR) element attempts to disrupt quartering party operations and infiltrate the enemy's AA. 1. Locates the quartering party and the AA. 2. Surprises the main body. 3. Penetrates the AA with squad-size probes. 4. Inflicts personnel casualties and vehicle damage. 5. Disrupts the unit's preparations (prevents or delays beyond the unit's allotted time).

TASK: Disrupt Enemy Movement and Operations Using Tactical Nuclear Weapons (5-OPFOR-0016)

CONDITION: The opposing forces (OPFOR) element has located the enemy. Priority intelligence requirements (PIR) and other intelligence requirements have been obtained by OPFOR patrols. Tactical nuclear weapons are employed against key locations in the rear area.

STANDARD: The OPFOR element disrupts enemy movement and operations. 1. Disrupts or delays the movement of the enemy's equipment and supplies to the forward areas. 2. Destroys enemy equipment and supplies. 3. Inflicts a high rate of nuclear casualties among the enemy forces. 4. Denies the enemy the use of specified areas. 5. Contaminates the enemy's equipment and supplies.

TASK: Disrupt Enemy Movement and Operations Using Persistent and Nonpersistent Chemical Weapons (5-OPFOR-0015)

CONDITION: The opposing forces (OPFOR) element has located the enemy. Priority intelligence requirements (PIR) and other intelligence requirements have been obtained by OPFOR patrols. The OPFOR units deliver chemical agents, by means of conventional artillery weapons or aircraft, along selected supply routes and key bases in the rear area.

STANDARD: The OPFOR element disrupts enemy movement and operations using persistent and nonpersistent chemical weapons. 1. Delivers chemical agents in low and densely wooded areas. 2. Delays the movement of enemy supplies and equipment to the forward areas. 3. Restricts the movement of the enemy units in the rear area. 4. Channels the movement of enemy units into predesignated ambush areas. 5. Contaminates enemy supplies and equipment. 6. Inflicts a high rate of casualties on enemy forces.

TASK: Counter Passage of Lines (5-OPFOR-0012)

CONDITION: Enemy forces are in defensive positions, but they are expected to attempt passage-of-lines operations. The opposing forces (OPFOR) received orders to disrupt enemy passage-of-lines operations.

STANDARD: The OPFOR element delays or prevents enemy passage of lines. 1. Delays the passage. 2. Prevents the company from moving all personnel through the stationary unit. 3. Engages the main body of either the moving or the stationary unit.

TASK: Conduct Air Attacks (5-OPFOR-0002)

CONDITION: The opposing forces (OPFOR) element in the rear area has forwarded the positions of the enemy support sites or the locations of moving elements. The OPFOR aircraft have been dispatched to attack enemy installations or convoys.

STANDARD: The OPFOR element attempts to delay, disrupt, or damage the enemy targets by air. 1. Locates the target (support sites or convoys). 2. Makes attack runs on the designated targets. 3. Inflicts heavy damage to the selected target. 4. Sustains no loss of aircraft. 5. Delays moving the force for more than one hour.

TASK: Surrender to the Capturing Unit on the Battlefield (5-OPFOR-0024)

CONDITION: The enemy has captured opposing forces (OPFOR) element's soldiers, documents, and equipment sensitive to the OPFOR tactical operations.

STANDARD: The OPFOR soldiers retain or destroy documents and equipment. The OPFOR element surrenders the documents and the equipment of no tactical use to the enemy and attempts to conceal or destroy items of tactical value. The OPFOR element attempts escape and evasion. 1. Prevents the successful capture of the documents and the equipment. 2. Destroys the documents and the equipment. 3. Removes identifying markings from the equipment. 4. Removes unit-identifying insignia. 5. Provides misleading information. 6. Plans an escape. 7. Delays movement to the nearest collection point. 8. Prevents safeguarding of the enemy prisoners of war (EPWs) in order to cause embarrassment to the United States (US).

TASK: Attack (5-OPFOR-0001)

CONDITION: The opposing forces (OPFOR) element has located the enemy. The priority intelligence requirements (PIR) and the other intelligence requirements have been obtained by OPFOR patrols. The OPFOR element has automatic and antiarmor weapons and light mortars.

STANDARD: The OPFOR element attempts to seize the terrain, the vehicles, or the equipment. 1. Develops an attack plan. 2. Surprises the enemy unit's main body. 3. Initiates the attack using a scheme of maneuver that exploits the enemy's flanks, gaps, and weaknesses. 4. Uses covered and concealed routes to approach the enemy forces' flanks, gaps, or weakly held areas. 5. Employs indirect fire to support the attack. 6. Penetrates enemy defenses. 7. Destroys the equipment and the supplies. 8. Inflicts heavy casualties. 9. Isolates the combat service support (CSS) base by blocking the reinforcements. 10. Forces the enemy units to displace. 11. Avoids being fixed in one position. 12. Withdraws before the CSS base is reinforced with tactical combat forces.

TASK: Disrupt Assembly Area (AA) Activities (5-OPFOR-0013)

CONDITION: Intelligence reports indicate that platoon- and company-size enemy units are operating in the opposing forces (OPFOR) area of operations. Enemy units can defend from AAs with direct fire, antiarmor weapons, and indirect fire. The enemy has close air support (CAS) and nuclear, biological, and chemical (NBC) capabilities.

STANDARD: The OPFOR element locates and disrupts the enemy's AA activities. 1. Locates the element's AA. 2. Probes the AA with squad- or team-size elements. 3. Inflicts more than 5 percent casualties on the element. 4. Disrupts the element's preparations (prevents or delays beyond the element's allotted time).

TASK: Maintain Contact (5-OPFOR-0003)

CONDITION: The opposing forces (OPFOR) element is engaged with enemy base-defense forces. The enemy forces are withdrawing under pressure.

STANDARD: The OPFOR element maintains enemy contact while the enemy withdraws. 1. Engages the enemy forces decisively. 2. Advances the OPFOR as the enemy forces withdraw. 3. Inflicts heavy casualties. 4. Captures the members of the enemy force. 5. Captures documents and equipment. 6. Safeguards the captured documents, the equipment, and the personnel.

ELEMENTS: Horizontal Construction Platoon
 Embankment Squad
 Grading and Compact Squad
 Excavation Squad
 Two General Construction Platoons
 Six General Construction Squads

TASK: Conduct a Technical Reconnaissance (05-3-0412)
 (FM 5-170) (FM 5-34) (FM 7-7)
 (FM 7-7J) (FM 7-8)

ITERATION: 1 2 3 4 5 M (Circle)

COMMANDER/LEADER ASSESSMENT: T P U (Circle)

CONDITIONS: The element leader receives a fragmentary order (FRAGO) or an operation order (OPORD) to conduct a technical reconnaissance to locate obstructions along a proposed movement route. Digital units have completed functionality checks, and systems are operational. The area is secured, but enemy contact is possible. Some iterations of this task should be performed in MOPP4.

TASK STANDARDS: The reconnaissance team conducts a technical reconnaissance to verify the technical data along the main supply route (MSR). All Department of the Army (DA) forms contain the required information. There are no time restraints, unless otherwise specified in the FRAGO or the OPORD. Digital units send and receive reports using frequency-modulated (FM) or digital means. The time required to perform this task is increased when conducting it in mission-oriented protection posture (MOPP) 4.

TASK STEPS AND PERFORMANCE MEASURES	GO	NO-GO
<p>* 1. The element leader receives a FRAGO or an OPORD to conduct a technical reconnaissance.</p> <p>NOTE: Digital units request intelligence information from higher headquarters (HQ) through All-Source Analysis System (ASAS) and Digital Topographic Support System (DTSS) products.</p> <ul style="list-style-type: none"> a. Coordinated through the Operations and Training Officer (US Army) (S3) or the task force (TF) engineer for a ground or aviation security force. b. Requested an enemy situation brief from the Intelligence Officer (US Army) (S2). c. Conducted a thorough map reconnaissance including the start points (SPs), the release points (RPs), and the route. d. Reviewed the unit's standing operating procedure (SOP) or tactical standing operating procedure (TACSOP). e. Met the commander's intent and requirements for the area or the target of reconnaissance. f. Briefed subelement leaders on the reconnaissance mission using the five-paragraph order format. g. Conducted troop-leading procedures. h. Conducted precombat checks (PCCs) and precombat inspections (PCIs). i. Obtained the required equipment, forms, and material for the reconnaissance. <p>2. The reconnaissance team starts movement on the technical reconnaissance.</p> <ul style="list-style-type: none"> a. Moved along the specified route. b. Maintained communications with the higher commander. <p>3. The reconnaissance team conducts a bridge classification reconnaissance.</p>		

TASK STEPS AND PERFORMANCE MEASURES	GO	NO-GO
<p>a. Gathered the required information to complete DA Form 1249.</p> <p>b. Completed DA Form 1249 with the required information according to Field Manual (FM) 5-170.</p> <p>4. The reconnaissance team conducts a ferry reconnaissance.</p> <p>a. Gathered the required information to complete DA Form 1252.</p> <p>b. Completed DA Form 1252 with the required information according to FM 5-170.</p> <p>5. The reconnaissance team conducts a ford reconnaissance.</p> <p>a. Gathered the required information to complete DA Form 1251.</p> <p>b. Completed DA Form 1251 with the required information according to FM 5-170.</p> <p>6. The reconnaissance team conducts a road reconnaissance.</p> <p>a. Gathered the required information to complete DA Form 1248.</p> <p>b. Completed DA Form 1248 with the required information according to FM 5-170.</p> <p>7. The reconnaissance team conducts a tunnel reconnaissance or an underpass reconnaissance.</p> <p>a. Gathered the required information to complete DA Form 1250.</p> <p>b. Completed the DA Form 1250 with the required information according to FM 5-170.</p> <p>NOTE: Not all types of reconnaissance may be applicable to the commander's intent or requirements.</p> <p>8. The reconnaissance team starts movement to the assembly area (AA). NOTE: Digital units send reports, orders, and digital overlays to update the common operational picture (COP). Appropriate DA forms are submitted according to Standardization Agreement (STANAG) requirements and the unit's SOP.</p> <p>* 9. The S3, the S2, or the TF engineer debriefs the element leader and the reconnaissance team. The unit's SOP or the TACSOP determines the requirements for the debriefing.</p> <p>*10. The element leader provides the required reconnaissance forms.</p>		

TASK PERFORMANCE / EVALUATION SUMMARY BLOCK							
ITERATION	1	2	3	4	5	M	TOTAL
TOTAL TASK STEPS EVALUATED							
TOTAL TASK STEPS "GO"							
TRAINING STATUS "GO"/"NO-GO"							

"*" indicates a leader task step.

SUPPORTING INDIVIDUAL TASKS

Task Number	Task Title	References
052-196-2002	Determine the Radius of Curves	STP 5-12B24-SM-TG STP 5-62G13-SM-TG
052-196-2101	Determine the Percent of Slope	STP 5-12B24-SM-TG STP 5-62G13-SM-TG
052-196-2103	Determine Gap Width	STP 5-12B24-SM-TG

SUPPORTING INDIVIDUAL TASKS

Task Number	Task Title	References
052-196-3030	Prepare a Road Reconnaissance Report	STP 5-62G13-SM-TG STP 5-12B24-SM-TG
052-196-3031	Prepare a Tunnel Reconnaissance Report	STP 5-62G13-SM-TG STP 5-12B24-SM-TG
052-196-3032	Prepare a Ford Reconnaissance Report	STP 5-62G13-SM-TG STP 5-12B24-SM-TG
052-196-3033	Prepare a Bridge Reconnaissance Report	STP 5-62G13-SM-TG STP 5-12B24-SM-TG
052-196-3035	Prepare an Engineer Reconnaissance Report	STP 5-62G13-SM-TG STP 5-12B24-SM-TG
052-196-3065	Prepare a Route Reconnaissance Overlay	STP 5-62G13-SM-TG STP 5-12B24-SM-TG
052-196-3150	Conduct Route Reconnaissance	STP 5-62G13-SM-TG STP 5-12B24-SM-TG
052-196-4013	Determine the Military Load Classification (MLC) of a Timber-Trestle Bridge	STP 5-62G13-SM-TG STP 5-12B24-SM-TG
052-196-4014	Determine the Military Load Classification (MLC) of a Concrete T-Beam Bridge	STP 5-12B24-SM-TG
052-196-4015	Determine the Military Load Classification (MLC) of a Concrete Slab Bridge	STP 5-12B24-SM-TG
052-196-4016	Determine the Military Load Classification (MLC) of a Masonry Arch Bridge	STP 5-12B24-SM-TG
052-196-4020	Determine the Military Load Classification (MLC) Steel Stringer Comp Bridge	STP 5-12B24-SM-TG
052-196-4021	Determine the Military Load Classification (MLC) Steel Stringer Non-Comp Bridge	STP 5-12B24-SM-TG
052-198-2007	Classify Vehicles Using Expedient Methods	STP 5-12B24-SM-TG STP 5-62G13-SM-TG

SUPPORTING COLLECTIVE TASKS

Task Number	Task Title	References
05-1-1391	Request a Standard Topographic Product	ARTEP 5-335-60-MTP ARTEP 5-335-66-MTP ARTEP 5-402-33-MTP ARTEP 5-402-68-MTP ARTEP 5-412-68-MTP ARTEP 5-412-69-MTP ARTEP 5-435-66-MTP ARTEP 5-435-67-MTP ARTEP 5-437-10-MTP ARTEP 5-437-11-MTP ARTEP 5-437-36-MTP ARTEP 5-437-38-MTP
05-2-1218	Conduct Report Procedures	ARTEP 5-026-34-MTP ARTEP 5-027-10-MTP ARTEP 5-053-11-MTP ARTEP 5-053-12-MTP ARTEP 5-053-35-MTP ARTEP 5-063-10-MTP ARTEP 5-063-11-MTP ARTEP 5-063-35-MTP

SUPPORTING COLLECTIVE TASKS

Task Number	Task Title	References
05-2-7008	Prepare an Operation Order (OPORD) (Company/Platoon)	ARTEP 5-113-11-MTP ARTEP 5-113-12-MTP ARTEP 5-113-35-MTP ARTEP 5-156-34-MTP ARTEP 5-157-10-MTP ARTEP 5-216-34-MTP ARTEP 5-217-10-MTP ARTEP 5-335-60-MTP ARTEP 5-335-65-MTP ARTEP 5-337-10-MTP ARTEP 5-337-35-MTP ARTEP 5-423-11-MTP ARTEP 5-424-35-MTP ARTEP 5-426-34-MTP ARTEP 5-427-10-MTP ARTEP 5-434-35-MTP ARTEP 5-435-67-MTP ARTEP 5-437-10-MTP ARTEP 5-437-11-MTP ARTEP 5-437-36-MTP ARTEP 5-437-38-MTP ARTEP 5-446-34-MTP ARTEP 5-446-36-MTP ARTEP 5-447-10-MTP ARTEP 5-447-11-MTP ARTEP 5-463-10-MTP ARTEP 5-463-12-MTP ARTEP 5-463-15-MTP ARTEP 5-463-17-MTP ARTEP 5-603-35-MTP ARTEP 5-026-34-MTP ARTEP 5-027-10-MTP ARTEP 5-027-35-MTP ARTEP 5-053-11-MTP ARTEP 5-053-12-MTP ARTEP 5-053-35-MTP ARTEP 5-063-10-MTP ARTEP 5-063-11-MTP ARTEP 5-063-35-MTP ARTEP 5-113-11-MTP ARTEP 5-113-12-MTP ARTEP 5-113-35-MTP ARTEP 5-145-12-MTP ARTEP 5-145-32-MTP ARTEP 5-156-34-MTP ARTEP 5-157-10-MTP ARTEP 5-157-35-MTP ARTEP 5-216-34-MTP ARTEP 5-217-10-MTP ARTEP 5-217-35-MTP ARTEP 5-335-60-MTP ARTEP 5-335-65-MTP

SUPPORTING COLLECTIVE TASKS

Task Number	Task Title	References
		ARTEP 5-335-70-MTP
		ARTEP 5-336-34-MTP
		ARTEP 5-337-10-MTP
		ARTEP 5-337-35-MTP
		ARTEP 5-413-35-MTP
		ARTEP 5-416-14-MTP
		ARTEP 5-416-34-MTP
		ARTEP 5-417-13-MTP
		ARTEP 5-423-11-MTP
		ARTEP 5-423-35-MTP
		ARTEP 5-424-35-MTP
		ARTEP 5-426-34-MTP
		ARTEP 5-427-10-MTP
		ARTEP 5-427-35-MTP
		ARTEP 5-434-35-MTP
		ARTEP 5-436-35-MTP
		ARTEP 5-436-37-MTP
		ARTEP 5-437-10-MTP
		ARTEP 5-437-11-MTP
		ARTEP 5-437-36-MTP
		ARTEP 5-437-38-MTP
		ARTEP 5-446-34-MTP
		ARTEP 5-446-36-MTP
		ARTEP 5-447-10-MTP
		ARTEP 5-447-11-MTP
		ARTEP 5-447-35-MTP
		ARTEP 5-447-37-MTP
		ARTEP 5-463-10-MTP
		ARTEP 5-463-12-MTP
		ARTEP 5-463-15-MTP
		ARTEP 5-463-17-MTP
		ARTEP 5-463-35-MTP
		ARTEP 5-463-36-MTP
		ARTEP 5-473-35-MTP
		ARTEP 5-500-66-MTP
		ARTEP 5-520-10-MTP
		ARTEP 5-520-12-MTP
		ARTEP 5-520-14-MTP
		ARTEP 5-530-14-MTP
		ARTEP 5-530-16-MTP
		ARTEP 5-603-35-MTP
		ARTEP 5-605-66-MTP
		ARTEP 5-607-35-MTP
		ARTEP 5-608-35-MTP
		ARTEP 5-616-34-MTP
		ARTEP 5-617-10-MTP
		ARTEP 5-617-11-MTP
		ARTEP 5-617-35-MTP

OPFOR TASKS AND STANDARDS**TASK:** Conduct an Ambush (5-OPFOR-0007)

CONDITION: The enemy is moving in a convoy. The opposing forces (OPFOR) element is positioned along the enemy's route.

STANDARD: The OPFOR element inflicts casualties on the enemy and causes vehicle and equipment damage. 1. Prepares an ambush site before the element arrives. 2. Surprises march element forces. 3. Inflicts heavy casualties within the designated kill zone. 4. Inflicts heavy damage to the vehicles and the equipment within the designated kill zone. 5. Delays the march element from reaching a specified destination for a specified period of time. 6. Withdraws on order. 7. Sustains no casualties. 8. Reports actions to superiors.

TASK: Disrupt Movement (5-OPFOR-0014)

CONDITION: The enemy is expected to move through the opposing forces (OPFOR) element's area of operations. The OPFOR element has received an operation order (OPORD) or fragmentary order (FRAGO) to disrupt enemy movement. The enemy has the capability to defend with direct fire and antiarmor weapons.

STANDARD: The OPFOR element delays enemy movement. 1. Delays the element. 2. Forces the element to deviate from its route. 3. Prevents the element from reaching its destination. 4. Surprises the element's main body.

TASK: Disrupt a Route Reconnaissance (5-OPFOR-0021)

CONDITION: The enemy is conducting a route reconnaissance. The opposing forces (OPFOR) element is positioned along the enemy's route.

STANDARD: The OPFOR element attempts to disrupt a squad/section conducting a route reconnaissance. 1. Prevents the unit from meeting its specified time schedule. 2. Forces the unit to deviate from its specified route. 3. Prevents the unit from reaching its assigned destination. 4. Surprises the squad/section. 5. Inflicts casualties on the unit.

TASK: Conduct Sniper Operations (5-OPFOR-0006)

CONDITION: The opposing forces (OPFOR) element has assigned snipers (regular or irregular elements) in the enemy's rear area along the main supply route (MSR) and near support sites.

STANDARD: The OPFOR element kills or wounds targets. 1. Sets up a well-concealed location. 2. Engages vehicle drivers or personnel on foot with short bursts of semiautomatic fire. 3. Kills or wounds selected targets. 4. Prevents the position from being discovered by enemy forces. 5. Evacuates the area without being spotted. 6. Reports all specified priority intelligence requirements (PIR) and other intelligence requirements to the OPFOR headquarters (HQ).

TASK: Surrender to the Capturing Unit on the Battlefield (5-OPFOR-0024)

CONDITION: The enemy has captured opposing forces (OPFOR) element's soldiers, documents, and equipment sensitive to the OPFOR tactical operations.

STANDARD: The OPFOR soldiers retain or destroy documents and equipment. The OPFOR element surrenders the documents and the equipment of no tactical use to the enemy and attempts to conceal or destroy items of tactical value. The OPFOR element attempts escape and evasion. 1. Prevents the successful capture of the documents and the equipment. 2. Destroys the documents and the equipment. 3. Removes identifying markings from the equipment. 4. Removes unit-identifying insignia. 5. Provides misleading information. 6. Plans an escape. 7. Delays movement to the nearest collection point. 8. Prevents safeguarding of the enemy prisoners of war (EPWs) in order to cause embarrassment to the United States (US).

TASK: Conduct an Attack (5-OPFOR-0008)

CONDITION: The enemy is conducting tactical operations. The opposing forces (OPFOR) element receives orders to attack the enemy, the area of occupation, or the main supply route (MSR) with smoke.

STANDARD: The OPFOR element disrupts the enemy's movement and smoke operations. 1. Determines the delivery method of the smoke attack. 2. Locates the target. 3. Delivers the smoke attack downwind. 4. Attacks the enemy with smoke, and surge attacks when the enemy responds to the smoke.

TASK: Disrupt a Net Control Station (NCS) (5-OPFOR-0019)

CONDITION: The enemy has established a NCS. The opposing forces (OPFOR) element has radio and jamming equipment.

STANDARD: The OPFOR element attempts to disrupt an NCS. 1. Attempts to locate the radio frequency that the unit is operating on. 2. Attempts to enter the radio net. 3. Attempts to issue "bogus" orders to a unit on the net. 4. Jams the radio frequency and forces the unit to go to an alternate frequency.

TASK: Disrupt Construction of Vehicle Fighting Positions (5-OPFOR-0020)

CONDITION: The opposing forces (OPFOR) element has located the enemy. The priority intelligence requirements (PIR) and other intelligence obtained by OPFOR patrols indicate the enemy is constructing vehicle fighting positions within its defensive area. The OPFOR element has automatic and antiarmor weapons and light mortars.

STANDARD: The OPFOR element attempts to disrupt the enemy's efforts to establish vehicle fighting positions. 1. Locates the defensive area. 2. Surprises the main body. 3. Penetrates the defensive area with squad-size probes. 4. Inflicts casualties on the unit. 5. Destroys vehicles. 6. Disrupts the unit's preparations (prevents or delays beyond the unit's allotted time).

TASK: Defeat Obstacles (5-OPFOR-0009)

CONDITION: The opposing forces (OPFOR) element encounters an obstacle that blocks the avenue of approach as it advances upon the enemy forces.

STANDARD: The OPFOR element bypasses or breaches the enemy obstacle. 1. Detects the obstacle before halting its main body. 2. Defeats the obstacle. a. Bypasses the obstacle without entering the engagement areas. b. Breaches the obstacle within 45 minutes and passes its entire force through the obstacle. 3. Does not incur degradation to the point that the mission must be discontinued.

TASK: Disrupt an Engineer Reconnaissance (5-OPFOR-0022)

CONDITION: The enemy is conducting an engineer reconnaissance. The opposing forces (OPFOR) element is positioned along the enemy's route.

STANDARD: The OPFOR element disrupts an engineer reconnaissance. 1. Prevents the unit from meeting its specified time schedule. 2. Forces the unit to deviate from its specified route. 3. Prevents the unit from accomplishing its assigned engineer reconnaissance. 4. Surprises the unit conducting the reconnaissance.

TASK: Conduct an Aerial Reconnaissance (5-OPFOR-0010)

CONDITION: The opposing forces (OPFOR) headquarters (HQ) element requires intelligence on the locations and identification of the enemy elements. Aircraft is dispatched to take photographs and make a visual inspection of the enemy rear area.

STANDARD: The OPFOR element gathers photograph intelligence of the enemy. 1. Photographs the assigned sectors. 2. Makes quick visual checks where the ceiling is low. 3. Locates enemy positions in the area, particularly support and storage bases, and command and control (C2) facilities. 4. Sustains no loss of aircraft. 5. Reports priority intelligence requirements (PIR) and other information requirements to the OPFOR HQ.

TASK: Conduct Terrorist and Saboteur Attacks (5-OPFOR-0005)

CONDITION: The opposing forces (OPFOR) element dispatches small teams into the enemy's rear area to disrupt combat service support (CSS) operations.

STANDARD: The enemy sustains disrupted command and control (C2), destroyed equipment and supplies, and light casualties. 1. Locates rear support bases and C2 facilities. 2. Delays and disrupts CSS operations through probes. 3. Infiltrates CSS bases to conduct sabotage and terrorist activities. 4. Inflicts light casualties. 5. Destroys supplies and equipment.

TASK: Defend a Minefield (5-OPFOR-0023)

CONDITION: The enemy is conducting a minefield sweeping operation. The opposing forces (OPFOR) element has a minefield placed in the enemy's path. The minefield is under constant observation and fire.

STANDARD: The OPFOR element defends a minefield against an enemy element conducting a minefield sweeping operation. 1. Prevents the unit from detecting the obstacle. 2. Disrupts the minefield sweeping operation. 3. Prevents the unit from conducting the minefield sweeping operation, prevents the unit from moving all personnel through the breach, or delays the completion of the minefield sweeping operation for more than 45 minutes.

TASK: Conduct a Raid (5-OPFOR-0004)

CONDITION: The opposing forces (OPFOR) element has occupied an objective rally point and has orders to conduct a raid on a combat service support (CSS) base.

STANDARD: The OPFOR element infiltrates the enemy's base and destroys all of the targets. 1. Surprises the enemy forces. 2. Assaults the support base and accomplishes the assigned tasks. 3. Destroys the specified equipment and supplies. 4. Avoids being decisively engaged. 5. Withdraws all personnel from the objective areas within the time prescribed. 6. Obtains all priority intelligence requirements (PIR) from the raid site. 7. Sustains only light casualties from enemy fire.

TASK: Disrupt Defensive Preparations (5-OPFOR-0018)

CONDITION: The opposing forces (OPFOR) element has located the enemy. Priority intelligence requirements (PIR) and other intelligence requirements obtained by OPFOR patrols indicate that the enemy elements are establishing defensive positions. The OPFOR element has automatic and antiarmor weapons and light mortars.

STANDARD: The OPFOR element disrupts and delays the enemy's defensive preparations. 1. Locates and penetrates the enemy's security system. 2. Forces the enemy to delay defensive preparations. 3. Disrupts the enemy's obstacle preparations.

TASK: Disrupt Quartering Party Operations (5-OPFOR-0017)

CONDITION: The enemy is conducting quartering party operations. It has established an assembly area (AA) but has not moved in the main body.

STANDARD: The opposing forces (OPFOR) element attempts to disrupt quartering party operations and infiltrate the enemy's AA. 1. Locates the quartering party and the AA. 2. Surprises the main body. 3. Penetrates the AA with squad-size probes. 4. Inflicts personnel casualties and vehicle damage. 5. Disrupts the unit's preparations (prevents or delays beyond the unit's allotted time).

TASK: Disrupt Enemy Movement and Operations Using Tactical Nuclear Weapons (5-OPFOR-0016)

CONDITION: The opposing forces (OPFOR) element has located the enemy. Priority intelligence requirements (PIR) and other intelligence requirements have been obtained by OPFOR patrols. Tactical nuclear weapons are employed against key locations in the rear area.

STANDARD: The OPFOR element disrupts enemy movement and operations. 1. Disrupts or delays the movement of the enemy's equipment and supplies to the forward areas. 2. Destroys enemy equipment and supplies. 3. Inflicts a high rate of nuclear casualties among the enemy forces. 4. Denies the enemy the use of specified areas. 5. Contaminates the enemy's equipment and supplies.

TASK: Disrupt Enemy Movement and Operations Using Persistent and Nonpersistent Chemical Weapons (5-OPFOR-0015)

CONDITION: The opposing forces (OPFOR) element has located the enemy. Priority intelligence requirements (PIR) and other intelligence requirements have been obtained by OPFOR patrols. The OPFOR units deliver chemical agents, by means of conventional artillery weapons or aircraft, along selected supply routes and key bases in the rear area.

STANDARD: The OPFOR element disrupts enemy movement and operations using persistent and nonpersistent chemical weapons. 1. Delivers chemical agents in low and densely wooded areas. 2. Delays the movement of enemy supplies and equipment to the forward areas. 3. Restricts the movement of the enemy units in the rear area. 4. Channels the movement of enemy units into predesignated ambush areas. 5. Contaminates enemy supplies and equipment. 6. Inflicts a high rate of casualties on enemy forces.

TASK: Counter Passage of Lines (5-OPFOR-0012)

CONDITION: Enemy forces are in defensive positions, but they are expected to attempt passage-of-lines operations. The opposing forces (OPFOR) received orders to disrupt enemy passage-of-lines operations.

STANDARD: The OPFOR element delays or prevents enemy passage of lines. 1. Delays the passage. 2. Prevents the company from moving all personnel through the stationary unit. 3. Engages the main body of either the moving or the stationary unit.

TASK: Conduct Air Attacks (5-OPFOR-0002)

CONDITION: The opposing forces (OPFOR) element in the rear area has forwarded the positions of the enemy support sites or the locations of moving elements. The OPFOR aircraft have been dispatched to attack enemy installations or convoys.

STANDARD: The OPFOR element attempts to delay, disrupt, or damage the enemy targets by air. 1. Locates the target (support sites or convoys). 2. Makes attack runs on the designated targets. 3. Inflicts heavy damage to the selected target. 4. Sustains no loss of aircraft. 5. Delays moving the force for more than one hour.

TASK: Attack (5-OPFOR-0001)

CONDITION: The opposing forces (OPFOR) element has located the enemy. The priority intelligence requirements (PIR) and the other intelligence requirements have been obtained by OPFOR patrols. The OPFOR element has automatic and antiarmor weapons and light mortars.

STANDARD: The OPFOR element attempts to seize the terrain, the vehicles, or the equipment. 1. Develops an attack plan. 2. Surprises the enemy unit's main body. 3. Initiates the attack using a scheme of maneuver that exploits the enemy's flanks, gaps, and weaknesses. 4. Uses covered and concealed routes to approach the enemy forces' flanks, gaps, or weakly held areas. 5. Employs indirect fire to support the attack. 6. Penetrates enemy defenses. 7. Destroys the equipment and the supplies. 8. Inflicts heavy casualties. 9. Isolates the combat service support (CSS) base by blocking the reinforcements. 10. Forces the enemy units to displace. 11. Avoids being fixed in one position. 12. Withdraws before the CSS base is reinforced with tactical combat forces.

TASK: Disrupt Assembly Area (AA) Activities (5-OPFOR-0013)

CONDITION: Intelligence reports indicate that platoon- and company-size enemy units are operating in the opposing forces (OPFOR) area of operations. Enemy units can defend from AAs with direct fire, antiarmor weapons, and indirect fire. The enemy has close air support (CAS) and nuclear, biological, and chemical (NBC) capabilities.

STANDARD: The OPFOR element locates and disrupts the enemy's AA activities. 1. Locates the element's AA. 2. Probes the AA with squad- or team-size elements. 3. Inflicts more than 5 percent casualties on the element. 4. Disrupts the element's preparations (prevents or delays beyond the element's allotted time).

TASK: Maintain Contact (5-OPFOR-0003)

CONDITION: The opposing forces (OPFOR) element is engaged with enemy base-defense forces. The enemy forces are withdrawing under pressure.

STANDARD: The OPFOR element maintains enemy contact while the enemy withdraws. 1. Engages the enemy forces decisively. 2. Advances the OPFOR as the enemy forces withdraw. 3. Inflicts heavy casualties. 4. Captures the members of the enemy force. 5. Captures documents and equipment. 6. Safeguards the captured documents, the equipment, and the personnel.

- ELEMENTS:** Company
 Company Headquarters
 Maintenance Section
 Horizontal Construction Platoon
 Embankment Squad
 Grading and Compact Squad
 Excavation Squad
 Two General Construction Platoons
 Six General Construction Squads

TASK: Process Captured Documents and Equipment (19-3-3105.05-T01A)
 (FM 3-19.40 (FM 19-40))

ITERATION: 1 2 3 4 5 M (Circle)

COMMANDER/LEADER ASSESSMENT: T P U (Circle)

CONDITIONS: The enemy's equipment and documents have been captured. Some iterations of this task should be performed in MOPP4.

TASK STANDARDS: The element processes all captured equipment and documents based on disposition instructions and within the time standards established by higher headquarters (HQ). The time required to perform this task is increased when conducting it in mission-oriented protection posture (MOPP) 4.

TASK STEPS AND PERFORMANCE MEASURES	GO	NO-GO
1. The element tags all captured equipment and documents. <ul style="list-style-type: none"> a. Described the type of equipment and documents, such as maps, photos, rifles, and radios. b. Annotated the date and time of capture. c. Provided the place (grid coordinates) of capture. d. Noted the capturing unit. e. Furnished the circumstances of the capture. f. Identified the prisoner's name on the tag, if the items were taken from the enemy prisoners of war (EPWs). * 2. The element leader reports the capture of equipment and documents to higher HQ. <ul style="list-style-type: none"> a. Described the type of equipment and documents. b. Stated the date and time of capture. c. Identified the capturing unit. d. Furnished the place (grid coordinates) of the capture. * 3. The element leader disposes of the equipment and documents according to the guidance received from higher HQ. <ul style="list-style-type: none"> a. Destroyed, secured, evacuated, or abandoned the equipment. b. Evacuated the documents through the chain of command to intelligence personnel. 		

TASK PERFORMANCE / EVALUATION SUMMARY BLOCK							
ITERATION	1	2	3	4	5	M	TOTAL
TOTAL TASK STEPS EVALUATED							
TOTAL TASK STEPS "GO"							
TRAINING STATUS "GO"/"NO-GO"							

"*" indicates a leader task step.

SUPPORTING INDIVIDUAL TASKS: NONE

SUPPORTING COLLECTIVE TASKS: NONE

OPFOR TASKS AND STANDARDS

TASK: Disrupt a Route Reconnaissance (5-OPFOR-0021)

CONDITION: The enemy is conducting a route reconnaissance. The opposing forces (OPFOR) element is positioned along the enemy's route.

STANDARD: The OPFOR element attempts to disrupt a squad/section conducting a route reconnaissance. 1. Prevents the unit from meeting its specified time schedule. 2. Forces the unit to deviate from its specified route. 3. Prevents the unit from reaching its assigned destination. 4. Surprises the squad/section. 5. Inflicts casualties on the unit.

TASK: Conduct an Attack (5-OPFOR-0008)

CONDITION: The enemy is conducting tactical operations. The opposing forces (OPFOR) element receives orders to attack the enemy, the area of occupation, or the main supply route (MSR) with smoke.

STANDARD: The OPFOR element disrupts the enemy's movement and smoke operations. 1. Determines the delivery method of the smoke attack. 2. Locates the target. 3. Delivers the smoke attack downwind. 4. Attacks the enemy with smoke, and surge attacks when the enemy responds to the smoke.

TASK: Conduct a Raid (5-OPFOR-0004)

CONDITION: The opposing forces (OPFOR) element has occupied an objective rally point and has orders to conduct a raid on a combat service support (CSS) base.

STANDARD: The OPFOR element infiltrates the enemy's base and destroys all of the targets. 1. Surprises the enemy forces. 2. Assaults the support base and accomplishes the assigned tasks. 3. Destroys the specified equipment and supplies. 4. Avoids being decisively engaged. 5. Withdraws all personnel from the objective areas within the time prescribed. 6. Obtains all priority intelligence requirements (PIR) from the raid site. 7. Sustains only light casualties from enemy fire.

TASK: Conduct an Aerial Reconnaissance (5-OPFOR-0010)

CONDITION: The opposing forces (OPFOR) headquarters (HQ) element requires intelligence on the locations and identification of the enemy elements. Aircraft is dispatched to take photographs and make a visual inspection of the enemy rear area.

STANDARD: The OPFOR element gathers photograph intelligence of the enemy. 1. Photographs the assigned sectors. 2. Makes quick visual checks where the ceiling is low. 3. Locates enemy positions in the area, particularly support and storage bases, and command and control (C2) facilities. 4. Sustains no loss of aircraft. 5. Reports priority intelligence requirements (PIR) and other information requirements to the OPFOR HQ.

TASK: Defeat Obstacles (5-OPFOR-0009)

CONDITION: The opposing forces (OPFOR) element encounters an obstacle that blocks the avenue of approach as it advances upon the enemy forces.

STANDARD: The OPFOR element bypasses or breaches the enemy obstacle. 1. Detects the obstacle before halting its main body. 2. Defeats the obstacle. a. Bypasses the obstacle without entering the engagement areas. b. Breaches the obstacle within 45 minutes and passes its entire force through the obstacle. 3. Does not incur degradation to the point that the mission must be discontinued.

TASK: Disrupt Construction of Vehicle Fighting Positions (5-OPFOR-0020)

CONDITION: The opposing forces (OPFOR) element has located the enemy. The priority intelligence requirements (PIR) and other intelligence obtained by OPFOR patrols indicate the enemy is constructing vehicle fighting positions within its defensive area. The OPFOR element has automatic and antiarmor weapons and light mortars.

STANDARD: The OPFOR element attempts to disrupt the enemy's efforts to establish vehicle fighting positions. 1. Locates the defensive area. 2. Surprises the main body. 3. Penetrates the defensive area with squad-size probes. 4. Inflicts casualties on the unit. 5. Destroys vehicles. 6. Disrupts the unit's preparations (prevents or delays beyond the unit's allotted time).

TASK: Disrupt an Engineer Reconnaissance (5-OPFOR-0022)

CONDITION: The enemy is conducting an engineer reconnaissance. The opposing forces (OPFOR) element is positioned along the enemy's route.

STANDARD: The OPFOR element disrupts an engineer reconnaissance. 1. Prevents the unit from meeting its specified time schedule. 2. Forces the unit to deviate from its specified route. 3. Prevents the unit from accomplishing its assigned engineer reconnaissance. 4. Surprises the unit conducting the reconnaissance.

TASK: Defend a Minefield (5-OPFOR-0023)

CONDITION: The enemy is conducting a minefield sweeping operation. The opposing forces (OPFOR) element has a minefield placed in the enemy's path. The minefield is under constant observation and fire.

STANDARD: The OPFOR element defends a minefield against an enemy element conducting a minefield sweeping operation. 1. Prevents the unit from detecting the obstacle. 2. Disrupts the minefield sweeping operation. 3. Prevents the unit from conducting the minefield sweeping operation, prevents the unit from moving all personnel through the breach, or delays the completion of the minefield sweeping operation for more than 45 minutes.

TASK: Conduct Terrorist and Saboteur Attacks (5-OPFOR-0005)

CONDITION: The opposing forces (OPFOR) element dispatches small teams into the enemy's rear area to disrupt combat service support (CSS) operations.

STANDARD: The enemy sustains disrupted command and control (C2), destroyed equipment and supplies, and light casualties. 1. Locates rear support bases and C2 facilities. 2. Delays and disrupts CSS operations through probes. 3. Infiltrates CSS bases to conduct sabotage and terrorist activities. 4. Inflicts light casualties. 5. Destroys supplies and equipment.

TASK: Conduct Sniper Operations (5-OPFOR-0006)

CONDITION: The opposing forces (OPFOR) element has assigned snipers (regular or irregular elements) in the enemy's rear area along the main supply route (MSR) and near support sites.

STANDARD: The OPFOR element kills or wounds targets. 1. Sets up a well-concealed location. 2. Engages vehicle drivers or personnel on foot with short bursts of semiautomatic fire. 3. Kills or wounds selected targets. 4. Prevents the position from being discovered by enemy forces. 5. Evacuates the area without being spotted. 6. Reports all specified priority intelligence requirements (PIR) and other intelligence requirements to the OPFOR headquarters (HQ).

TASK: Maintain Contact (5-OPFOR-0003)

CONDITION: The opposing forces (OPFOR) element is engaged with enemy base-defense forces. The enemy forces are withdrawing under pressure.

STANDARD: The OPFOR element maintains enemy contact while the enemy withdraws. 1. Engages the enemy forces decisively. 2. Advances the OPFOR as the enemy forces withdraw. 3. Inflicts heavy casualties. 4. Captures the members of the enemy force. 5. Captures documents and equipment. 6. Safeguards the captured documents, the equipment, and the personnel.

TASK: Conduct an Ambush (5-OPFOR-0007)

CONDITION: The enemy is moving in a convoy. The opposing forces (OPFOR) element is positioned along the enemy's route.

STANDARD: The OPFOR element inflicts casualties on the enemy and causes vehicle and equipment damage. 1. Prepares an ambush site before the element arrives. 2. Surprises march element forces. 3. Inflicts heavy casualties within the designated kill zone. 4. Inflicts heavy damage to the vehicles and the equipment within the designated kill zone. 5. Delays the march element from reaching a specified destination for a specified period of time. 6. Withdraws on order. 7. Sustains no casualties. 8. Reports actions to superiors.

TASK: Surrender to the Capturing Unit on the Battlefield (5-OPFOR-0024)

CONDITION: The enemy has captured opposing forces (OPFOR) element's soldiers, documents, and equipment sensitive to the OPFOR tactical operations.

STANDARD: The OPFOR soldiers retain or destroy documents and equipment. The OPFOR element surrenders the documents and the equipment of no tactical use to the enemy and attempts to conceal or destroy items of tactical value. The OPFOR element attempts escape and evasion. 1. Prevents the successful capture of the documents and the equipment. 2. Destroys the documents and the equipment. 3. Removes identifying markings from the equipment. 4. Removes unit-identifying insignia. 5. Provides misleading information. 6. Plans an escape. 7. Delays movement to the nearest collection point. 8. Prevents safeguarding of the enemy prisoners of war (EPWs) in order to cause embarrassment to the United States (US).

TASK: Disrupt a Net Control Station (NCS) (5-OPFOR-0019)

CONDITION: The enemy has established a NCS. The opposing forces (OPFOR) element has radio and jamming equipment.

STANDARD: The OPFOR element attempts to disrupt an NCS. 1. Attempts to locate the radio frequency that the unit is operating on. 2. Attempts to enter the radio net. 3. Attempts to issue "bogus" orders to a unit on the net. 4. Jams the radio frequency and forces the unit to go to an alternate frequency.

TASK: Disrupt Defensive Preparations (5-OPFOR-0018)

CONDITION: The opposing forces (OPFOR) element has located the enemy. Priority intelligence requirements (PIR) and other intelligence requirements obtained by OPFOR patrols indicate that the enemy elements are establishing defensive positions. The OPFOR element has automatic and antiarmor weapons and light mortars.

STANDARD: The OPFOR element disrupts and delays the enemy's defensive preparations. 1. Locates and penetrates the enemy's security system. 2. Forces the enemy to delay defensive preparations. 3. Disrupts the enemy's obstacle preparations.

TASK: Disrupt Enemy Movement and Operations Using Tactical Nuclear Weapons (5-OPFOR-0016)

CONDITION: The opposing forces (OPFOR) element has located the enemy. Priority intelligence requirements (PIR) and other intelligence requirements have been obtained by OPFOR patrols. Tactical nuclear weapons are employed against key locations in the rear area.

STANDARD: The OPFOR element disrupts enemy movement and operations. 1. Disrupts or delays the movement of the enemy's equipment and supplies to the forward areas. 2. Destroys enemy equipment and supplies. 3. Inflicts a high rate of nuclear casualties among the enemy forces. 4. Denies the enemy the use of specified areas. 5. Contaminates the enemy's equipment and supplies.

TASK: Disrupt Quartering Party Operations (5-OPFOR-0017)

CONDITION: The enemy is conducting quartering party operations. It has established an assembly area (AA) but has not moved in the main body.

STANDARD: The opposing forces (OPFOR) element attempts to disrupt quartering party operations and infiltrate the enemy's AA. 1. Locates the quartering party and the AA. 2. Surprises the main body. 3. Penetrates the AA with squad-size probes. 4. Inflicts personnel casualties and vehicle damage. 5. Disrupts the unit's preparations (prevents or delays beyond the unit's allotted time).

TASK: Disrupt Enemy Movement and Operations Using Persistent and Nonpersistent Chemical Weapons (5-OPFOR-0015)

CONDITION: The opposing forces (OPFOR) element has located the enemy. Priority intelligence requirements (PIR) and other intelligence requirements have been obtained by OPFOR patrols. The OPFOR units deliver chemical agents, by means of conventional artillery weapons or aircraft, along selected supply routes and key bases in the rear area.

STANDARD: The OPFOR element disrupts enemy movement and operations using persistent and nonpersistent chemical weapons. 1. Delivers chemical agents in low and densely wooded areas. 2. Delays the movement of enemy supplies and equipment to the forward areas. 3. Restricts the movement of the enemy units in the rear area. 4. Channels the movement of enemy units into predesignated ambush areas. 5. Contaminates enemy supplies and equipment. 6. Inflicts a high rate of casualties on enemy forces.

TASK: Disrupt Movement (5-OPFOR-0014)

CONDITION: The enemy is expected to move through the opposing forces (OPFOR) element's area of operations. The OPFOR element has received an operation order (OPORD) or fragmentary order (FRAGO) to disrupt enemy movement. The enemy has the capability to defend with direct fire and antiarmor weapons.

STANDARD: The OPFOR element delays enemy movement. 1. Delays the element. 2. Forces the element to deviate from its route. 3. Prevents the element from reaching its destination. 4. Surprises the element's main body.

TASK: Counter Passage of Lines (5-OPFOR-0012)

CONDITION: Enemy forces are in defensive positions, but they are expected to attempt passage-of-lines operations. The opposing forces (OPFOR) received orders to disrupt enemy passage-of-lines operations.

STANDARD: The OPFOR element delays or prevents enemy passage of lines. 1. Delays the passage. 2. Prevents the company from moving all personnel through the stationary unit. 3. Engages the main body of either the moving or the stationary unit.

TASK: Disrupt Assembly Area (AA) Activities (5-OPFOR-0013)

CONDITION: Intelligence reports indicate that platoon- and company-size enemy units are operating in the opposing forces (OPFOR) area of operations. Enemy units can defend from AAs with direct fire, antiarmor weapons, and indirect fire. The enemy has close air support (CAS) and nuclear, biological, and chemical (NBC) capabilities.

STANDARD: The OPFOR element locates and disrupts the enemy's AA activities. 1. Locates the element's AA. 2. Probes the AA with squad- or team-size elements. 3. Inflicts more than 5 percent casualties on the element. 4. Disrupts the element's preparations (prevents or delays beyond the element's allotted time).

TASK: Attack (5-OPFOR-0001)

CONDITION: The opposing forces (OPFOR) element has located the enemy. The priority intelligence requirements (PIR) and the other intelligence requirements have been obtained by OPFOR patrols. The OPFOR element has automatic and antiarmor weapons and light mortars.

STANDARD: The OPFOR element attempts to seize the terrain, the vehicles, or the equipment. 1. Develops an attack plan. 2. Surprises the enemy unit's main body. 3. Initiates the attack using a scheme of maneuver that exploits the enemy's flanks, gaps, and weaknesses. 4. Uses covered and concealed routes to approach the enemy forces' flanks, gaps, or weakly held areas. 5. Employs indirect fire to support the attack. 6. Penetrates enemy defenses. 7. Destroys the equipment and the supplies. 8. Inflicts heavy casualties. 9. Isolates the combat service support (CSS) base by blocking the reinforcements. 10. Forces the enemy units to displace. 11. Avoids being fixed in one position. 12. Withdraws before the CSS base is reinforced with tactical combat forces.

TASK: Conduct Air Attacks (5-OPFOR-0002)

CONDITION: The opposing forces (OPFOR) element in the rear area has forwarded the positions of the enemy support sites or the locations of moving elements. The OPFOR aircraft have been dispatched to attack enemy installations or convoys.

STANDARD: The OPFOR element attempts to delay, disrupt, or damage the enemy targets by air. 1. Locates the target (support sites or convoys). 2. Makes attack runs on the designated targets. 3. Inflicts heavy damage to the selected target. 4. Sustains no loss of aircraft. 5. Delays moving the force for more than one hour.

- ELEMENTS:** Company
 Company Headquarters
 Maintenance Section
 Horizontal Construction Platoon
 Embankment Squad
 Grading and Compact Squad
 Excavation Squad
 Two General Construction Platoons
 Six General Construction Squads

TASK: Maintain Operations Security (OPSEC) (71-2-0332.05-T01A)
 (AR 530-1) (AR 380-5) (FM 24-33)
 (FM 24-35) (FM 24-35-1) (FM 3-19.30)
 (FM 34-60)

ITERATION: 1 2 3 4 5 M (Circle)
COMMANDER/LEADER ASSESSMENT: T P U (Circle)

CONDITIONS: The element is operating where the enemy can detect it. The enemy can employ electronic warfare (EW) measures and air and ground reconnaissance elements. It can also use the local populace and enemy intelligence agencies. Some iterations of this task should be performed in MOPP4.

TASK STANDARDS: The element prevents the enemy from learning its strength, dispositions, intentions, and any essential elements of friendly information (EEFI) or surprising its main body. The time required to perform this task is increased when conducting it in mission-oriented protection posture (MOPP) 4.

TASK STEPS AND PERFORMANCE MEASURES	GO	NO-GO
<p>* 1. Leaders check or perform information security measures.</p> <ul style="list-style-type: none"> a. Disseminated the information on a need-to-know basis. b. Prohibited fraternization with civilians, as applicable. c. Conducted alerts, deployment preparations, and loading operations to minimize detection. d. Ensured that maps contained only the minimum-essential information. e. Conducted inspections and gave briefings to ensure that personnel did not carry any details of military activities in their personal materials, such as letters, diaries, notes, drawings, sketches, or photographs. f. Sanitized all planning areas and positions before departure. <p>2. The element performs camouflage discipline.</p> <ul style="list-style-type: none"> a. Used natural concealment and camouflage materials, whenever possible, to prevent ground or air observation. b. Moved on covered and concealed routes. c. Covered all reflective surfaces and unit markings with nonreflective material, such as cloth, mud, or a camouflage stick. d. Covered or removed all vehicle markings. <p>3. The element camouflages individual positions and equipment to prevent detection from 35 meters or greater and camouflages vehicles to prevent detection from 100 meters or greater.</p> <ul style="list-style-type: none"> a. Ensured that the foliage was not stripped near the unit's position. b. Camouflaged earth berms. c. Ensured that the camouflage nets were properly erected. d. Avoided crossing near footpaths, trails, and roads. 		

TASK STEPS AND PERFORMANCE MEASURES	GO	NO-GO
<ul style="list-style-type: none"> e. Erased any tracks leading into the positions. f. Ensured that vehicles that were parked in the shadows were moved as the shadows shifted. g. Replaced and replenished the camouflage, as needed. h. Avoided movement in the area to prevent ground and air detection. <p>4. The element employs and the company's net control station (NCS) enforces communications security (COMSEC).</p> <ul style="list-style-type: none"> a. Enforced signal operation instructions (SOI) and signal supplemental instructions (SSI) procedures, such as challenges, authentications decoding, and call signs and frequencies and ensured that the monitored traffic did not reveal information to the enemy. b. Employed approved radiotelephone operator (RATELO) procedures. c. Followed COMSEC procedures, such as keeping transmissions short, using the lowest possible power settings, using directional antennas, changing transmission patterns, and maintaining radio silence. d. Followed procedures for operations during jamming. e. Made maximum use of the messenger and wire service. f. Used visual signals according to the unit's standing operating procedure (SOP). <p>5. The element employs physical security measures.</p> <ul style="list-style-type: none"> a. Employed observation posts (OPs). b. Employed counterreconnaissance patrols. c. Followed stand-to procedures. d. Employed mines and obstacles, when permitted. e. Tied in with adjacent units for coordination and fire. f. Used the challenge and password. g. Limited access into the unit's area. h. Safeguarded weapons, ammunition, sensitive items, and classified documents. i. Picked up litter. j. Employed air guards. <p>* 6. All leaders enforce noise and light discipline.</p>		

TASK PERFORMANCE / EVALUATION SUMMARY BLOCK							
ITERATION	1	2	3	4	5	M	TOTAL
TOTAL TASK STEPS EVALUATED							
TOTAL TASK STEPS "GO"							
TRAINING STATUS "GO"/"NO-GO"							

"*" indicates a leader task step.

SUPPORTING INDIVIDUAL TASKS

Task Number	Task Title	References
071-325-4425	Employ an M18A1Claymore Mine	STP 21-1-SMCT
071-325-4426	Recover an M18A1Claymore Mine	STP 21-1-SMCT
071-331-0801	Challenge Persons Entering Your Area	STP 21-1-SMCT
071-331-0815	Practice Noise, Light, and Litter Discipline	STP 21-1-SMCT

SUPPORTING COLLECTIVE TASKS: NONE

OPFOR TASKS AND STANDARDS

TASK: Surrender to the Capturing Unit on the Battlefield (5-OPFOR-0024)

CONDITION: The enemy has captured opposing forces (OPFOR) element's soldiers, documents, and equipment sensitive to the OPFOR tactical operations.

STANDARD: The OPFOR soldiers retain or destroy documents and equipment. The OPFOR element surrenders the documents and the equipment of no tactical use to the enemy and attempts to conceal or destroy items of tactical value. The OPFOR element attempts escape and evasion. 1. Prevents the successful capture of the documents and the equipment. 2. Destroys the documents and the equipment. 3. Removes identifying markings from the equipment. 4. Removes unit-identifying insignia. 5. Provides misleading information. 6. Plans an escape. 7. Delays movement to the nearest collection point. 8. Prevents safeguarding of the enemy prisoners of war (EPWs) in order to cause embarrassment to the United States (US).

TASK: Disrupt a Route Reconnaissance (5-OPFOR-0021)

CONDITION: The enemy is conducting a route reconnaissance. The opposing forces (OPFOR) element is positioned along the enemy's route.

STANDARD: The OPFOR element attempts to disrupt a squad/section conducting a route reconnaissance. 1. Prevents the unit from meeting its specified time schedule. 2. Forces the unit to deviate from its specified route. 3. Prevents the unit from reaching its assigned destination. 4. Surprises the squad/section. 5. Inflicts casualties on the unit.

TASK: Conduct an Attack (5-OPFOR-0008)

CONDITION: The enemy is conducting tactical operations. The opposing forces (OPFOR) element receives orders to attack the enemy, the area of occupation, or the main supply route (MSR) with smoke.

STANDARD: The OPFOR element disrupts the enemy's movement and smoke operations. 1. Determines the delivery method of the smoke attack. 2. Locates the target. 3. Delivers the smoke attack downwind. 4. Attacks the enemy with smoke, and surge attacks when the enemy responds to the smoke.

TASK: Conduct a Raid (5-OPFOR-0004)

CONDITION: The opposing forces (OPFOR) element has occupied an objective rally point and has orders to conduct a raid on a combat service support (CSS) base.

STANDARD: The OPFOR element infiltrates the enemy's base and destroys all of the targets. 1. Surprises the enemy forces. 2. Assaults the support base and accomplishes the assigned tasks. 3. Destroys the specified equipment and supplies. 4. Avoids being decisively engaged. 5. Withdraws all personnel from the objective areas within the time prescribed. 6. Obtains all priority intelligence requirements (PIR) from the raid site. 7. Sustains only light casualties from enemy fire.

TASK: Conduct an Aerial Reconnaissance (5-OPFOR-0010)

CONDITION: The opposing forces (OPFOR) headquarters (HQ) element requires intelligence on the locations and identification of the enemy elements. Aircraft is dispatched to take photographs and make a visual inspection of the enemy rear area.

STANDARD: The OPFOR element gathers photograph intelligence of the enemy. 1. Photographs the assigned sectors. 2. Makes quick visual checks where the ceiling is low. 3. Locates enemy positions in the area, particularly support and storage bases, and command and control (C2) facilities. 4. Sustains no loss of aircraft. 5. Reports priority intelligence requirements (PIR) and other information requirements to the OPFOR HQ.

TASK: Defeat Obstacles (5-OPFOR-0009)

CONDITION: The opposing forces (OPFOR) element encounters an obstacle that blocks the avenue of approach as it advances upon the enemy forces.

STANDARD: The OPFOR element bypasses or breaches the enemy obstacle. 1. Detects the obstacle before halting its main body. 2. Defeats the obstacle. a. Bypasses the obstacle without entering the engagement areas. b. Breaches the obstacle within 45 minutes and passes its entire force through the obstacle. 3. Does not incur degradation to the point that the mission must be discontinued.

TASK: Disrupt Construction of Vehicle Fighting Positions (5-OPFOR-0020)

CONDITION: The opposing forces (OPFOR) element has located the enemy. The priority intelligence requirements (PIR) and other intelligence obtained by OPFOR patrols indicate the enemy is constructing vehicle fighting positions within its defensive area. The OPFOR element has automatic and antiarmor weapons and light mortars.

STANDARD: The OPFOR element attempts to disrupt the enemy's efforts to establish vehicle fighting positions. 1. Locates the defensive area. 2. Surprises the main body. 3. Penetrates the defensive area with squad-size probes. 4. Inflicts casualties on the unit. 5. Destroys vehicles. 6. Disrupts the unit's preparations (prevents or delays beyond the unit's allotted time).

TASK: Disrupt an Engineer Reconnaissance (5-OPFOR-0022)

CONDITION: The enemy is conducting an engineer reconnaissance. The opposing forces (OPFOR) element is positioned along the enemy's route.

STANDARD: The OPFOR element disrupts an engineer reconnaissance. 1. Prevents the unit from meeting its specified time schedule. 2. Forces the unit to deviate from its specified route. 3. Prevents the unit from accomplishing its assigned engineer reconnaissance. 4. Surprises the unit conducting the reconnaissance.

TASK: Defend a Minefield (5-OPFOR-0023)

CONDITION: The enemy is conducting a minefield sweeping operation. The opposing forces (OPFOR) element has a minefield placed in the enemy's path. The minefield is under constant observation and fire.

STANDARD: The OPFOR element defends a minefield against an enemy element conducting a minefield sweeping operation. 1. Prevents the unit from detecting the obstacle. 2. Disrupts the minefield sweeping operation. 3. Prevents the unit from conducting the minefield sweeping operation, prevents the unit from moving all personnel through the breach, or delays the completion of the minefield sweeping operation for more than 45 minutes.

TASK: Conduct Terrorist and Saboteur Attacks (5-OPFOR-0005)

CONDITION: The opposing forces (OPFOR) element dispatches small teams into the enemy's rear area to disrupt combat service support (CSS) operations.

STANDARD: The enemy sustains disrupted command and control (C2), destroyed equipment and supplies, and light casualties. 1. Locates rear support bases and C2 facilities. 2. Delays and disrupts CSS operations through probes. 3. Infiltrates CSS bases to conduct sabotage and terrorist activities. 4. Inflicts light casualties. 5. Destroys supplies and equipment.

TASK: Conduct Sniper Operations (5-OPFOR-0006)

CONDITION: The opposing forces (OPFOR) element has assigned snipers (regular or irregular elements) in the enemy's rear area along the main supply route (MSR) and near support sites.

STANDARD: The OPFOR element kills or wounds targets. 1. Sets up a well-concealed location. 2. Engages vehicle drivers or personnel on foot with short bursts of semiautomatic fire. 3. Kills or wounds selected targets. 4. Prevents the position from being discovered by enemy forces. 5. Evacuates the area without being spotted. 6. Reports all specified priority intelligence requirements (PIR) and other intelligence requirements to the OPFOR headquarters (HQ).

TASK: Maintain Contact (5-OPFOR-0003)

CONDITION: The opposing forces (OPFOR) element is engaged with enemy base-defense forces. The enemy forces are withdrawing under pressure.

STANDARD: The OPFOR element maintains enemy contact while the enemy withdraws. 1. Engages the enemy forces decisively. 2. Advances the OPFOR as the enemy forces withdraw. 3. Inflicts heavy casualties. 4. Captures the members of the enemy force. 5. Captures documents and equipment. 6. Safeguards the captured documents, the equipment, and the personnel.

TASK: Conduct an Ambush (5-OPFOR-0007)

CONDITION: The enemy is moving in a convoy. The opposing forces (OPFOR) element is positioned along the enemy's route.

STANDARD: The OPFOR element inflicts casualties on the enemy and causes vehicle and equipment damage. 1. Prepares an ambush site before the element arrives. 2. Surprises march element forces. 3. Inflicts heavy casualties within the designated kill zone. 4. Inflicts heavy damage to the vehicles and the equipment within the designated kill zone. 5. Delays the march element from reaching a specified destination for a specified period of time. 6. Withdraws on order. 7. Sustains no casualties. 8. Reports actions to superiors.

TASK: Disrupt a Net Control Station (NCS) (5-OPFOR-0019)

CONDITION: The enemy has established a NCS. The opposing forces (OPFOR) element has radio and jamming equipment.

STANDARD: The OPFOR element attempts to disrupt an NCS. 1. Attempts to locate the radio frequency that the unit is operating on. 2. Attempts to enter the radio net. 3. Attempts to issue "bogus" orders to a unit on the net. 4. Jams the radio frequency and forces the unit to go to an alternate frequency.

TASK: Disrupt Defensive Preparations (5-OPFOR-0018)

CONDITION: The opposing forces (OPFOR) element has located the enemy. Priority intelligence requirements (PIR) and other intelligence requirements obtained by OPFOR patrols indicate that the enemy elements are establishing defensive positions. The OPFOR element has automatic and antiarmor weapons and light mortars.

STANDARD: The OPFOR element disrupts and delays the enemy's defensive preparations. 1. Locates and penetrates the enemy's security system. 2. Forces the enemy to delay defensive preparations. 3. Disrupts the enemy's obstacle preparations.

TASK: Disrupt Enemy Movement and Operations Using Tactical Nuclear Weapons (5-OPFOR-0016)

CONDITION: The opposing forces (OPFOR) element has located the enemy. Priority intelligence requirements (PIR) and other intelligence requirements have been obtained by OPFOR patrols. Tactical nuclear weapons are employed against key locations in the rear area.

STANDARD: The OPFOR element disrupts enemy movement and operations. 1. Disrupts or delays the movement of the enemy's equipment and supplies to the forward areas. 2. Destroys enemy equipment and supplies. 3. Inflicts a high rate of nuclear casualties among the enemy forces. 4. Denies the enemy the use of specified areas. 5. Contaminates the enemy's equipment and supplies.

TASK: Disrupt Quartering Party Operations (5-OPFOR-0017)

CONDITION: The enemy is conducting quartering party operations. It has established an assembly area (AA) but has not moved in the main body.

STANDARD: The opposing forces (OPFOR) element attempts to disrupt quartering party operations and infiltrate the enemy's AA. 1. Locates the quartering party and the AA. 2. Surprises the main body. 3. Penetrates the AA with squad-size probes. 4. Inflicts personnel casualties and vehicle damage. 5. Disrupts the unit's preparations (prevents or delays beyond the unit's allotted time).

TASK: Disrupt Enemy Movement and Operations Using Persistent and Nonpersistent Chemical Weapons (5-OPFOR-0015)

CONDITION: The opposing forces (OPFOR) element has located the enemy. Priority intelligence requirements (PIR) and other intelligence requirements have been obtained by OPFOR patrols. The OPFOR units deliver chemical agents, by means of conventional artillery weapons or aircraft, along selected supply routes and key bases in the rear area.

STANDARD: The OPFOR element disrupts enemy movement and operations using persistent and nonpersistent chemical weapons. 1. Delivers chemical agents in low and densely wooded areas. 2. Delays the movement of enemy supplies and equipment to the forward areas. 3. Restricts the movement of the enemy units in the rear area. 4. Channels the movement of enemy units into predesignated ambush areas. 5. Contaminates enemy supplies and equipment. 6. Inflicts a high rate of casualties on enemy forces.

TASK: Disrupt Movement (5-OPFOR-0014)

CONDITION: The enemy is expected to move through the opposing forces (OPFOR) element's area of operations. The OPFOR element has received an operation order (OPORD) or fragmentary order (FRAGO) to disrupt enemy movement. The enemy has the capability to defend with direct fire and antiarmor weapons.

STANDARD: The OPFOR element delays enemy movement. 1. Delays the element. 2. Forces the element to deviate from its route. 3. Prevents the element from reaching its destination. 4. Surprises the element's main body.

TASK: Counter Passage of Lines (5-OPFOR-0012)

CONDITION: Enemy forces are in defensive positions, but they are expected to attempt passage-of-lines operations. The opposing forces (OPFOR) received orders to disrupt enemy passage-of-lines operations.

STANDARD: The OPFOR element delays or prevents enemy passage of lines. 1. Delays the passage. 2. Prevents the company from moving all personnel through the stationary unit. 3. Engages the main body of either the moving or the stationary unit.

TASK: Disrupt Assembly Area (AA) Activities (5-OPFOR-0013)

CONDITION: Intelligence reports indicate that platoon- and company-size enemy units are operating in the opposing forces (OPFOR) area of operations. Enemy units can defend from AAs with direct fire, antiarmor weapons, and indirect fire. The enemy has close air support (CAS) and nuclear, biological, and chemical (NBC) capabilities.

STANDARD: The OPFOR element locates and disrupts the enemy's AA activities. 1. Locates the element's AA. 2. Probes the AA with squad- or team-size elements. 3. Inflicts more than 5 percent casualties on the element. 4. Disrupts the element's preparations (prevents or delays beyond the element's allotted time).

TASK: Attack (5-OPFOR-0001)

CONDITION: The opposing forces (OPFOR) element has located the enemy. The priority intelligence requirements (PIR) and the other intelligence requirements have been obtained by OPFOR patrols. The OPFOR element has automatic and antiarmor weapons and light mortars.

STANDARD: The OPFOR element attempts to seize the terrain, the vehicles, or the equipment. 1. Develops an attack plan. 2. Surprises the enemy unit's main body. 3. Initiates the attack using a scheme of maneuver that exploits the enemy's flanks, gaps, and weaknesses. 4. Uses covered and concealed routes to approach the enemy forces' flanks, gaps, or weakly held areas. 5. Employs indirect fire to support the attack. 6. Penetrates enemy defenses. 7. Destroys the equipment and the supplies. 8. Inflicts heavy casualties. 9. Isolates the combat service support (CSS) base by blocking the reinforcements. 10. Forces the enemy units to displace. 11. Avoids being fixed in one position. 12. Withdraws before the CSS base is reinforced with tactical combat forces.

TASK: Conduct Air Attacks (5-OPFOR-0002)

CONDITION: The opposing forces (OPFOR) element in the rear area has forwarded the positions of the enemy support sites or the locations of moving elements. The OPFOR aircraft have been dispatched to attack enemy installations or convoys.

STANDARD: The OPFOR element attempts to delay, disrupt, or damage the enemy targets by air. 1. Locates the target (support sites or convoys). 2. Makes attack runs on the designated targets. 3. Inflicts heavy damage to the selected target. 4. Sustains no loss of aircraft. 5. Delays moving the force for more than one hour.

ELEMENTS: Two General Construction Platoons
Six General Construction Squads

TASK: Create a Crater Obstacle with Explosives (05-3-0201)
(FM 5-250) (FM 5-34)

ITERATION: 1 2 3 4 5 M (Circle)

COMMANDER/LEADER ASSESSMENT: T P U (Circle)

CONDITIONS: The element is ordered to create a crater obstacle. A target reconnaissance has been conducted, and the reconnaissance report is available. Digital units have performed functionality checks, and systems are operational. Some iterations of this task should be performed in MOPP4.

TASK STANDARDS: The element creates a crater obstacle within 25 percent of the time estimated in the reconnaissance report. The crater is a minimum of 1.8 meters deep and 6 meters wide, and the side slopes are a minimum of 25 degrees. Locations are accurate within 10 meters. The crater is tied to existing or reinforced obstacles and blocks or disrupts an enemy main battle tank (MBT). Digital units send and receive reports using frequency-modulated (FM) or digital means. They update overlays and provide the appropriate Department of the Army (DA) forms according to the unit's tactical standing operating procedure (TACSOP) and the applicable Standardization Agreement (STANAG). The time required to perform this task is increased when conducting it in mission-oriented protection posture (MOPP) 4.

TASK STEPS AND PERFORMANCE MEASURES	GO	NO-GO
<p>* 1. The element leader obtains technical information from the reconnaissance report.</p> <p>NOTE: Digital units request intelligence information by requesting All Source Analysis System (ASAS) information and Digital Topographic Support System (DTSS) products from higher headquarters (HQ).</p> <ul style="list-style-type: none"> a. Included a plan and a side-view sketch showing overall dimensions and lines of cut. b. Included the location, depth, and quantity of explosives for each borehole as well as the method of ignition for each row of craters planned. c. Included a sketch showing firing circuits and firing points. d. Included a bill of explosives showing the quantity and types required, a list of required equipment, and an estimate of the time and labor required to prepare and fire the demolition. <p>2. The element picks up all materials and equipment needed for the demolition.</p> <p>3. The element prepares demolitions in the rear to minimize the time on site; for example, cutting branch lines and priming blocks of explosives with detonating cord.</p> <p>NOTE: If possible, place the caps in a closed metal can and carry them separate from the explosives in the rear.</p> <p>4. The element leader issues orders to the element using the five-paragraph field-order format.</p> <p>5. The element leader briefs each man on site security, noise and light discipline, and each member's specific tasks.</p> <p>6. The element moves to the obstacle location.</p>		

TASK STEPS AND PERFORMANCE MEASURES	GO	NO-GO
<p>7. The element places the shaped charges in locations identified by the element leader.</p> <p>NOTE: The element leader coordinates with the maneuver commander to ensure that the final obstacle location is covered by direct and/or indirect fire and tied to existing or reinforced obstacles.</p> <p>8. The element connects the branch lines to the ring main and then primes the shaped charges.</p> <p>NOTE: Line mains can be used instead of ring mains, except on reserve targets.</p> <ul style="list-style-type: none"> a. Did not dual prime the shaped charges. b. Ensured that the detonating-cord ring mains and branch lines had no sharp bends and did not cross over each other or themselves (except where connected by demolition knots or J-hooks). c. Primed the shaped charges using M11s or M16s. d. Ensured that the single-primed shaped charges were dual-initiated. <p>9. The element detonates the shaped charges.</p> <ul style="list-style-type: none"> a. Attached the dual-initiation system to the detonating cord. b. Ensured that all element members were a safe distance away. <p>10. The element prepares the holes blown by shaped charges to achieve the correct depth for the crater being employed.</p> <ul style="list-style-type: none"> a. Ensured that all the holes for a hasty crater were 1.5 meters deep. b. Ensured that the holes for a deliberate crater were alternately 1.5 meters and 2 meters deep, with 2-meter holes on both ends. c. Ensured that the enemy row of a relieved-face crater had 1.3-meter holes and the friendly row had 1.5-meter holes. <p>11. The element dual primes all boreholes. See FM 5-250.</p> <ul style="list-style-type: none"> a. In holes with only one cratering charge (1.5 meters deep), dual-primed by placing a primed package of composition 4 explosive (C4) on the placement indicator marks and a second package of C4 parallel on the opposite side of the cratering charge and flush with the top. b. In holes with two cratering charges, primed both crater charges by placing a primed package of C4 on the placement indicator marks. When placing the cratering charge in the borehole, ensured that the packages of C4 were on opposite sides of each other. <p>12. The element lays the ring mains and ties in the branch lines with demolition knots or J-hooks.</p> <p>NOTE: Line mains can be used instead of ring mains, except on reserve targets.</p> <ul style="list-style-type: none"> a. Ensured that two ring mains were required for each row of holes. On relieved-face craters, the friendly-row ring mains were covered with 15 centimeters of earth to prevent the detonating cord from being cut when the enemy row was detonated. b. Ensured that each system was independent. c. Ensured that the detonating-cord ring mains and the branch lines had no sharp bends and did not cross over each other or themselves (except where connected by demolition knots or J-hooks.). <p>NOTE: If traffic must pass over the site before detonation, the branch lines and the ring mains are placed in 15-centimeter deep trenches, covered with a "U" shaped picket, and backfilled with earth.</p> <p>13. The element prepares the demolition to state 1 (if a reserved target) and awaits orders to arm and detonate.</p>		

TASK STEPS AND PERFORMANCE MEASURES	GO	NO-GO
14. The element prepares the demolition to state 1 (if a preliminary target) and advises higher HQ that they are ready to detonate the target. (In the event that permission is given to execute the target upon completion, the target is brought to state 2 and detonated.) *15. Before firing, the element leader may hand over the target to a demolition-firing party. Whenever possible, the hand-over procedures are as detailed as those in the North Atlantic Treaty Organization (NATO) obstacle folder. See FM 5-250. *16. The element leader reports the intermediate status, completion, and results of the demolition to higher HQ. 17. If authority is given, the element improves the obstacle by laying the mines. <ul style="list-style-type: none"> a. Recorded the mines on DA Form 1355. b. Placed the mines at enemy-side approaches first, followed by the gap between the first and second lines of cut on the enemy side. 		

TASK PERFORMANCE / EVALUATION SUMMARY BLOCK							
ITERATION	1	2	3	4	5	M	TOTAL
TOTAL TASK STEPS EVALUATED							
TOTAL TASK STEPS "GO"							
TRAINING STATUS "GO"/"NO-GO"							

"*" indicates a leader task step.

SUPPORTING INDIVIDUAL TASKS

Task Number	Task Title	References
052-193-2014	Determine the Safe Distance When Firing Explosives	STP 5-12B24-SM-TG
052-193-2018	Place Cratering Charges	STP 5-62G13-SM-TG STP 5-12B24-SM-TG
052-193-2030	Clear Misfires	STP 5-62G13-SM-TG STP 5-12B24-SM-TG
052-193-3025	Calculate Explosive Requirements for Road Craters	STP 5-62G13-SM-TG STP 5-12B24-SM-TG
052-193-3055	Prepare or Compile a Nonnuclear-Demolition Target Folder	STP 5-62G13-SM-TG STP 5-12B24-SM-TG
052-193-4040	Supervise Engineer Demolition Missions	STP 5-62G13-SM-TG STP 5-12B24-SM-TG

SUPPORTING COLLECTIVE TASKS

Task Number	Task Title	References
05-2-0001	Prepare an Obstacle Plan	ARTEP 5-027-35-MTP ARTEP 5-053-35-MTP ARTEP 5-063-35-MTP ARTEP 5-113-35-MTP ARTEP 5-157-35-MTP ARTEP 5-217-35-MTP

SUPPORTING COLLECTIVE TASKS

Task Number	Task Title	References
05-2-0314	Integrate Obstacles Into Direct- and Indirect-Fire Plans	ARTEP 5-335-65-MTP ARTEP 5-337-35-MTP ARTEP 5-427-35-MTP ARTEP 5-435-67-MTP ARTEP 5-437-36-MTP ARTEP 5-437-38-MTP ARTEP 5-447-35-MTP ARTEP 5-447-37-MTP ARTEP 5-053-35-MTP
05-2-0514	Emplace Tactical Obstacles	ARTEP 5-113-35-MTP ARTEP 5-335-65-MTP ARTEP 5-337-35-MTP ARTEP 5-435-67-MTP ARTEP 5-437-36-MTP ARTEP 5-437-38-MTP ARTEP 5-027-10-MTP ARTEP 5-053-11-MTP ARTEP 5-053-12-MTP ARTEP 5-063-10-MTP ARTEP 5-063-11-MTP ARTEP 5-063-35-MTP ARTEP 5-113-11-MTP ARTEP 5-113-12-MTP ARTEP 5-113-35-MTP ARTEP 5-157-10-MTP ARTEP 5-217-10-MTP ARTEP 5-335-65-MTP ARTEP 5-335-70-MTP ARTEP 5-337-10-MTP ARTEP 5-337-35-MTP ARTEP 5-427-10-MTP ARTEP 5-435-67-MTP ARTEP 5-437-10-MTP ARTEP 5-437-11-MTP ARTEP 5-437-36-MTP ARTEP 5-437-38-MTP
05-2-0516	Emplace Situational Obstacles	ARTEP 5-113-11-MTP ARTEP 5-113-12-MTP ARTEP 5-335-65-MTP ARTEP 5-335-70-MTP ARTEP 5-337-10-MTP ARTEP 5-337-35-MTP ARTEP 5-435-67-MTP ARTEP 5-437-10-MTP ARTEP 5-437-11-MTP ARTEP 5-437-36-MTP ARTEP 5-437-38-MTP
05-3-0001	Prepare an Obstacle Plan (Platoon)	ARTEP 5-437-38-MTP ARTEP 5-027-10-MTP ARTEP 5-053-12-MTP ARTEP 5-063-10-MTP ARTEP 5-063-11-MTP ARTEP 5-157-10-MTP

SUPPORTING COLLECTIVE TASKS

Task Number	Task Title	References
		ARTEP 5-217-10-MTP
		ARTEP 5-427-10-MTP
		ARTEP 5-447-10-MTP
		ARTEP 5-447-11-MTP

OPFOR TASKS AND STANDARDS

TASK: Maintain Contact (5-OPFOR-0003)

CONDITION: The opposing forces (OPFOR) element is engaged with enemy base-defense forces. The enemy forces are withdrawing under pressure.

STANDARD: The OPFOR element maintains enemy contact while the enemy withdraws. 1. Engages the enemy forces decisively. 2. Advances the OPFOR as the enemy forces withdraw. 3. Inflicts heavy casualties. 4. Captures the members of the enemy force. 5. Captures documents and equipment. 6. Safeguards the captured documents, the equipment, and the personnel.

TASK: Conduct an Ambush (5-OPFOR-0007)

CONDITION: The enemy is moving in a convoy. The opposing forces (OPFOR) element is positioned along the enemy's route.

STANDARD: The OPFOR element inflicts casualties on the enemy and causes vehicle and equipment damage. 1. Prepares an ambush site before the element arrives. 2. Surprises march element forces. 3. Inflicts heavy casualties within the designated kill zone. 4. Inflicts heavy damage to the vehicles and the equipment within the designated kill zone. 5. Delays the march element from reaching a specified destination for a specified period of time. 6. Withdraws on order. 7. Sustains no casualties. 8. Reports actions to superiors.

TASK: Conduct Sniper Operations (5-OPFOR-0006)

CONDITION: The opposing forces (OPFOR) element has assigned snipers (regular or irregular elements) in the enemy's rear area along the main supply route (MSR) and near support sites.

STANDARD: The OPFOR element kills or wounds targets. 1. Sets up a well-concealed location. 2. Engages vehicle drivers or personnel on foot with short bursts of semiautomatic fire. 3. Kills or wounds selected targets. 4. Prevents the position from being discovered by enemy forces. 5. Evacuates the area without being spotted. 6. Reports all specified priority intelligence requirements (PIR) and other intelligence requirements to the OPFOR headquarters (HQ).

TASK: Disrupt Defensive Preparations (5-OPFOR-0018)

CONDITION: The opposing forces (OPFOR) element has located the enemy. Priority intelligence requirements (PIR) and other intelligence requirements obtained by OPFOR patrols indicate that the enemy elements are establishing defensive positions. The OPFOR element has automatic and antiarmor weapons and light mortars.

STANDARD: The OPFOR element disrupts and delays the enemy's defensive preparations. 1. Locates and penetrates the enemy's security system. 2. Forces the enemy to delay defensive preparations. 3. Disrupts the enemy's obstacle preparations.

TASK: Surrender to the Capturing Unit on the Battlefield (5-OPFOR-0024)

CONDITION: The enemy has captured opposing forces (OPFOR) element's soldiers, documents, and equipment sensitive to the OPFOR tactical operations.

STANDARD: The OPFOR soldiers retain or destroy documents and equipment. The OPFOR element surrenders the documents and the equipment of no tactical use to the enemy and attempts to conceal or destroy items of tactical value. The OPFOR element attempts escape and evasion. 1. Prevents the successful capture of the documents and the equipment. 2. Destroys the documents and the equipment. 3. Removes identifying markings from the equipment. 4. Removes unit-identifying insignia. 5. Provides misleading information. 6. Plans an escape. 7. Delays movement to the nearest collection point. 8. Prevents safeguarding of the enemy prisoners of war (EPWs) in order to cause embarrassment to the United States (US).

TASK: Defeat Obstacles (5-OPFOR-0009)

CONDITION: The opposing forces (OPFOR) element encounters an obstacle that blocks the avenue of approach as it advances upon the enemy forces.

STANDARD: The OPFOR element bypasses or breaches the enemy obstacle. 1. Detects the obstacle before halting its main body. 2. Defeats the obstacle. a. Bypasses the obstacle without entering the engagement areas. b. Breaches the obstacle within 45 minutes and passes its entire force through the obstacle. 3. Does not incur degradation to the point that the mission must be discontinued.

TASK: Gather Intelligence (5-OPFOR-0011)

CONDITION: The opposing forces (OPFOR) small element, operating in the rear area, is planning attacks on enemy bases. Information is needed to complete the plans.

STANDARD: The OPFOR element infiltrates, gathers intelligence information, and submits its findings to the command. 1. Identifies all priority intelligence requirements (PIR) and other intelligence requirements. 2. Passes through any outpost, defensive wire, or warning devices undetected. 3. Moves to an observation point that offers cover and concealment and is clear enough to gather PIR and other intelligence requirements. 4. Gathers all PIR and other intelligence requirements. 5. Withdraws from the area undetected. 6. Reports all information to the OPFOR headquarters (HQ).

TASK: Disrupt Movement (5-OPFOR-0014)

CONDITION: The enemy is expected to move through the opposing forces (OPFOR) element's area of operations. The OPFOR element has received an operation order (OPORD) or fragmentary order (FRAGO) to disrupt enemy movement. The enemy has the capability to defend with direct fire and antiarmor weapons.

STANDARD: The OPFOR element delays enemy movement. 1. Delays the element. 2. Forces the element to deviate from its route. 3. Prevents the element from reaching its destination. 4. Surprises the element's main body.

TASK: Disrupt a Net Control Station (NCS) (5-OPFOR-0019)

CONDITION: The enemy has established a NCS. The opposing forces (OPFOR) element has radio and jamming equipment.

STANDARD: The OPFOR element attempts to disrupt an NCS. 1. Attempts to locate the radio frequency that the unit is operating on. 2. Attempts to enter the radio net. 3. Attempts to issue "bogus" orders to a unit on the net. 4. Jams the radio frequency and forces the unit to go to an alternate frequency.

TASK: Disrupt a Route Reconnaissance (5-OPFOR-0021)

CONDITION: The enemy is conducting a route reconnaissance. The opposing forces (OPFOR) element is positioned along the enemy's route.

STANDARD: The OPFOR element attempts to disrupt a squad/section conducting a route reconnaissance. 1. Prevents the unit from meeting its specified time schedule. 2. Forces the unit to deviate from its specified route. 3. Prevents the unit from reaching its assigned destination. 4. Surprises the squad/section. 5. Inflicts casualties on the unit.

TASK: Conduct a Raid (5-OPFOR-0004)

CONDITION: The opposing forces (OPFOR) element has occupied an objective rally point and has orders to conduct a raid on a combat service support (CSS) base.

STANDARD: The OPFOR element infiltrates the enemy's base and destroys all of the targets. 1. Surprises the enemy forces. 2. Assaults the support base and accomplishes the assigned tasks. 3. Destroys the specified equipment and supplies. 4. Avoids being decisively engaged. 5. Withdraws all personnel from the objective areas within the time prescribed. 6. Obtains all priority intelligence requirements (PIR) from the raid site. 7. Sustains only light casualties from enemy fire.

TASK: Conduct an Attack (5-OPFOR-0008)

CONDITION: The enemy is conducting tactical operations. The opposing forces (OPFOR) element receives orders to attack the enemy, the area of occupation, or the main supply route (MSR) with smoke.

STANDARD: The OPFOR element disrupts the enemy's movement and smoke operations. 1. Determines the delivery method of the smoke attack. 2. Locates the target. 3. Delivers the smoke attack downwind. 4. Attacks the enemy with smoke, and surge attacks when the enemy responds to the smoke.

TASK: Disrupt Construction of Vehicle Fighting Positions (5-OPFOR-0020)

CONDITION: The opposing forces (OPFOR) element has located the enemy. The priority intelligence requirements (PIR) and other intelligence obtained by OPFOR patrols indicate the enemy is constructing vehicle fighting positions within its defensive area. The OPFOR element has automatic and antiarmor weapons and light mortars.

STANDARD: The OPFOR element attempts to disrupt the enemy's efforts to establish vehicle fighting positions. 1. Locates the defensive area. 2. Surprises the main body. 3. Penetrates the defensive area with squad-size probes. 4. Inflicts casualties on the unit. 5. Destroys vehicles. 6. Disrupts the unit's preparations (prevents or delays beyond the unit's allotted time).

TASK: Disrupt an Engineer Reconnaissance (5-OPFOR-0022)

CONDITION: The enemy is conducting an engineer reconnaissance. The opposing forces (OPFOR) element is positioned along the enemy's route.

STANDARD: The OPFOR element disrupts an engineer reconnaissance. 1. Prevents the unit from meeting its specified time schedule. 2. Forces the unit to deviate from its specified route. 3. Prevents the unit from accomplishing its assigned engineer reconnaissance. 4. Surprises the unit conducting the reconnaissance.

TASK: Conduct an Aerial Reconnaissance (5-OPFOR-0010)

CONDITION: The opposing forces (OPFOR) headquarters (HQ) element requires intelligence on the locations and identification of the enemy elements. Aircraft is dispatched to take photographs and make a visual inspection of the enemy rear area.

STANDARD: The OPFOR element gathers photograph intelligence of the enemy. 1. Photographs the assigned sectors. 2. Makes quick visual checks where the ceiling is low. 3. Locates enemy positions in the area, particularly support and storage bases, and command and control (C2) facilities. 4. Sustains no loss of aircraft. 5. Reports priority intelligence requirements (PIR) and other information requirements to the OPFOR HQ.

TASK: Conduct Terrorist and Saboteur Attacks (5-OPFOR-0005)

CONDITION: The opposing forces (OPFOR) element dispatches small teams into the enemy's rear area to disrupt combat service support (CSS) operations.

STANDARD: The enemy sustains disrupted command and control (C2), destroyed equipment and supplies, and light casualties. 1. Locates rear support bases and C2 facilities. 2. Delays and disrupts CSS operations through probes. 3. Infiltrates CSS bases to conduct sabotage and terrorist activities. 4. Inflicts light casualties. 5. Destroys supplies and equipment.

TASK: Disrupt Quartering Party Operations (5-OPFOR-0017)

CONDITION: The enemy is conducting quartering party operations. It has established an assembly area (AA) but has not moved in the main body.

STANDARD: The opposing forces (OPFOR) element attempts to disrupt quartering party operations and infiltrate the enemy's AA. 1. Locates the quartering party and the AA. 2. Surprises the main body. 3. Penetrates the AA with squad-size probes. 4. Inflicts personnel casualties and vehicle damage. 5. Disrupts the unit's preparations (prevents or delays beyond the unit's allotted time).

TASK: Disrupt Enemy Movement and Operations Using Tactical Nuclear Weapons (5-OPFOR-0016)

CONDITION: The opposing forces (OPFOR) element has located the enemy. Priority intelligence requirements (PIR) and other intelligence requirements have been obtained by OPFOR patrols. Tactical nuclear weapons are employed against key locations in the rear area.

STANDARD: The OPFOR element disrupts enemy movement and operations. 1. Disrupts or delays the movement of the enemy's equipment and supplies to the forward areas. 2. Destroys enemy equipment and supplies. 3. Inflicts a high rate of nuclear casualties among the enemy forces. 4. Denies the enemy the use of specified areas. 5. Contaminates the enemy's equipment and supplies.

TASK: Disrupt Enemy Movement and Operations Using Persistent and Nonpersistent Chemical Weapons (5-OPFOR-0015)

CONDITION: The opposing forces (OPFOR) element has located the enemy. Priority intelligence requirements (PIR) and other intelligence requirements have been obtained by OPFOR patrols. The OPFOR units deliver chemical agents, by means of conventional artillery weapons or aircraft, along selected supply routes and key bases in the rear area.

STANDARD: The OPFOR element disrupts enemy movement and operations using persistent and nonpersistent chemical weapons. 1. Delivers chemical agents in low and densely wooded areas. 2. Delays the movement of enemy supplies and equipment to the forward areas. 3. Restricts the movement of the enemy units in the rear area. 4. Channels the movement of enemy units into predesignated ambush areas. 5. Contaminates enemy supplies and equipment. 6. Inflicts a high rate of casualties on enemy forces.

TASK: Counter Passage of Lines (5-OPFOR-0012)

CONDITION: Enemy forces are in defensive positions, but they are expected to attempt passage-of-lines operations. The opposing forces (OPFOR) received orders to disrupt enemy passage-of-lines operations.

STANDARD: The OPFOR element delays or prevents enemy passage of lines. 1. Delays the passage. 2. Prevents the company from moving all personnel through the stationary unit. 3. Engages the main body of either the moving or the stationary unit.

TASK: Conduct Air Attacks (5-OPFOR-0002)

CONDITION: The opposing forces (OPFOR) element in the rear area has forwarded the positions of the enemy support sites or the locations of moving elements. The OPFOR aircraft have been dispatched to attack enemy installations or convoys.

STANDARD: The OPFOR element attempts to delay, disrupt, or damage the enemy targets by air. 1. Locates the target (support sites or convoys). 2. Makes attack runs on the designated targets. 3. Inflicts heavy damage to the selected target. 4. Sustains no loss of aircraft. 5. Delays moving the force for more than one hour.

TASK: Defend a Minefield (5-OPFOR-0023)

CONDITION: The enemy is conducting a minefield sweeping operation. The opposing forces (OPFOR) element has a minefield placed in the enemy's path. The minefield is under constant observation and fire.

STANDARD: The OPFOR element defends a minefield against an enemy element conducting a minefield sweeping operation. 1. Prevents the unit from detecting the obstacle. 2. Disrupts the minefield sweeping operation. 3. Prevents the unit from conducting the minefield sweeping operation, prevents the unit from moving all personnel through the breach, or delays the completion of the minefield sweeping operation for more than 45 minutes.

TASK: Attack (5-OPFOR-0001)

CONDITION: The opposing forces (OPFOR) element has located the enemy. The priority intelligence requirements (PIR) and the other intelligence requirements have been obtained by OPFOR patrols. The OPFOR element has automatic and antiarmor weapons and light mortars.

STANDARD: The OPFOR element attempts to seize the terrain, the vehicles, or the equipment. 1. Develops an attack plan. 2. Surprises the enemy unit's main body. 3. Initiates the attack using a scheme of maneuver that exploits the enemy's flanks, gaps, and weaknesses. 4. Uses covered and concealed routes to approach the enemy forces' flanks, gaps, or weakly held areas. 5. Employs indirect fire to support the attack. 6. Penetrates enemy defenses. 7. Destroys the equipment and the supplies. 8. Inflicts heavy casualties. 9. Isolates the combat service support (CSS) base by blocking the reinforcements. 10. Forces the enemy units to displace. 11. Avoids being fixed in one position. 12. Withdraws before the CSS base is reinforced with tactical combat forces.

TASK: Disrupt Assembly Area (AA) Activities (5-OPFOR-0013)

CONDITION: Intelligence reports indicate that platoon- and company-size enemy units are operating in the opposing forces (OPFOR) area of operations. Enemy units can defend from AAs with direct fire, antiarmor weapons, and indirect fire. The enemy has close air support (CAS) and nuclear, biological, and chemical (NBC) capabilities.

STANDARD: The OPFOR element locates and disrupts the enemy's AA activities. 1. Locates the element's AA. 2. Probes the AA with squad- or team-size elements. 3. Inflicts more than 5 percent casualties on the element. 4. Disrupts the element's preparations (prevents or delays beyond the element's allotted time).

ELEMENTS: Two General Construction Platoons
Six General Construction Squads

TASK: Disable a Bridge with Explosives (05-3-0202)
(FM 5-250) (FM 5-34) (TM 9-1300-214)
(TM 9-1375-213-12)

ITERATION: 1 2 3 4 5 M (Circle)

COMMANDER/LEADER ASSESSMENT: T P U (Circle)

CONDITIONS: The element is ordered to execute a preliminary (as opposed to reserve) bridge demolition. A target reconnaissance has been conducted and Department of the Army (DA) Form 2203-R and/or a target folder is available. The gap is at least 25 meters wide. Digital units have performed functionality checks, and systems are operational. Some iterations of this task should be performed in MOPP4.

TASK STANDARDS: The element prepares the bridge for demolition within plus 25 percent of the time estimated in the reconnaissance report. On order, the element executes the demolition of the bridge to block or delay the enemy. The obstacle stops or delays all enemy wheeled and tracked vehicles. Digital units submit reports, obstacle locations, and the appropriate DA forms according to the unit's tactical standing operating procedure (TACSOP), mission dictating. Reports are sent and received using frequency-modulated (FM) or digital means. The time required to perform this task is increased when conducting it in mission-oriented protection posture (MOPP) 4.

TASK STEPS AND PERFORMANCE MEASURES	GO	NO-GO
<p>* 1. The element leader obtains the following technical information from the reconnaissance report:</p> <ul style="list-style-type: none"> a. Sketches of the target showing how and where to place the charges. b. The quantities and type of explosives required for each charge and the total mission. c. A sketch of the firing points. d. Estimates of the time, labor, and equipment requirements for the demolition mission. <p>2. The element draws explosives and any additional tools or equipment according to the reconnaissance report.</p> <p>NOTE: If possible, place the caps in a closed metal can and carry them separate from the explosives in the rear of the vehicle.</p> <p>* 3. The element leader issues orders to the element detailing each soldier's job using the five-paragraph field order format and covers site security as well as noise and light discipline.</p> <p>NOTE: Digital units produce orders and reports and update the situational awareness (SA) through the Force XXI Battle Command Brigade and Below (FBCB2) System or the Maneuver Control System (MCS) according to the unit's standing operating procedure (SOP).</p> <p>4. The element moves to the bridge location.</p> <p>5. The crew assembles and places the charges.</p> <ul style="list-style-type: none"> a. Assembled the charges in the rear area when possible to minimize the time spent on the bridge. b. Placed the correctly sized charges on the members to be cut according to the information contained in the reconnaissance report. 		

TASK STEPS AND PERFORMANCE MEASURES	GO	NO-GO
<p>6. The element lays the ring mains. NOTE: Line mains can be used instead of ring mains, except on reserve targets. a. Tied in the branch lines with demolition knots or J-hooks. NOTE: J-hooks are used in conjunction with modernized demolition initiator (MDI) systems. b. Ensured that the detonating-cord ring mains and branch lines had no sharp bends and did not cross over each other or themselves (except where connected by demolition knots or J-hooks).</p> <p>7. The element prepares the demolition to state 1 and advises higher headquarters (HQ) that they are ready to detonate the target. (In the event that permission is given to execute the target upon completion, the target is brought to state 2 and detonated.) NOTE: The element leader may hand over the target to a demolition firing party before firing. The hand-over procedures are as detailed as those found in the North Atlantic Treaty Organization (NATO) obstacle folder. See Field Manual (FM) 5-250.</p> <p>8. If the element fires the demolition, only one soldier (with a noncommissioned officer [NCO] supervising) connects the blasting caps to the ring mains. All remaining element members are a safe distance away. See FM 5-34 or FM 5-250.</p> <p>* 9. The element leader reports the intermediate status, completion, and demolition results to higher HQ. Digital units populate the Army Battle Command System (ABCS) according to the unit's TACSOP. a. Improved the obstacle by laying mines on enemy-side approaches and possible bypass or bridge sites. b. Recorded the mines on DA Form 1355.</p>		

TASK PERFORMANCE / EVALUATION SUMMARY BLOCK							
ITERATION	1	2	3	4	5	M	TOTAL
TOTAL TASK STEPS EVALUATED							
TOTAL TASK STEPS "GO"							
TRAINING STATUS "GO"/"NO-GO"							

"*" indicates a leader task step.

SUPPORTING INDIVIDUAL TASKS

Task Number	Task Title	References
052-193-2014	Determine the Safe Distance When Firing Explosives	STP 5-12B24-SM-TG
052-193-2016	Place Steel-Cutting Charges	STP 5-62G13-SM-TG STP 5-12B24-SM-TG
052-193-3024	Calculate Breaching Charges	STP 5-62G13-SM-TG STP 5-12B24-SM-TG
052-193-3070	Calculate Concrete-Stripping Charges	STP 5-62G13-SM-TG STP 5-12B24-SM-TG
052-193-3071	Determine Method of Bridge Attack	STP 5-62G13-SM-TG STP 5-12B24-SM-TG
052-256-3034	Organize Jobsite Security	STP 5-62N34-SM-TG

SUPPORTING COLLECTIVE TASKS

Task Number	Task Title	References
05-2-0314	Integrate Obstacles Into Direct- and Indirect-Fire Plans	ARTEP 5-053-35-MTP ARTEP 5-113-35-MTP ARTEP 5-335-65-MTP ARTEP 5-337-35-MTP ARTEP 5-435-67-MTP ARTEP 5-437-36-MTP ARTEP 5-437-38-MTP
05-2-7008	Prepare an Operation Order (OPORD) (Company/Platoon)	ARTEP 5-026-34-MTP ARTEP 5-027-10-MTP ARTEP 5-027-35-MTP ARTEP 5-053-11-MTP ARTEP 5-053-12-MTP ARTEP 5-053-35-MTP ARTEP 5-063-10-MTP ARTEP 5-063-11-MTP ARTEP 5-063-35-MTP ARTEP 5-113-11-MTP ARTEP 5-113-12-MTP ARTEP 5-113-35-MTP ARTEP 5-145-12-MTP ARTEP 5-145-32-MTP ARTEP 5-156-34-MTP ARTEP 5-157-10-MTP ARTEP 5-157-35-MTP ARTEP 5-216-34-MTP ARTEP 5-217-10-MTP ARTEP 5-217-35-MTP ARTEP 5-335-60-MTP ARTEP 5-335-65-MTP ARTEP 5-335-70-MTP ARTEP 5-336-34-MTP ARTEP 5-337-10-MTP ARTEP 5-337-35-MTP ARTEP 5-413-35-MTP ARTEP 5-416-14-MTP ARTEP 5-416-34-MTP ARTEP 5-417-13-MTP ARTEP 5-423-11-MTP ARTEP 5-423-35-MTP ARTEP 5-424-35-MTP ARTEP 5-426-34-MTP ARTEP 5-427-10-MTP ARTEP 5-427-35-MTP ARTEP 5-434-35-MTP ARTEP 5-436-35-MTP ARTEP 5-436-37-MTP ARTEP 5-437-10-MTP ARTEP 5-437-11-MTP ARTEP 5-437-36-MTP

SUPPORTING COLLECTIVE TASKS

Task Number	Task Title	References
		ARTEP 5-437-38-MTP
		ARTEP 5-446-34-MTP
		ARTEP 5-446-36-MTP
		ARTEP 5-447-10-MTP
		ARTEP 5-447-11-MTP
		ARTEP 5-447-35-MTP
		ARTEP 5-447-37-MTP
		ARTEP 5-463-10-MTP
		ARTEP 5-463-12-MTP
		ARTEP 5-463-15-MTP
		ARTEP 5-463-17-MTP
		ARTEP 5-463-35-MTP
		ARTEP 5-463-36-MTP
		ARTEP 5-473-35-MTP
		ARTEP 5-500-66-MTP
		ARTEP 5-520-10-MTP
		ARTEP 5-520-12-MTP
		ARTEP 5-520-14-MTP
		ARTEP 5-530-14-MTP
		ARTEP 5-530-16-MTP
		ARTEP 5-603-35-MTP
		ARTEP 5-605-66-MTP
		ARTEP 5-607-35-MTP
		ARTEP 5-608-35-MTP
		ARTEP 5-616-34-MTP
		ARTEP 5-617-10-MTP
		ARTEP 5-617-11-MTP
		ARTEP 5-617-35-MTP

OPFOR TASKS AND STANDARDS

TASK: Conduct Sniper Operations (5-OPFOR-0006)

CONDITION: The opposing forces (OPFOR) element has assigned snipers (regular or irregular elements) in the enemy's rear area along the main supply route (MSR) and near support sites.

STANDARD: The OPFOR element kills or wounds targets. 1. Sets up a well-concealed location. 2. Engages vehicle drivers or personnel on foot with short bursts of semiautomatic fire. 3. Kills or wounds selected targets. 4. Prevents the position from being discovered by enemy forces. 5. Evacuates the area without being spotted. 6. Reports all specified priority intelligence requirements (PIR) and other intelligence requirements to the OPFOR headquarters (HQ).

TASK: Disrupt Defensive Preparations (5-OPFOR-0018)

CONDITION: The opposing forces (OPFOR) element has located the enemy. Priority intelligence requirements (PIR) and other intelligence requirements obtained by OPFOR patrols indicate that the enemy elements are establishing defensive positions. The OPFOR element has automatic and antiarmor weapons and light mortars.

STANDARD: The OPFOR element disrupts and delays the enemy's defensive preparations. 1. Locates and penetrates the enemy's security system. 2. Forces the enemy to delay defensive preparations. 3. Disrupts the enemy's obstacle preparations.

TASK: Surrender to the Capturing Unit on the Battlefield (5-OPFOR-0024)

CONDITION: The enemy has captured opposing forces (OPFOR) element's soldiers, documents, and equipment sensitive to the OPFOR tactical operations.

STANDARD: The OPFOR soldiers retain or destroy documents and equipment. The OPFOR element surrenders the documents and the equipment of no tactical use to the enemy and attempts to conceal or destroy items of tactical value. The OPFOR element attempts escape and evasion. 1. Prevents the successful capture of the documents and the equipment. 2. Destroys the documents and the equipment. 3. Removes identifying markings from the equipment. 4. Removes unit-identifying insignia. 5. Provides misleading information. 6. Plans an escape. 7. Delays movement to the nearest collection point. 8. Prevents safeguarding of the enemy prisoners of war (EPWs) in order to cause embarrassment to the United States (US).

TASK: Conduct an Attack (5-OPFOR-0008)

CONDITION: The enemy is conducting tactical operations. The opposing forces (OPFOR) element receives orders to attack the enemy, the area of occupation, or the main supply route (MSR) with smoke.

STANDARD: The OPFOR element disrupts the enemy's movement and smoke operations. 1. Determines the delivery method of the smoke attack. 2. Locates the target. 3. Delivers the smoke attack downwind. 4. Attacks the enemy with smoke, and surge attacks when the enemy responds to the smoke.

TASK: Disrupt a Net Control Station (NCS) (5-OPFOR-0019)

CONDITION: The enemy has established a NCS. The opposing forces (OPFOR) element has radio and jamming equipment.

STANDARD: The OPFOR element attempts to disrupt an NCS. 1. Attempts to locate the radio frequency that the unit is operating on. 2. Attempts to enter the radio net. 3. Attempts to issue "bogus" orders to a unit on the net. 4. Jams the radio frequency and forces the unit to go to an alternate frequency.

TASK: Disrupt Construction of Vehicle Fighting Positions (5-OPFOR-0020)

CONDITION: The opposing forces (OPFOR) element has located the enemy. The priority intelligence requirements (PIR) and other intelligence obtained by OPFOR patrols indicate the enemy is constructing vehicle fighting positions within its defensive area. The OPFOR element has automatic and antiarmor weapons and light mortars.

STANDARD: The OPFOR element attempts to disrupt the enemy's efforts to establish vehicle fighting positions. 1. Locates the defensive area. 2. Surprises the main body. 3. Penetrates the defensive area with squad-size probes. 4. Inflicts casualties on the unit. 5. Destroys vehicles. 6. Disrupts the unit's preparations (prevents or delays beyond the unit's allotted time).

TASK: Defeat Obstacles (5-OPFOR-0009)

CONDITION: The opposing forces (OPFOR) element encounters an obstacle that blocks the avenue of approach as it advances upon the enemy forces.

STANDARD: The OPFOR element bypasses or breaches the enemy obstacle. 1. Detects the obstacle before halting its main body. 2. Defeats the obstacle. a. Bypasses the obstacle without entering the engagement areas. b. Breaches the obstacle within 45 minutes and passes its entire force through the obstacle. 3. Does not incur degradation to the point that the mission must be discontinued.

TASK: Disrupt an Engineer Reconnaissance (5-OPFOR-0022)

CONDITION: The enemy is conducting an engineer reconnaissance. The opposing forces (OPFOR) element is positioned along the enemy's route.

STANDARD: The OPFOR element disrupts an engineer reconnaissance. 1. Prevents the unit from meeting its specified time schedule. 2. Forces the unit to deviate from its specified route. 3. Prevents the unit from accomplishing its assigned engineer reconnaissance. 4. Surprises the unit conducting the reconnaissance.

TASK: Conduct an Ambush (5-OPFOR-0007)

CONDITION: The enemy is moving in a convoy. The opposing forces (OPFOR) element is positioned along the enemy's route.

STANDARD: The OPFOR element inflicts casualties on the enemy and causes vehicle and equipment damage. 1. Prepares an ambush site before the element arrives. 2. Surprises march element forces. 3. Inflicts heavy casualties within the designated kill zone. 4. Inflicts heavy damage to the vehicles and the equipment within the designated kill zone. 5. Delays the march element from reaching a specified destination for a specified period of time. 6. Withdraws on order. 7. Sustains no casualties. 8. Reports actions to superiors.

TASK: Conduct an Aerial Reconnaissance (5-OPFOR-0010)

CONDITION: The opposing forces (OPFOR) headquarters (HQ) element requires intelligence on the locations and identification of the enemy elements. Aircraft is dispatched to take photographs and make a visual inspection of the enemy rear area.

STANDARD: The OPFOR element gathers photograph intelligence of the enemy. 1. Photographs the assigned sectors. 2. Makes quick visual checks where the ceiling is low. 3. Locates enemy positions in the area, particularly support and storage bases, and command and control (C2) facilities. 4. Sustains no loss of aircraft. 5. Reports priority intelligence requirements (PIR) and other information requirements to the OPFOR HQ.

TASK: Conduct Terrorist and Saboteur Attacks (5-OPFOR-0005)

CONDITION: The opposing forces (OPFOR) element dispatches small teams into the enemy's rear area to disrupt combat service support (CSS) operations.

STANDARD: The enemy sustains disrupted command and control (C2), destroyed equipment and supplies, and light casualties. 1. Locates rear support bases and C2 facilities. 2. Delays and disrupts CSS operations through probes. 3. Infiltrates CSS bases to conduct sabotage and terrorist activities. 4. Inflicts light casualties. 5. Destroys supplies and equipment.

TASK: Disrupt a Route Reconnaissance (5-OPFOR-0021)

CONDITION: The enemy is conducting a route reconnaissance. The opposing forces (OPFOR) element is positioned along the enemy's route.

STANDARD: The OPFOR element attempts to disrupt a squad/section conducting a route reconnaissance. 1. Prevents the unit from meeting its specified time schedule. 2. Forces the unit to deviate from its specified route. 3. Prevents the unit from reaching its assigned destination. 4. Surprises the squad/section. 5. Inflicts casualties on the unit.

TASK: Conduct a Raid (5-OPFOR-0004)

CONDITION: The opposing forces (OPFOR) element has occupied an objective rally point and has orders to conduct a raid on a combat service support (CSS) base.

STANDARD: The OPFOR element infiltrates the enemy's base and destroys all of the targets. 1. Surprises the enemy forces. 2. Assaults the support base and accomplishes the assigned tasks. 3. Destroys the specified equipment and supplies. 4. Avoids being decisively engaged. 5. Withdraws all personnel from the objective areas within the time prescribed. 6. Obtains all priority intelligence requirements (PIR) from the raid site. 7. Sustains only light casualties from enemy fire.

TASK: Disrupt Quartering Party Operations (5-OPFOR-0017)

CONDITION: The enemy is conducting quartering party operations. It has established an assembly area (AA) but has not moved in the main body.

STANDARD: The opposing forces (OPFOR) element attempts to disrupt quartering party operations and infiltrate the enemy's AA. 1. Locates the quartering party and the AA. 2. Surprises the main body. 3. Penetrates the AA with squad-size probes. 4. Inflicts personnel casualties and vehicle damage. 5. Disrupts the unit's preparations (prevents or delays beyond the unit's allotted time).

TASK: Disrupt Enemy Movement and Operations Using Tactical Nuclear Weapons (5-OPFOR-0016)

CONDITION: The opposing forces (OPFOR) element has located the enemy. Priority intelligence requirements (PIR) and other intelligence requirements have been obtained by OPFOR patrols. Tactical nuclear weapons are employed against key locations in the rear area.

STANDARD: The OPFOR element disrupts enemy movement and operations. 1. Disrupts or delays the movement of the enemy's equipment and supplies to the forward areas. 2. Destroys enemy equipment and supplies. 3. Inflicts a high rate of nuclear casualties among the enemy forces. 4. Denies the enemy the use of specified areas. 5. Contaminates the enemy's equipment and supplies.

TASK: Disrupt Enemy Movement and Operations Using Persistent and Nonpersistent Chemical Weapons (5-OPFOR-0015)

CONDITION: The opposing forces (OPFOR) element has located the enemy. Priority intelligence requirements (PIR) and other intelligence requirements have been obtained by OPFOR patrols. The OPFOR units deliver chemical agents, by means of conventional artillery weapons or aircraft, along selected supply routes and key bases in the rear area.

STANDARD: The OPFOR element disrupts enemy movement and operations using persistent and nonpersistent chemical weapons. 1. Delivers chemical agents in low and densely wooded areas. 2. Delays the movement of enemy supplies and equipment to the forward areas. 3. Restricts the movement of the enemy units in the rear area. 4. Channels the movement of enemy units into predesignated ambush areas. 5. Contaminates enemy supplies and equipment. 6. Inflicts a high rate of casualties on enemy forces.

TASK: Counter Passage of Lines (5-OPFOR-0012)

CONDITION: Enemy forces are in defensive positions, but they are expected to attempt passage-of-lines operations. The opposing forces (OPFOR) received orders to disrupt enemy passage-of-lines operations.

STANDARD: The OPFOR element delays or prevents enemy passage of lines. 1. Delays the passage. 2. Prevents the company from moving all personnel through the stationary unit. 3. Engages the main body of either the moving or the stationary unit.

TASK: Disrupt Movement (5-OPFOR-0014)

CONDITION: The enemy is expected to move through the opposing forces (OPFOR) element's area of operations. The OPFOR element has received an operation order (OPORD) or fragmentary order (FRAGO) to disrupt enemy movement. The enemy has the capability to defend with direct fire and antiarmor weapons.

STANDARD: The OPFOR element delays enemy movement. 1. Delays the element. 2. Forces the element to deviate from its route. 3. Prevents the element from reaching its destination. 4. Surprises the element's main body.

TASK: Conduct Air Attacks (5-OPFOR-0002)

CONDITION: The opposing forces (OPFOR) element in the rear area has forwarded the positions of the enemy support sites or the locations of moving elements. The OPFOR aircraft have been dispatched to attack enemy installations or convoys.

STANDARD: The OPFOR element attempts to delay, disrupt, or damage the enemy targets by air. 1. Locates the target (support sites or convoys). 2. Makes attack runs on the designated targets. 3. Inflicts heavy damage to the selected target. 4. Sustains no loss of aircraft. 5. Delays moving the force for more than one hour.

TASK: Defend a Minefield (5-OPFOR-0023)

CONDITION: The enemy is conducting a minefield sweeping operation. The opposing forces (OPFOR) element has a minefield placed in the enemy's path. The minefield is under constant observation and fire.

STANDARD: The OPFOR element defends a minefield against an enemy element conducting a minefield sweeping operation. 1. Prevents the unit from detecting the obstacle. 2. Disrupts the minefield sweeping operation. 3. Prevents the unit from conducting the minefield sweeping operation, prevents the unit from moving all personnel through the breach, or delays the completion of the minefield sweeping operation for more than 45 minutes.

TASK: Attack (5-OPFOR-0001)

CONDITION: The opposing forces (OPFOR) element has located the enemy. The priority intelligence requirements (PIR) and the other intelligence requirements have been obtained by OPFOR patrols. The OPFOR element has automatic and antiarmor weapons and light mortars.

STANDARD: The OPFOR element attempts to seize the terrain, the vehicles, or the equipment. 1. Develops an attack plan. 2. Surprises the enemy unit's main body. 3. Initiates the attack using a scheme of maneuver that exploits the enemy's flanks, gaps, and weaknesses. 4. Uses covered and concealed routes to approach the enemy forces' flanks, gaps, or weakly held areas. 5. Employs indirect fire to support the attack. 6. Penetrates enemy defenses. 7. Destroys the equipment and the supplies. 8. Inflicts heavy casualties. 9. Isolates the combat service support (CSS) base by blocking the reinforcements. 10. Forces the enemy units to displace. 11. Avoids being fixed in one position. 12. Withdraws before the CSS base is reinforced with tactical combat forces.

TASK: Disrupt Assembly Area (AA) Activities (5-OPFOR-0013)

CONDITION: Intelligence reports indicate that platoon- and company-size enemy units are operating in the opposing forces (OPFOR) area of operations. Enemy units can defend from AAs with direct fire, antiarmor weapons, and indirect fire. The enemy has close air support (CAS) and nuclear, biological, and chemical (NBC) capabilities.

STANDARD: The OPFOR element locates and disrupts the enemy's AA activities. 1. Locates the element's AA. 2. Probes the AA with squad- or team-size elements. 3. Inflicts more than 5 percent casualties on the element. 4. Disrupts the element's preparations (prevents or delays beyond the element's allotted time).

TASK: Maintain Contact (5-OPFOR-0003)

CONDITION: The opposing forces (OPFOR) element is engaged with enemy base-defense forces. The enemy forces are withdrawing under pressure.

STANDARD: The OPFOR element maintains enemy contact while the enemy withdraws. 1. Engages the enemy forces decisively. 2. Advances the OPFOR as the enemy forces withdraw. 3. Inflicts heavy casualties. 4. Captures the members of the enemy force. 5. Captures documents and equipment. 6. Safeguards the captured documents, the equipment, and the personnel.

ELEMENTS: Two General Construction Platoons
Six General Construction Squads

TASK: Clear Obstacles Using Demolitions (05-3-0209)
(FM 5-250) (FM 5-34) (FM 5-430-00-1)
(FM 5-430-00-2)

ITERATION: 1 2 3 4 5 (Circle)

COMMANDER/LEADER ASSESSMENT: T P U (Circle)

CONDITIONS: The platoon is conducting clearing and grubbing operations. It has table(s) of organization and equipment (TOE) equipment and personnel. Military demolitions are available, as required. Digital units have performed functionality checks, and systems are operational. This task should not be trained in MOPP4.

TASK STANDARDS: The platoon uses demolitions to successfully clear obstacles that cannot be taken out by mechanical methods (dozers and cranes). Digital units send and receive reports using frequency modulated (FM) or digital means.

TASK STEPS AND PERFORMANCE MEASURES	GO	NO-GO
<ul style="list-style-type: none"> * 1. The platoon leader conducts troop-leading procedures. * 2. The platoon leader or the platoon sergeant (PSG) plans the operation. <ul style="list-style-type: none"> a. Reconnoitered the site to determine the number of obstacles that must be cleared using demolitions. b. Calculated the amount of explosives required. c. Submitted the request for explosives to the battalion Supply Officer (US Army) (S4). d. Considered all demolition safety requirements. * 3. The platoon leader or the PSG establishes jobsite security. 4. The platoon clears the obstacles using demolitions. <ul style="list-style-type: none"> a. Determined the correct method for blasting. <ul style="list-style-type: none"> (1) For a tree stump, determined the pattern of the tree roots to calculate the placement of the explosives. (2) For boulders, used either the mudcap, blockhole, or snakeholing method. b. Calculated the required explosives for each individual obstacle. <ul style="list-style-type: none"> (1) For dead stumps, used 1 pound per foot of diameter. (2) For live stumps, used 2 pounds per foot of diameter. c. Drilled holes for the explosive charges. d. Ensured that explosives were command-detonated. * 5. The platoon leader or the PSG detonates all explosive charges. <ul style="list-style-type: none"> a. Ensured that all safety precautions were followed. b. Ensured that no personnel or equipment would be affected by debris. 6. The platoon removes site debris blown free by the explosives. 7. The platoon backfills any holes or craters made by the explosives. * 8. The platoon leader or the PSG submits status reports to higher headquarters (HQ) according to the unit's standing operating procedure (SOP). 		

TASK PERFORMANCE / EVALUATION SUMMARY BLOCK							
ITERATION	1	2	3	4	5		TOTAL
TOTAL TASK STEPS EVALUATED							
TOTAL TASK STEPS "GO"							
TRAINING STATUS "GO"/"NO-GO"							

"**" indicates a leader task step.

SUPPORTING INDIVIDUAL TASKS

Task Number	Task Title	References
052-192-3060	Conduct a Breach of a Minefield	STP 5-12B24-SM-TG STP 5-62G13-SM-TG
052-193-2030	Clear Misfires	STP 5-12B24-SM-TG STP 5-62G13-SM-TG
052-193-3022	Calculate Timber-Cutting Charges	STP 5-12B24-SM-TG STP 5-51H34-SM-TG
052-193-3023	Calculate Steel-Cutting Charges	STP 5-62G13-SM-TG STP 5-12B24-SM-TG
052-193-3024	Calculate Breaching Charges	STP 5-62G13-SM-TG STP 5-12B24-SM-TG

SUPPORTING COLLECTIVE TASKS: NONE

OPFOR TASKS AND STANDARDS

TASK: Maintain Contact (5-OPFOR-0003)

CONDITION: The opposing forces (OPFOR) element is engaged with enemy base-defense forces. The enemy forces are withdrawing under pressure.

STANDARD: The OPFOR element maintains enemy contact while the enemy withdraws. 1. Engages the enemy forces decisively. 2. Advances the OPFOR as the enemy forces withdraw. 3. Inflicts heavy casualties. 4. Captures the members of the enemy force. 5. Captures documents and equipment. 6. Safeguards the captured documents, the equipment, and the personnel.

TASK: Conduct an Ambush (5-OPFOR-0007)

CONDITION: The enemy is moving in a convoy. The opposing forces (OPFOR) element is positioned along the enemy's route.

STANDARD: The OPFOR element inflicts casualties on the enemy and causes vehicle and equipment damage. 1. Prepares an ambush site before the element arrives. 2. Surprises march element forces. 3. Inflicts heavy casualties within the designated kill zone. 4. Inflicts heavy damage to the vehicles and the equipment within the designated kill zone. 5. Delays the march element from reaching a specified destination for a specified period of time. 6. Withdraws on order. 7. Sustains no casualties. 8. Reports actions to superiors.

TASK: Gather Intelligence (5-OPFOR-0011)

CONDITION: The opposing forces (OPFOR) small element, operating in the rear area, is planning attacks on enemy bases. Information is needed to complete the plans.

STANDARD: The OPFOR element infiltrates, gathers intelligence information, and submits its findings to the command. 1. Identifies all priority intelligence requirements (PIR) and other intelligence requirements. 2. Passes through any outpost, defensive wire, or warning devices undetected. 3. Moves to an observation point that offers cover and concealment and is clear enough to gather PIR and other intelligence requirements. 4. Gathers all PIR and other intelligence requirements. 5. Withdraws from the area undetected. 6. Reports all information to the OPFOR headquarters (HQ).

TASK: Disrupt Movement (5-OPFOR-0014)

CONDITION: The enemy is expected to move through the opposing forces (OPFOR) element's area of operations. The OPFOR element has received an operation order (OPORD) or fragmentary order (FRAGO) to disrupt enemy movement. The enemy has the capability to defend with direct fire and antiarmor weapons.

STANDARD: The OPFOR element delays enemy movement. 1. Delays the element. 2. Forces the element to deviate from its route. 3. Prevents the element from reaching its destination. 4. Surprises the element's main body.

TASK: Disrupt a Net Control Station (NCS) (5-OPFOR-0019)

CONDITION: The enemy has established a NCS. The opposing forces (OPFOR) element has radio and jamming equipment.

STANDARD: The OPFOR element attempts to disrupt an NCS. 1. Attempts to locate the radio frequency that the unit is operating on. 2. Attempts to enter the radio net. 3. Attempts to issue "bogus" orders to a unit on the net. 4. Jams the radio frequency and forces the unit to go to an alternate frequency.

TASK: Conduct Sniper Operations (5-OPFOR-0006)

CONDITION: The opposing forces (OPFOR) element has assigned snipers (regular or irregular elements) in the enemy's rear area along the main supply route (MSR) and near support sites.

STANDARD: The OPFOR element kills or wounds targets. 1. Sets up a well-concealed location. 2. Engages vehicle drivers or personnel on foot with short bursts of semiautomatic fire. 3. Kills or wounds selected targets. 4. Prevents the position from being discovered by enemy forces. 5. Evacuates the area without being spotted. 6. Reports all specified priority intelligence requirements (PIR) and other intelligence requirements to the OPFOR headquarters (HQ).

TASK: Disrupt a Route Reconnaissance (5-OPFOR-0021)

CONDITION: The enemy is conducting a route reconnaissance. The opposing forces (OPFOR) element is positioned along the enemy's route.

STANDARD: The OPFOR element attempts to disrupt a squad/section conducting a route reconnaissance. 1. Prevents the unit from meeting its specified time schedule. 2. Forces the unit to deviate from its specified route. 3. Prevents the unit from reaching its assigned destination. 4. Surprises the squad/section. 5. Inflicts casualties on the unit.

TASK: Surrender to the Capturing Unit on the Battlefield (5-OPFOR-0024)

CONDITION: The enemy has captured opposing forces (OPFOR) element's soldiers, documents, and equipment sensitive to the OPFOR tactical operations.

STANDARD: The OPFOR soldiers retain or destroy documents and equipment. The OPFOR element surrenders the documents and the equipment of no tactical use to the enemy and attempts to conceal or destroy items of tactical value. The OPFOR element attempts escape and evasion. 1. Prevents the successful capture of the documents and the equipment. 2. Destroys the documents and the equipment. 3. Removes identifying markings from the equipment. 4. Removes unit-identifying insignia. 5. Provides misleading information. 6. Plans an escape. 7. Delays movement to the nearest collection point. 8. Prevents safeguarding of the enemy prisoners of war (EPWs) in order to cause embarrassment to the United States (US).

TASK: Conduct an Attack (5-OPFOR-0008)

CONDITION: The enemy is conducting tactical operations. The opposing forces (OPFOR) element receives orders to attack the enemy, the area of occupation, or the main supply route (MSR) with smoke.

STANDARD: The OPFOR element disrupts the enemy's movement and smoke operations. 1. Determines the delivery method of the smoke attack. 2. Locates the target. 3. Delivers the smoke attack downwind. 4. Attacks the enemy with smoke, and surge attacks when the enemy responds to the smoke.

TASK: Disrupt Construction of Vehicle Fighting Positions (5-OPFOR-0020)

CONDITION: The opposing forces (OPFOR) element has located the enemy. The priority intelligence requirements (PIR) and other intelligence obtained by OPFOR patrols indicate the enemy is constructing vehicle fighting positions within its defensive area. The OPFOR element has automatic and antiarmor weapons and light mortars.

STANDARD: The OPFOR element attempts to disrupt the enemy's efforts to establish vehicle fighting positions. 1. Locates the defensive area. 2. Surprises the main body. 3. Penetrates the defensive area with squad-size probes. 4. Inflicts casualties on the unit. 5. Destroys vehicles. 6. Disrupts the unit's preparations (prevents or delays beyond the unit's allotted time).

TASK: Defeat Obstacles (5-OPFOR-0009)

CONDITION: The opposing forces (OPFOR) element encounters an obstacle that blocks the avenue of approach as it advances upon the enemy forces.

STANDARD: The OPFOR element bypasses or breaches the enemy obstacle. 1. Detects the obstacle before halting its main body. 2. Defeats the obstacle. a. Bypasses the obstacle without entering the engagement areas. b. Breaches the obstacle within 45 minutes and passes its entire force through the obstacle. 3. Does not incur degradation to the point that the mission must be discontinued.

TASK: Disrupt an Engineer Reconnaissance (5-OPFOR-0022)

CONDITION: The enemy is conducting an engineer reconnaissance. The opposing forces (OPFOR) element is positioned along the enemy's route.

STANDARD: The OPFOR element disrupts an engineer reconnaissance. 1. Prevents the unit from meeting its specified time schedule. 2. Forces the unit to deviate from its specified route. 3. Prevents the unit from accomplishing its assigned engineer reconnaissance. 4. Surprises the unit conducting the reconnaissance.

TASK: Conduct an Aerial Reconnaissance (5-OPFOR-0010)

CONDITION: The opposing forces (OPFOR) headquarters (HQ) element requires intelligence on the locations and identification of the enemy elements. Aircraft is dispatched to take photographs and make a visual inspection of the enemy rear area.

STANDARD: The OPFOR element gathers photograph intelligence of the enemy. 1. Photographs the assigned sectors. 2. Makes quick visual checks where the ceiling is low. 3. Locates enemy positions in the area, particularly support and storage bases, and command and control (C2) facilities. 4. Sustains no loss of aircraft. 5. Reports priority intelligence requirements (PIR) and other information requirements to the OPFOR HQ.

TASK: Conduct Terrorist and Saboteur Attacks (5-OPFOR-0005)

CONDITION: The opposing forces (OPFOR) element dispatches small teams into the enemy's rear area to disrupt combat service support (CSS) operations.

STANDARD: The enemy sustains disrupted command and control (C2), destroyed equipment and supplies, and light casualties. 1. Locates rear support bases and C2 facilities. 2. Delays and disrupts CSS operations through probes. 3. Infiltrates CSS bases to conduct sabotage and terrorist activities. 4. Inflicts light casualties. 5. Destroys supplies and equipment.

TASK: Conduct a Raid (5-OPFOR-0004)

CONDITION: The opposing forces (OPFOR) element has occupied an objective rally point and has orders to conduct a raid on a combat service support (CSS) base.

STANDARD: The OPFOR element infiltrates the enemy's base and destroys all of the targets. 1. Surprises the enemy forces. 2. Assaults the support base and accomplishes the assigned tasks. 3. Destroys the specified equipment and supplies. 4. Avoids being decisively engaged. 5. Withdraws all personnel from the objective areas within the time prescribed. 6. Obtains all priority intelligence requirements (PIR) from the raid site. 7. Sustains only light casualties from enemy fire.

TASK: Disrupt Defensive Preparations (5-OPFOR-0018)

CONDITION: The opposing forces (OPFOR) element has located the enemy. Priority intelligence requirements (PIR) and other intelligence requirements obtained by OPFOR patrols indicate that the enemy elements are establishing defensive positions. The OPFOR element has automatic and antiarmor weapons and light mortars.

STANDARD: The OPFOR element disrupts and delays the enemy's defensive preparations. 1. Locates and penetrates the enemy's security system. 2. Forces the enemy to delay defensive preparations. 3. Disrupts the enemy's obstacle preparations.

TASK: Disrupt Quartering Party Operations (5-OPFOR-0017)

CONDITION: The enemy is conducting quartering party operations. It has established an assembly area (AA) but has not moved in the main body.

STANDARD: The opposing forces (OPFOR) element attempts to disrupt quartering party operations and infiltrate the enemy's AA. 1. Locates the quartering party and the AA. 2. Surprises the main body. 3. Penetrates the AA with squad-size probes. 4. Inflicts personnel casualties and vehicle damage. 5. Disrupts the unit's preparations (prevents or delays beyond the unit's allotted time).

TASK: Disrupt Enemy Movement and Operations Using Tactical Nuclear Weapons (5-OPFOR-0016)

CONDITION: The opposing forces (OPFOR) element has located the enemy. Priority intelligence requirements (PIR) and other intelligence requirements have been obtained by OPFOR patrols. Tactical nuclear weapons are employed against key locations in the rear area.

STANDARD: The OPFOR element disrupts enemy movement and operations. 1. Disrupts or delays the movement of the enemy's equipment and supplies to the forward areas. 2. Destroys enemy equipment and supplies. 3. Inflicts a high rate of nuclear casualties among the enemy forces. 4. Denies the enemy the use of specified areas. 5. Contaminates the enemy's equipment and supplies.

TASK: Disrupt Enemy Movement and Operations Using Persistent and Nonpersistent Chemical Weapons (5-OPFOR-0015)

CONDITION: The opposing forces (OPFOR) element has located the enemy. Priority intelligence requirements (PIR) and other intelligence requirements have been obtained by OPFOR patrols. The OPFOR units deliver chemical agents, by means of conventional artillery weapons or aircraft, along selected supply routes and key bases in the rear area.

STANDARD: The OPFOR element disrupts enemy movement and operations using persistent and nonpersistent chemical weapons. 1. Delivers chemical agents in low and densely wooded areas. 2. Delays the movement of enemy supplies and equipment to the forward areas. 3. Restricts the movement of the enemy units in the rear area. 4. Channels the movement of enemy units into predesignated ambush areas. 5. Contaminates enemy supplies and equipment. 6. Inflicts a high rate of casualties on enemy forces.

TASK: Counter Passage of Lines (5-OPFOR-0012)

CONDITION: Enemy forces are in defensive positions, but they are expected to attempt passage-of-lines operations. The opposing forces (OPFOR) received orders to disrupt enemy passage-of-lines operations.

STANDARD: The OPFOR element delays or prevents enemy passage of lines. 1. Delays the passage. 2. Prevents the company from moving all personnel through the stationary unit. 3. Engages the main body of either the moving or the stationary unit.

TASK: Conduct Air Attacks (5-OPFOR-0002)

CONDITION: The opposing forces (OPFOR) element in the rear area has forwarded the positions of the enemy support sites or the locations of moving elements. The OPFOR aircraft have been dispatched to attack enemy installations or convoys.

STANDARD: The OPFOR element attempts to delay, disrupt, or damage the enemy targets by air. 1. Locates the target (support sites or convoys). 2. Makes attack runs on the designated targets. 3. Inflicts heavy damage to the selected target. 4. Sustains no loss of aircraft. 5. Delays moving the force for more than one hour.

TASK: Defend a Minefield (5-OPFOR-0023)

CONDITION: The enemy is conducting a minefield sweeping operation. The opposing forces (OPFOR) element has a minefield placed in the enemy's path. The minefield is under constant observation and fire.

STANDARD: The OPFOR element defends a minefield against an enemy element conducting a minefield sweeping operation. 1. Prevents the unit from detecting the obstacle. 2. Disrupts the minefield sweeping operation. 3. Prevents the unit from conducting the minefield sweeping operation, prevents the unit from moving all personnel through the breach, or delays the completion of the minefield sweeping operation for more than 45 minutes.

TASK: Attack (5-OPFOR-0001)

CONDITION: The opposing forces (OPFOR) element has located the enemy. The priority intelligence requirements (PIR) and the other intelligence requirements have been obtained by OPFOR patrols. The OPFOR element has automatic and antiarmor weapons and light mortars.

STANDARD: The OPFOR element attempts to seize the terrain, the vehicles, or the equipment. 1. Develops an attack plan. 2. Surprises the enemy unit's main body. 3. Initiates the attack using a scheme of maneuver that exploits the enemy's flanks, gaps, and weaknesses. 4. Uses covered and concealed routes to approach the enemy forces' flanks, gaps, or weakly held areas. 5. Employs indirect fire to support the attack. 6. Penetrates enemy defenses. 7. Destroys the equipment and the supplies. 8. Inflicts heavy casualties. 9. Isolates the combat service support (CSS) base by blocking the reinforcements. 10. Forces the enemy units to displace. 11. Avoids being fixed in one position. 12. Withdraws before the CSS base is reinforced with tactical combat forces.

TASK: Disrupt Assembly Area (AA) Activities (5-OPFOR-0013)

CONDITION: Intelligence reports indicate that platoon- and company-size enemy units are operating in the opposing forces (OPFOR) area of operations. Enemy units can defend from AAs with direct fire, antiarmor weapons, and indirect fire. The enemy has close air support (CAS) and nuclear, biological, and chemical (NBC) capabilities.

STANDARD: The OPFOR element locates and disrupts the enemy's AA activities. 1. Locates the element's AA. 2. Probes the AA with squad- or team-size elements. 3. Inflicts more than 5 percent casualties on the element. 4. Disrupts the element's preparations (prevents or delays beyond the element's allotted time).

ELEMENTS: Two General Construction Platoons
Six General Construction Squads

TASK: Construct a Class-60 Fixed Span Bridge (05-3-0610)
(FM 5-446) (FM 5-210) (FM 5-34)
(TC 5-210) (TM 5-210)

ITERATION: 1 2 3 4 5 M (Circle)

COMMANDER/LEADER ASSESSMENT: T P U (Circle)

CONDITIONS: The platoon receives an operation order (OPORD) to construct a Class-60 fixed span bridge capable of carrying tracked and wheeled vehicles of military load classification (MLC) 70. A reconnaissance has been completed and the construction site has been selected. The gap is between 7.9 and 9.1 meters. Enemy direct fire is suppressed. Site security and internal communications are established. The unit has available one complete set of Class-60 bridge equipment and a crane. Some iterations of this task should be performed in MOPP4.

TASK STANDARDS: The platoon and attachments construct a Class-60 fixed span bridge ready to carry MLC 70 tracked and wheeled vehicles within 2 hours (daylight) or 3 hours (night). The time required to perform this task is increased when conducting it in mission-oriented protection posture (MOPP) 4.

TASK STEPS AND PERFORMANCE MEASURES	GO	NO-GO
<ul style="list-style-type: none"> * 1. The platoon leader or platoon sergeant (PSG) designs the bridge. <ul style="list-style-type: none"> a. Selected a three-deck bay configuration. b. Determined the final MLC of the bridge. c. Determined the material and transportation requirements. * 2. The platoon leader issues the order. <ul style="list-style-type: none"> a. Demanded adherence to safety procedures according to the unit's standing operating procedure (SOP), Technical Manual (TM) 5-210, and Training Circular (TC) 5-210. b. Outlined what to do in the event of an enemy attack. * 3. The platoon leader marks the bridge centerline along the established route. * 4. The PSG supervises bridge construction. <ul style="list-style-type: none"> a. Organized the platoon and attachments into two abutment crews (one squad or less per crew) and one bridge assembly crew (one squad or more). b. Designated a safety noncommissioned officer (NCO). c. Marked the location of the trestles and abutments. d. Set up material storage areas containing vehicle turnarounds and camouflaged areas according to the tactical situation. e. Designated personnel to direct the crane operator. f. Ensured subordinates used the proper crane operation hand-and-arm signals. g. Briefed the crane operator on hand-and-arm signals to be used. 5. The abutment crews prepare the abutments to receive the bridge tread-way panels. <ul style="list-style-type: none"> a. Leveled the abutments. b. Placed guides to aid in aligning the deck tread ways. c. Prepared approaches to allow access to the bridge. d. Emplaced the bridge anchorage system. 		

TASK STEPS AND PERFORMANCE MEASURES	GO	NO-GO
6. The bridge assembly crew assembles the bridge components. <ul style="list-style-type: none"> a. Connected three deck-tread panels to assemble the tread ways. b. Pinned all connections and installed safety pins. c. Spaced the tread ways across the gap so that the deck filler panels can be installed. d. Bolted the deck filler panels between the tread ways. e. Bolted curbs onto the tread ways. * 7. The platoon leader or the PSG inspects the bridge. <ul style="list-style-type: none"> a. Ensured that all pins and safety clips were installed. b. Ensured that all bolts were completely tightened. c. Ensured that the bridge was as level as bank conditions permitted. d. Posted the bridge classification sign. * 8. The platoon leader reports to higher headquarters (HQ) when the bridge is complete and ready for traffic.		

TASK PERFORMANCE / EVALUATION SUMMARY BLOCK							
ITERATION	1	2	3	4	5	M	TOTAL
TOTAL TASK STEPS EVALUATED							
TOTAL TASK STEPS "GO"							
TRAINING STATUS "GO"/"NO-GO"							

"*" indicates a leader task step.

SUPPORTING INDIVIDUAL TASKS

Task Number	Task Title	References
052-198-3018	Supervise Installation of an Overhead Cable Anchorage System	STP 5-12B24-SM-TG
052-198-4055	Determine Float Bridge Anchorage System Requirements	STP 5-62G13-SM-TG STP 5-12B24-SM-TG
052-255-1038	Install Hookblock	STP 5-62F12-SM-TG
052-255-1039	Move a Load with Crane and Hookblock	STP 5-62F12-SM-TG

SUPPORTING COLLECTIVE TASKS

Task Number	Task Title	References
05-2-0301	Camouflage Vehicles and Equipment	ARTEP 5-025-66-MTP ARTEP 5-026-34-MTP ARTEP 5-027-35-MTP ARTEP 5-053-11-MTP ARTEP 5-053-12-MTP ARTEP 5-053-35-MTP ARTEP 5-063-10-MTP ARTEP 5-063-11-MTP ARTEP 5-063-35-MTP ARTEP 5-113-11-MTP ARTEP 5-113-12-MTP ARTEP 5-113-35-MTP ARTEP 5-155-66-MTP

SUPPORTING COLLECTIVE TASKS

Task Number	Task Title	References
		ARTEP 5-156-34-MTP
		ARTEP 5-157-10-MTP
		ARTEP 5-157-35-MTP
		ARTEP 5-215-66-MTP
		ARTEP 5-216-34-MTP
		ARTEP 5-217-10-MTP
		ARTEP 5-217-35-MTP
		ARTEP 5-332-68-MTP
		ARTEP 5-335-65-MTP
		ARTEP 5-335-66-MTP
		ARTEP 5-335-70-MTP
		ARTEP 5-336-34-MTP
		ARTEP 5-337-10-MTP
		ARTEP 5-337-35-MTP
		ARTEP 5-413-35-MTP
		ARTEP 5-416-34-MTP
		ARTEP 5-417-13-MTP
		ARTEP 5-417-17-MTP
		ARTEP 5-417-35-MTP
		ARTEP 5-423-11-MTP
		ARTEP 5-424-35-MTP
		ARTEP 5-425-66-MTP
		ARTEP 5-426-34-MTP
		ARTEP 5-427-10-MTP
		ARTEP 5-427-35-MTP
		ARTEP 5-434-35-MTP
		ARTEP 5-435-66-MTP
		ARTEP 5-435-67-MTP
		ARTEP 5-436-35-MTP
		ARTEP 5-436-37-MTP
		ARTEP 5-437-10-MTP
		ARTEP 5-437-11-MTP
		ARTEP 5-437-36-MTP
		ARTEP 5-437-38-MTP
		ARTEP 5-443-35-MTP
		ARTEP 5-445-64-MTP
		ARTEP 5-445-66-MTP
		ARTEP 5-446-34-MTP
		ARTEP 5-446-36-MTP
		ARTEP 5-447-10-MTP
		ARTEP 5-447-11-MTP
		ARTEP 5-447-35-MTP
		ARTEP 5-447-37-MTP
		ARTEP 5-463-10-MTP
		ARTEP 5-463-12-MTP
		ARTEP 5-463-15-MTP
		ARTEP 5-463-17-MTP
		ARTEP 5-463-35-MTP
		ARTEP 5-463-36-MTP
		ARTEP 5-473-35-MTP
		ARTEP 5-500-66-MTP
		ARTEP 5-520-10-MTP
		ARTEP 5-520-14-MTP

SUPPORTING COLLECTIVE TASKS

Task Number	Task Title	References
		ARTEP 5-530-14-MTP
		ARTEP 5-530-16-MTP
		ARTEP 5-603-35-MTP
		ARTEP 5-606-34-MTP
		ARTEP 5-607-35-MTP

OPFOR TASKS AND STANDARDS

TASK: Conduct an Attack (5-OPFOR-0008)

CONDITION: The enemy is conducting tactical operations. The opposing forces (OPFOR) element receives orders to attack the enemy, the area of occupation, or the main supply route (MSR) with smoke.

STANDARD: The OPFOR element disrupts the enemy's movement and smoke operations. 1. Determines the delivery method of the smoke attack. 2. Locates the target. 3. Delivers the smoke attack downwind. 4. Attacks the enemy with smoke, and surge attacks when the enemy responds to the smoke.

TASK: Maintain Contact (5-OPFOR-0003)

CONDITION: The opposing forces (OPFOR) element is engaged with enemy base-defense forces. The enemy forces are withdrawing under pressure.

STANDARD: The OPFOR element maintains enemy contact while the enemy withdraws. 1. Engages the enemy forces decisively. 2. Advances the OPFOR as the enemy forces withdraw. 3. Inflicts heavy casualties. 4. Captures the members of the enemy force. 5. Captures documents and equipment. 6. Safeguards the captured documents, the equipment, and the personnel.

TASK: Conduct an Ambush (5-OPFOR-0007)

CONDITION: The enemy is moving in a convoy. The opposing forces (OPFOR) element is positioned along the enemy's route.

STANDARD: The OPFOR element inflicts casualties on the enemy and causes vehicle and equipment damage. 1. Prepares an ambush site before the element arrives. 2. Surprises march element forces. 3. Inflicts heavy casualties within the designated kill zone. 4. Inflicts heavy damage to the vehicles and the equipment within the designated kill zone. 5. Delays the march element from reaching a specified destination for a specified period of time. 6. Withdraws on order. 7. Sustains no casualties. 8. Reports actions to superiors.

TASK: Disrupt a Route Reconnaissance (5-OPFOR-0021)

CONDITION: The enemy is conducting a route reconnaissance. The opposing forces (OPFOR) element is positioned along the enemy's route.

STANDARD: The OPFOR element attempts to disrupt a squad/section conducting a route reconnaissance. 1. Prevents the unit from meeting its specified time schedule. 2. Forces the unit to deviate from its specified route. 3. Prevents the unit from reaching its assigned destination. 4. Surprises the squad/section. 5. Inflicts casualties on the unit.

TASK: Conduct a Raid (5-OPFOR-0004)

CONDITION: The opposing forces (OPFOR) element has occupied an objective rally point and has orders to conduct a raid on a combat service support (CSS) base.

STANDARD: The OPFOR element infiltrates the enemy's base and destroys all of the targets. 1. Surprises the enemy forces. 2. Assaults the support base and accomplishes the assigned tasks. 3. Destroys the specified equipment and supplies. 4. Avoids being decisively engaged. 5. Withdraws all personnel from the objective areas within the time prescribed. 6. Obtains all priority intelligence requirements (PIR) from the raid site. 7. Sustains only light casualties from enemy fire.

TASK: Disrupt a Net Control Station (NCS) (5-OPFOR-0019)

CONDITION: The enemy has established a NCS. The opposing forces (OPFOR) element has radio and jamming equipment.

STANDARD: The OPFOR element attempts to disrupt an NCS. 1. Attempts to locate the radio frequency that the unit is operating on. 2. Attempts to enter the radio net. 3. Attempts to issue "bogus" orders to a unit on the net. 4. Jams the radio frequency and forces the unit to go to an alternate frequency.

TASK: Disrupt Construction of Vehicle Fighting Positions (5-OPFOR-0020)

CONDITION: The opposing forces (OPFOR) element has located the enemy. The priority intelligence requirements (PIR) and other intelligence obtained by OPFOR patrols indicate the enemy is constructing vehicle fighting positions within its defensive area. The OPFOR element has automatic and antiarmor weapons and light mortars.

STANDARD: The OPFOR element attempts to disrupt the enemy's efforts to establish vehicle fighting positions. 1. Locates the defensive area. 2. Surprises the main body. 3. Penetrates the defensive area with squad-size probes. 4. Inflicts casualties on the unit. 5. Destroys vehicles. 6. Disrupts the unit's preparations (prevents or delays beyond the unit's allotted time).

TASK: Defeat Obstacles (5-OPFOR-0009)

CONDITION: The opposing forces (OPFOR) element encounters an obstacle that blocks the avenue of approach as it advances upon the enemy forces.

STANDARD: The OPFOR element bypasses or breaches the enemy obstacle. 1. Detects the obstacle before halting its main body. 2. Defeats the obstacle. a. Bypasses the obstacle without entering the engagement areas. b. Breaches the obstacle within 45 minutes and passes its entire force through the obstacle. 3. Does not incur degradation to the point that the mission must be discontinued.

TASK: Disrupt an Engineer Reconnaissance (5-OPFOR-0022)

CONDITION: The enemy is conducting an engineer reconnaissance. The opposing forces (OPFOR) element is positioned along the enemy's route.

STANDARD: The OPFOR element disrupts an engineer reconnaissance. 1. Prevents the unit from meeting its specified time schedule. 2. Forces the unit to deviate from its specified route. 3. Prevents the unit from accomplishing its assigned engineer reconnaissance. 4. Surprises the unit conducting the reconnaissance.

TASK: Conduct an Aerial Reconnaissance (5-OPFOR-0010)

CONDITION: The opposing forces (OPFOR) headquarters (HQ) element requires intelligence on the locations and identification of the enemy elements. Aircraft is dispatched to take photographs and make a visual inspection of the enemy rear area.

STANDARD: The OPFOR element gathers photograph intelligence of the enemy. 1. Photographs the assigned sectors. 2. Makes quick visual checks where the ceiling is low. 3. Locates enemy positions in the area, particularly support and storage bases, and command and control (C2) facilities. 4. Sustains no loss of aircraft. 5. Reports priority intelligence requirements (PIR) and other information requirements to the OPFOR HQ.

TASK: Conduct Terrorist and Saboteur Attacks (5-OPFOR-0005)

CONDITION: The opposing forces (OPFOR) element dispatches small teams into the enemy's rear area to disrupt combat service support (CSS) operations.

STANDARD: The enemy sustains disrupted command and control (C2), destroyed equipment and supplies, and light casualties. 1. Locates rear support bases and C2 facilities. 2. Delays and disrupts CSS operations through probes. 3. Infiltrates CSS bases to conduct sabotage and terrorist activities. 4. Inflicts light casualties. 5. Destroys supplies and equipment.

TASK: Defend a Minefield (5-OPFOR-0023)

CONDITION: The enemy is conducting a minefield sweeping operation. The opposing forces (OPFOR) element has a minefield placed in the enemy's path. The minefield is under constant observation and fire.

STANDARD: The OPFOR element defends a minefield against an enemy element conducting a minefield sweeping operation. 1. Prevents the unit from detecting the obstacle. 2. Disrupts the minefield sweeping operation. 3. Prevents the unit from conducting the minefield sweeping operation, prevents the unit from moving all personnel through the breach, or delays the completion of the minefield sweeping operation for more than 45 minutes.

TASK: Disrupt Defensive Preparations (5-OPFOR-0018)

CONDITION: The opposing forces (OPFOR) element has located the enemy. Priority intelligence requirements (PIR) and other intelligence requirements obtained by OPFOR patrols indicate that the enemy elements are establishing defensive positions. The OPFOR element has automatic and antiarmor weapons and light mortars.

STANDARD: The OPFOR element disrupts and delays the enemy's defensive preparations. 1. Locates and penetrates the enemy's security system. 2. Forces the enemy to delay defensive preparations. 3. Disrupts the enemy's obstacle preparations.

TASK: Disrupt Quartering Party Operations (5-OPFOR-0017)

CONDITION: The enemy is conducting quartering party operations. It has established an assembly area (AA) but has not moved in the main body.

STANDARD: The opposing forces (OPFOR) element attempts to disrupt quartering party operations and infiltrate the enemy's AA. 1. Locates the quartering party and the AA. 2. Surprises the main body. 3. Penetrates the AA with squad-size probes. 4. Inflicts personnel casualties and vehicle damage. 5. Disrupts the unit's preparations (prevents or delays beyond the unit's allotted time).

TASK: Disrupt Enemy Movement and Operations Using Tactical Nuclear Weapons (5-OPFOR-0016)

CONDITION: The opposing forces (OPFOR) element has located the enemy. Priority intelligence requirements (PIR) and other intelligence requirements have been obtained by OPFOR patrols. Tactical nuclear weapons are employed against key locations in the rear area.

STANDARD: The OPFOR element disrupts enemy movement and operations. 1. Disrupts or delays the movement of the enemy's equipment and supplies to the forward areas. 2. Destroys enemy equipment and supplies. 3. Inflicts a high rate of nuclear casualties among the enemy forces. 4. Denies the enemy the use of specified areas. 5. Contaminates the enemy's equipment and supplies.

TASK: Disrupt Enemy Movement and Operations Using Persistent and Nonpersistent Chemical Weapons (5-OPFOR-0015)

CONDITION: The opposing forces (OPFOR) element has located the enemy. Priority intelligence requirements (PIR) and other intelligence requirements have been obtained by OPFOR patrols. The OPFOR units deliver chemical agents, by means of conventional artillery weapons or aircraft, along selected supply routes and key bases in the rear area.

STANDARD: The OPFOR element disrupts enemy movement and operations using persistent and nonpersistent chemical weapons. 1. Delivers chemical agents in low and densely wooded areas. 2. Delays the movement of enemy supplies and equipment to the forward areas. 3. Restricts the movement of the enemy units in the rear area. 4. Channels the movement of enemy units into predesignated ambush areas. 5. Contaminates enemy supplies and equipment. 6. Inflicts a high rate of casualties on enemy forces.

TASK: Counter Passage of Lines (5-OPFOR-0012)

CONDITION: Enemy forces are in defensive positions, but they are expected to attempt passage-of-lines operations. The opposing forces (OPFOR) received orders to disrupt enemy passage-of-lines operations.

STANDARD: The OPFOR element delays or prevents enemy passage of lines. 1. Delays the passage. 2. Prevents the company from moving all personnel through the stationary unit. 3. Engages the main body of either the moving or the stationary unit.

TASK: Disrupt Movement (5-OPFOR-0014)

CONDITION: The enemy is expected to move through the opposing forces (OPFOR) element's area of operations. The OPFOR element has received an operation order (OPORD) or fragmentary order (FRAGO) to disrupt enemy movement. The enemy has the capability to defend with direct fire and antiarmor weapons.

STANDARD: The OPFOR element delays enemy movement. 1. Delays the element. 2. Forces the element to deviate from its route. 3. Prevents the element from reaching its destination. 4. Surprises the element's main body.

TASK: Disrupt Assembly Area (AA) Activities (5-OPFOR-0013)

CONDITION: Intelligence reports indicate that platoon- and company-size enemy units are operating in the opposing forces (OPFOR) area of operations. Enemy units can defend from AAs with direct fire, antiarmor weapons, and indirect fire. The enemy has close air support (CAS) and nuclear, biological, and chemical (NBC) capabilities.

STANDARD: The OPFOR element locates and disrupts the enemy's AA activities. 1. Locates the element's AA. 2. Probes the AA with squad- or team-size elements. 3. Inflicts more than 5 percent casualties on the element. 4. Disrupts the element's preparations (prevents or delays beyond the element's allotted time).

TASK: Conduct Sniper Operations (5-OPFOR-0006)

CONDITION: The opposing forces (OPFOR) element has assigned snipers (regular or irregular elements) in the enemy's rear area along the main supply route (MSR) and near support sites.

STANDARD: The OPFOR element kills or wounds targets. 1. Sets up a well-concealed location. 2. Engages vehicle drivers or personnel on foot with short bursts of semiautomatic fire. 3. Kills or wounds selected targets. 4. Prevents the position from being discovered by enemy forces. 5. Evacuates the area without being spotted. 6. Reports all specified priority intelligence requirements (PIR) and other intelligence requirements to the OPFOR headquarters (HQ).

TASK: Conduct Air Attacks (5-OPFOR-0002)

CONDITION: The opposing forces (OPFOR) element in the rear area has forwarded the positions of the enemy support sites or the locations of moving elements. The OPFOR aircraft have been dispatched to attack enemy installations or convoys.

STANDARD: The OPFOR element attempts to delay, disrupt, or damage the enemy targets by air. 1. Locates the target (support sites or convoys). 2. Makes attack runs on the designated targets. 3. Inflicts heavy damage to the selected target. 4. Sustains no loss of aircraft. 5. Delays moving the force for more than one hour.

TASK: Surrender to the Capturing Unit on the Battlefield (5-OPFOR-0024)

CONDITION: The enemy has captured opposing forces (OPFOR) element's soldiers, documents, and equipment sensitive to the OPFOR tactical operations.

STANDARD: The OPFOR soldiers retain or destroy documents and equipment. The OPFOR element surrenders the documents and the equipment of no tactical use to the enemy and attempts to conceal or destroy items of tactical value. The OPFOR element attempts escape and evasion. 1. Prevents the successful capture of the documents and the equipment. 2. Destroys the documents and the equipment. 3. Removes identifying markings from the equipment. 4. Removes unit-identifying insignia. 5. Provides misleading information. 6. Plans an escape. 7. Delays movement to the nearest collection point. 8. Prevents safeguarding of the enemy prisoners of war (EPWs) in order to cause embarrassment to the United States (US).

TASK: Attack (5-OPFOR-0001)

CONDITION: The opposing forces (OPFOR) element has located the enemy. The priority intelligence requirements (PIR) and the other intelligence requirements have been obtained by OPFOR patrols. The OPFOR element has automatic and antiarmor weapons and light mortars.

STANDARD: The OPFOR element attempts to seize the terrain, the vehicles, or the equipment. 1. Develops an attack plan. 2. Surprises the enemy unit's main body. 3. Initiates the attack using a scheme of maneuver that exploits the enemy's flanks, gaps, and weaknesses. 4. Uses covered and concealed routes to approach the enemy forces' flanks, gaps, or weakly held areas. 5. Employs indirect fire to support the attack. 6. Penetrates enemy defenses. 7. Destroys the equipment and the supplies. 8. Inflicts heavy casualties. 9. Isolates the combat service support (CSS) base by blocking the reinforcements. 10. Forces the enemy units to displace. 11. Avoids being fixed in one position. 12. Withdraws before the CSS base is reinforced with tactical combat forces.

ELEMENTS: Two General Construction Platoons
Six General Construction Squads

TASK: Create an Abatis (05-4-0205)
(FM 5-250) (FM 5-34)

ITERATION: 1 2 3 4 5 M (Circle)

COMMANDER/LEADER ASSESSMENT: T P U (Circle)

CONDITIONS: The squad is ordered to create an abatis. Department of the Army (DA) Forms 2203-R are available. Digital units have performed functionality checks, and systems are operational. The site selected complies with the requirements for an effective abatis. Some iterations of this task should be performed in MOPP4.

TASK STANDARDS: The element creates an abatis within 25 percent of the time estimated in the reconnaissance report. The abatis is a minimum of 75 meters deep and tied to existing or reinforced obstacles. There are 10 to 25 trees on each side of the road. Seventy-five percent of the trees are attached to their stumps. The abatis stops or delays an enemy main battle tank (MBT). Digital units submit reports and obstacle locations according to the unit's tactical standard operating procedures (TACSOP) using frequency-modulated (FM) or digital means. DA Forms 2203-R are submitted according to the applicable STANAG requirements. The time required to perform this task is increased when conducting it in mission-oriented protection posture (MOPP) 4.

TASK STEPS AND PERFORMANCE MEASURES	GO	NO-GO
<p>* 1. The squad leader obtains technical information from the reconnaissance report. NOTE: This information can be provided by the squad leader or collected from other sources such as the Intelligence Officer (US Army) (S2) or other units.</p> <ul style="list-style-type: none"> a. Detailed a plan and side-view sketch showing the overall dimensions and lines of cut. b. Determined the spacing between trees to be cut, the tree diameters, the amount of explosives required for each tree, and examples of charge placement. c. Detailed a sketch showing the firing initiation system. d. Itemized a bill of explosives showing the quantity and types, a list of equipment, and an estimation of time and labor needed to prepare and fire the demolition. <p>2. To minimize the time spent on-site, the squad prepares materials and equipment for the demolition; for example, primes blocks of explosive with detonating cord and prepares individual charges.</p> <p>* 3. The squad leader issues orders to the squad using the five-paragraph field-order format. The orders emphasize site security and noise and light discipline, and ensure that each member knows exactly what to do.</p> <p>4. The squad moves to the obstacle location.</p> <ul style="list-style-type: none"> a. Ensured that no personnel rode in the rear of a vehicle carrying explosives. b. Carried the blasting caps in a separate vehicle. <p>NOTE: If this is not possible, place the caps in a closed metal can; carry them in the front of the vehicle and carry the explosives in the rear.</p> <p>* 5. The squad leader selects the trees to be cut based on anticipated enemy vehicles. The trees are measured at a point on the trunk 1.5 meters above the ground.</p>		

TASK STEPS AND PERFORMANCE MEASURES	GO	NO-GO
<p>a. Selected trees about 60 centimeters in diameter to oppose tracked vehicles.</p> <p>b. Selected trees spaced 3 to 4 meters apart to provide sufficient obstacle density.</p> <p>NOTES:</p> <p>1. This method prevents vehicles, especially tracks, from driving over the tops of fallen trees.</p> <p>2. The platoon leader coordinates with the maneuver commander to ensure that the final obstacle location is covered by direct or indirect fire and is tied to existing or reinforced obstacles.</p> <p>6. The squad creates an abatis using pioneer tools.</p> <p>a. Cut the trees on one side of the trail or road.</p> <p>(1) Felled the trees at a 45-degree angle to the road with the tops toward the enemy.</p> <p>(2) Cut the trees 1.5 meters above the ground.</p> <p>(3) Did not cut the trees completely through the trunk; allowed the trunk to remain attached to the stump to impede the enemy in clearing the obstacle.</p> <p>b. Used the same procedures on the opposite side of the road; cut the trees and felled them on the top of the previously cut trees.</p> <p>7. The squad creates an abatis with explosives.</p> <p>a. Prepared a test shot on a tree.</p> <p>(1) Calculated the charge using $P = D^2/50$-- where: P = pounds of TNT, D = diameter of tree in inches at 1.5 meters from the ground.</p> <p>NOTE: Formula is pounds equals diameter squared divided by 50.</p> <p>(2) Removed the bark before placing the charge.</p> <p>(3) Placed the charge 1.5 meters above the ground on the side of the direction of fall.</p> <p>(4) Primed the charge in the center of the outside face of the explosives. Ensured that the charge was twice as wide as it was high and 2.5 to 5.0 centimeters thick.</p> <p>(5) Attached the charge firmly with tape, wire, or twine.</p> <p>b. Fired the test shot and adjusted the charges as necessary. Calculated the charge for each tree using the test-shot data.</p> <p>c. Placed charges on all the trees to be felled. See Subtask 7a.</p> <p>d. Laid ring mains and attached branch lines with a girth hitch and one extra turn.</p> <p>(1) Checked the initiation system for breaks.</p> <p>(2) Ensured that the detonating cord, ring mains, and branch lines had no sharp bends and did not cross over each other except where connected by knots or detonating-cord clips.</p> <p>(3) Placed two ring mains on each side of the road if the charges were dual-primed.</p> <p>8. The squad prepares the demolition target to state 1 (if it is a reserved target) and awaits orders to arm and fire.</p> <p>9. The squad prepares the demolition target to state 1 (if it is a preliminary target) and advises higher headquarters (HQ) that it is ready to execute the target. If permission has been given to execute the target upon completion, the target is brought to state 2 and executed.</p>		

TASK STEPS AND PERFORMANCE MEASURES	GO	NO-GO
<p>*10. The squad leader may turn over the target to a demolition firing party. Whenever possible, the turnover procedures are as detailed as those found in part 4 of the North Atlantic Treaty Organization (NATO) obstacle folder. See Field Manual (FM) 5-250.</p> <p>11. The squad executes the target.</p> <p>12. The squad improves the abatis, if time permits.</p> <ul style="list-style-type: none"> a. Laid mines and booby traps (if authority was given) along the enemy side approaches and in the first 10 meters of the obstacle. Recorded the placement on DA Form 1355. b. Used wire rope to join the trees together beginning on the enemy side. c. Laid concertina wire to enhance the mines and booby traps on the enemy side. <p>NOTE: The wire can be laid throughout the abatis.</p> <p>*13. The squad leader reports the intermediate status, completion, and results to higher HQ, to include the obstacle depth and possible bypass routes.</p> <p>NOTE: Digital units populate the Force XXI Battle Command Brigade and Below (FBCB2) System and report to higher HQ the location of the obstacle.</p>		

TASK PERFORMANCE / EVALUATION SUMMARY BLOCK							
ITERATION	1	2	3	4	5	M	TOTAL
TOTAL TASK STEPS EVALUATED							
TOTAL TASK STEPS "GO"							
TRAINING STATUS "GO"/"NO-GO"							

"**" indicates a leader task step.

SUPPORTING INDIVIDUAL TASKS

Task Number	Task Title	References
052-193-3055	Prepare or Compile a Nonnuclear-Demolition Target Folder	STP 5-12B24-SM-TG STP 5-62G13-SM-TG

SUPPORTING COLLECTIVE TASKS

Task Number	Task Title	References
05-2-0408	Plan and Direct an Engineer Reconnaissance	ARTEP 5-027-35-MTP ARTEP 5-053-35-MTP ARTEP 5-113-35-MTP ARTEP 5-145-32-MTP ARTEP 5-157-35-MTP ARTEP 5-217-35-MTP ARTEP 5-335-65-MTP ARTEP 5-337-35-MTP ARTEP 5-417-35-MTP ARTEP 5-423-35-MTP ARTEP 5-427-35-MTP ARTEP 5-434-35-MTP

SUPPORTING COLLECTIVE TASKS

Task Number	Task Title	References
05-2-0514	Emplace Tactical Obstacles	ARTEP 5-436-35-MTP ARTEP 5-437-38-MTP ARTEP 5-443-35-MTP ARTEP 5-447-35-MTP ARTEP 5-447-37-MTP ARTEP 5-463-35-MTP ARTEP 5-463-36-MTP ARTEP 5-473-35-MTP ARTEP 5-603-35-MTP ARTEP 5-607-35-MTP ARTEP 5-608-35-MTP ARTEP 5-027-10-MTP ARTEP 5-053-11-MTP ARTEP 5-053-12-MTP ARTEP 5-063-10-MTP ARTEP 5-063-11-MTP ARTEP 5-063-35-MTP ARTEP 5-113-11-MTP ARTEP 5-113-12-MTP ARTEP 5-113-35-MTP ARTEP 5-157-10-MTP ARTEP 5-217-10-MTP ARTEP 5-335-65-MTP ARTEP 5-335-70-MTP ARTEP 5-337-10-MTP ARTEP 5-337-35-MTP ARTEP 5-427-10-MTP ARTEP 5-435-67-MTP ARTEP 5-437-10-MTP ARTEP 5-437-11-MTP ARTEP 5-437-36-MTP ARTEP 5-437-38-MTP
05-3-0407	Conduct an Engineer Reconnaissance	ARTEP 5-027-10-MTP ARTEP 5-053-11-MTP ARTEP 5-053-12-MTP ARTEP 5-063-10-MTP ARTEP 5-063-11-MTP ARTEP 5-113-11-MTP ARTEP 5-113-12-MTP ARTEP 5-113-35-MTP ARTEP 5-157-10-MTP ARTEP 5-217-10-MTP ARTEP 5-417-17-MTP ARTEP 5-427-10-MTP ARTEP 5-447-10-MTP ARTEP 5-447-11-MTP ARTEP 5-463-10-MTP ARTEP 5-463-12-MTP
05-3-0412	Conduct a Technical Reconnaissance	ARTEP 5-027-10-MTP ARTEP 5-053-11-MTP ARTEP 5-053-12-MTP ARTEP 5-063-10-MTP ARTEP 5-063-11-MTP

SUPPORTING COLLECTIVE TASKS

Task Number	Task Title	References
19-1-1102	Coordinate Route Reconnaissance and Surveillance	ARTEP 5-113-11-MTP ARTEP 5-113-12-MTP ARTEP 5-113-35-MTP ARTEP 5-157-10-MTP ARTEP 5-217-10-MTP ARTEP 5-335-70-MTP ARTEP 5-337-10-MTP ARTEP 5-417-17-MTP ARTEP 5-427-10-MTP ARTEP 5-437-10-MTP ARTEP 5-437-11-MTP ARTEP 5-447-10-MTP ARTEP 5-447-11-MTP ARTEP 5-463-10-MTP ARTEP 5-463-12-MTP ARTEP47-002-47X-MTP

OPFOR TASKS AND STANDARDS

TASK: Conduct Air Attacks (5-OPFOR-0002)

CONDITION: The opposing forces (OPFOR) element in the rear area has forwarded the positions of the enemy support sites or the locations of moving elements. The OPFOR aircraft have been dispatched to attack enemy installations or convoys.

STANDARD: The OPFOR element attempts to delay, disrupt, or damage the enemy targets by air. 1. Locates the target (support sites or convoys). 2. Makes attack runs on the designated targets. 3. Inflicts heavy damage to the selected target. 4. Sustains no loss of aircraft. 5. Delays moving the force for more than one hour.

TASK: Maintain Contact (5-OPFOR-0003)

CONDITION: The opposing forces (OPFOR) element is engaged with enemy base-defense forces. The enemy forces are withdrawing under pressure.

STANDARD: The OPFOR element maintains enemy contact while the enemy withdraws. 1. Engages the enemy forces decisively. 2. Advances the OPFOR as the enemy forces withdraw. 3. Inflicts heavy casualties. 4. Captures the members of the enemy force. 5. Captures documents and equipment. 6. Safeguards the captured documents, the equipment, and the personnel.

TASK: Conduct a Raid (5-OPFOR-0004)

CONDITION: The opposing forces (OPFOR) element has occupied an objective rally point and has orders to conduct a raid on a combat service support (CSS) base.

STANDARD: The OPFOR element infiltrates the enemy's base and destroys all of the targets. 1. Surprises the enemy forces. 2. Assaults the support base and accomplishes the assigned tasks. 3. Destroys the specified equipment and supplies. 4. Avoids being decisively engaged. 5. Withdraws all personnel from the objective areas within the time prescribed. 6. Obtains all priority intelligence requirements (PIR) from the raid site. 7. Sustains only light casualties from enemy fire.

TASK: Conduct Sniper Operations (5-OPFOR-0006)

CONDITION: The opposing forces (OPFOR) element has assigned snipers (regular or irregular elements) in the enemy's rear area along the main supply route (MSR) and near support sites.

STANDARD: The OPFOR element kills or wounds targets. 1. Sets up a well-concealed location. 2. Engages vehicle drivers or personnel on foot with short bursts of semiautomatic fire. 3. Kills or wounds selected targets. 4. Prevents the position from being discovered by enemy forces. 5. Evacuates the area without being spotted. 6. Reports all specified priority intelligence requirements (PIR) and other intelligence requirements to the OPFOR headquarters (HQ).

TASK: Conduct an Attack (5-OPFOR-0008)

CONDITION: The enemy is conducting tactical operations. The opposing forces (OPFOR) element receives orders to attack the enemy, the area of occupation, or the main supply route (MSR) with smoke.

STANDARD: The OPFOR element disrupts the enemy's movement and smoke operations. 1. Determines the delivery method of the smoke attack. 2. Locates the target. 3. Delivers the smoke attack downwind. 4. Attacks the enemy with smoke, and surge attacks when the enemy responds to the smoke.

TASK: Defeat Obstacles (5-OPFOR-0009)

CONDITION: The opposing forces (OPFOR) element encounters an obstacle that blocks the avenue of approach as it advances upon the enemy forces.

STANDARD: The OPFOR element bypasses or breaches the enemy obstacle. 1. Detects the obstacle before halting its main body. 2. Defeats the obstacle. a. Bypasses the obstacle without entering the engagement areas. b. Breaches the obstacle within 45 minutes and passes its entire force through the obstacle. 3. Does not incur degradation to the point that the mission must be discontinued.

TASK: Conduct an Aerial Reconnaissance (5-OPFOR-0010)

CONDITION: The opposing forces (OPFOR) headquarters (HQ) element requires intelligence on the locations and identification of the enemy elements. Aircraft is dispatched to take photographs and make a visual inspection of the enemy rear area.

STANDARD: The OPFOR element gathers photograph intelligence of the enemy. 1. Photographs the assigned sectors. 2. Makes quick visual checks where the ceiling is low. 3. Locates enemy positions in the area, particularly support and storage bases, and command and control (C2) facilities. 4. Sustains no loss of aircraft. 5. Reports priority intelligence requirements (PIR) and other information requirements to the OPFOR HQ.

TASK: Gather Intelligence (5-OPFOR-0011)

CONDITION: The opposing forces (OPFOR) small element, operating in the rear area, is planning attacks on enemy bases. Information is needed to complete the plans.

STANDARD: The OPFOR element infiltrates, gathers intelligence information, and submits its findings to the command. 1. Identifies all priority intelligence requirements (PIR) and other intelligence requirements. 2. Passes through any outpost, defensive wire, or warning devices undetected. 3. Moves to an observation point that offers cover and concealment and is clear enough to gather PIR and other intelligence requirements. 4. Gathers all PIR and other intelligence requirements. 5. Withdraws from the area undetected. 6. Reports all information to the OPFOR headquarters (HQ).

TASK: Disrupt Enemy Movement and Operations Using Persistent and Nonpersistent Chemical Weapons (5-OPFOR-0015)

CONDITION: The opposing forces (OPFOR) element has located the enemy. Priority intelligence requirements (PIR) and other intelligence requirements have been obtained by OPFOR patrols. The OPFOR units deliver chemical agents, by means of conventional artillery weapons or aircraft, along selected supply routes and key bases in the rear area.

STANDARD: The OPFOR element disrupts enemy movement and operations using persistent and nonpersistent chemical weapons. 1. Delivers chemical agents in low and densely wooded areas. 2. Delays the movement of enemy supplies and equipment to the forward areas. 3. Restricts the movement of the enemy units in the rear area. 4. Channels the movement of enemy units into predesignated ambush areas. 5. Contaminates enemy supplies and equipment. 6. Inflicts a high rate of casualties on enemy forces.

TASK: Surrender to the Capturing Unit on the Battlefield (5-OPFOR-0024)

CONDITION: The enemy has captured opposing forces (OPFOR) element's soldiers, documents, and equipment sensitive to the OPFOR tactical operations.

STANDARD: The OPFOR soldiers retain or destroy documents and equipment. The OPFOR element surrenders the documents and the equipment of no tactical use to the enemy and attempts to conceal or destroy items of tactical value. The OPFOR element attempts escape and evasion. 1. Prevents the successful capture of the documents and the equipment. 2. Destroys the documents and the equipment. 3. Removes identifying markings from the equipment. 4. Removes unit-identifying insignia. 5. Provides misleading information. 6. Plans an escape. 7. Delays movement to the nearest collection point. 8. Prevents safeguarding of the enemy prisoners of war (EPWs) in order to cause embarrassment to the United States (US).

TASK: Disrupt Construction of Vehicle Fighting Positions (5-OPFOR-0020)

CONDITION: The opposing forces (OPFOR) element has located the enemy. The priority intelligence requirements (PIR) and other intelligence obtained by OPFOR patrols indicate the enemy is constructing vehicle fighting positions within its defensive area. The OPFOR element has automatic and antiarmor weapons and light mortars.

STANDARD: The OPFOR element attempts to disrupt the enemy's efforts to establish vehicle fighting positions. 1. Locates the defensive area. 2. Surprises the main body. 3. Penetrates the defensive area with squad-size probes. 4. Inflicts casualties on the unit. 5. Destroys vehicles. 6. Disrupts the unit's preparations (prevents or delays beyond the unit's allotted time).

TASK: Disrupt an Engineer Reconnaissance (5-OPFOR-0022)

CONDITION: The enemy is conducting an engineer reconnaissance. The opposing forces (OPFOR) element is positioned along the enemy's route.

STANDARD: The OPFOR element disrupts an engineer reconnaissance. 1. Prevents the unit from meeting its specified time schedule. 2. Forces the unit to deviate from its specified route. 3. Prevents the unit from accomplishing its assigned engineer reconnaissance. 4. Surprises the unit conducting the reconnaissance.

TASK: Conduct an Ambush (5-OPFOR-0007)

CONDITION: The enemy is moving in a convoy. The opposing forces (OPFOR) element is positioned along the enemy's route.

STANDARD: The OPFOR element inflicts casualties on the enemy and causes vehicle and equipment damage. 1. Prepares an ambush site before the element arrives. 2. Surprises march element forces. 3. Inflicts heavy casualties within the designated kill zone. 4. Inflicts heavy damage to the vehicles and the equipment within the designated kill zone. 5. Delays the march element from reaching a specified destination for a specified period of time. 6. Withdraws on order. 7. Sustains no casualties. 8. Reports actions to superiors.

TASK: Conduct Terrorist and Saboteur Attacks (5-OPFOR-0005)

CONDITION: The opposing forces (OPFOR) element dispatches small teams into the enemy's rear area to disrupt combat service support (CSS) operations.

STANDARD: The enemy sustains disrupted command and control (C2), destroyed equipment and supplies, and light casualties. 1. Locates rear support bases and C2 facilities. 2. Delays and disrupts CSS operations through probes. 3. Infiltrates CSS bases to conduct sabotage and terrorist activities. 4. Inflicts light casualties. 5. Destroys supplies and equipment.

TASK: Disrupt a Route Reconnaissance (5-OPFOR-0021)

CONDITION: The enemy is conducting a route reconnaissance. The opposing forces (OPFOR) element is positioned along the enemy's route.

STANDARD: The OPFOR element attempts to disrupt a squad/section conducting a route reconnaissance. 1. Prevents the unit from meeting its specified time schedule. 2. Forces the unit to deviate from its specified route. 3. Prevents the unit from reaching its assigned destination. 4. Surprises the squad/section. 5. Inflicts casualties on the unit.

TASK: Disrupt a Net Control Station (NCS) (5-OPFOR-0019)

CONDITION: The enemy has established a NCS. The opposing forces (OPFOR) element has radio and jamming equipment.

STANDARD: The OPFOR element attempts to disrupt an NCS. 1. Attempts to locate the radio frequency that the unit is operating on. 2. Attempts to enter the radio net. 3. Attempts to issue "bogus" orders to a unit on the net. 4. Jams the radio frequency and forces the unit to go to an alternate frequency.

TASK: Disrupt Defensive Preparations (5-OPFOR-0018)

CONDITION: The opposing forces (OPFOR) element has located the enemy. Priority intelligence requirements (PIR) and other intelligence requirements obtained by OPFOR patrols indicate that the enemy elements are establishing defensive positions. The OPFOR element has automatic and antiarmor weapons and light mortars.

STANDARD: The OPFOR element disrupts and delays the enemy's defensive preparations. 1. Locates and penetrates the enemy's security system. 2. Forces the enemy to delay defensive preparations. 3. Disrupts the enemy's obstacle preparations.

TASK: Disrupt Quartering Party Operations (5-OPFOR-0017)

CONDITION: The enemy is conducting quartering party operations. It has established an assembly area (AA) but has not moved in the main body.

STANDARD: The opposing forces (OPFOR) element attempts to disrupt quartering party operations and infiltrate the enemy's AA. 1. Locates the quartering party and the AA. 2. Surprises the main body. 3. Penetrates the AA with squad-size probes. 4. Inflicts personnel casualties and vehicle damage. 5. Disrupts the unit's preparations (prevents or delays beyond the unit's allotted time).

TASK: Disrupt Enemy Movement and Operations Using Tactical Nuclear Weapons (5-OPFOR-0016)

CONDITION: The opposing forces (OPFOR) element has located the enemy. Priority intelligence requirements (PIR) and other intelligence requirements have been obtained by OPFOR patrols. Tactical nuclear weapons are employed against key locations in the rear area.

STANDARD: The OPFOR element disrupts enemy movement and operations. 1. Disrupts or delays the movement of the enemy's equipment and supplies to the forward areas. 2. Destroys enemy equipment and supplies. 3. Inflicts a high rate of nuclear casualties among the enemy forces. 4. Denies the enemy the use of specified areas. 5. Contaminates the enemy's equipment and supplies.

TASK: Disrupt Movement (5-OPFOR-0014)

CONDITION: The enemy is expected to move through the opposing forces (OPFOR) element's area of operations. The OPFOR element has received an operation order (OPORD) or fragmentary order (FRAGO) to disrupt enemy movement. The enemy has the capability to defend with direct fire and antiarmor weapons.

STANDARD: The OPFOR element delays enemy movement. 1. Delays the element. 2. Forces the element to deviate from its route. 3. Prevents the element from reaching its destination. 4. Surprises the element's main body.

TASK: Counter Passage of Lines (5-OPFOR-0012)

CONDITION: Enemy forces are in defensive positions, but they are expected to attempt passage-of-lines operations. The opposing forces (OPFOR) received orders to disrupt enemy passage-of-lines operations.

STANDARD: The OPFOR element delays or prevents enemy passage of lines. 1. Delays the passage. 2. Prevents the company from moving all personnel through the stationary unit. 3. Engages the main body of either the moving or the stationary unit.

TASK: Disrupt Assembly Area (AA) Activities (5-OPFOR-0013)

CONDITION: Intelligence reports indicate that platoon- and company-size enemy units are operating in the opposing forces (OPFOR) area of operations. Enemy units can defend from AAs with direct fire, antiarmor weapons, and indirect fire. The enemy has close air support (CAS) and nuclear, biological, and chemical (NBC) capabilities.

STANDARD: The OPFOR element locates and disrupts the enemy's AA activities. 1. Locates the element's AA. 2. Probes the AA with squad- or team-size elements. 3. Inflicts more than 5 percent casualties on the element. 4. Disrupts the element's preparations (prevents or delays beyond the element's allotted time).

TASK: Attack (5-OPFOR-0001)

CONDITION: The opposing forces (OPFOR) element has located the enemy. The priority intelligence requirements (PIR) and the other intelligence requirements have been obtained by OPFOR patrols. The OPFOR element has automatic and antiarmor weapons and light mortars.

STANDARD: The OPFOR element attempts to seize the terrain, the vehicles, or the equipment. 1. Develops an attack plan. 2. Surprises the enemy unit's main body. 3. Initiates the attack using a scheme of maneuver that exploits the enemy's flanks, gaps, and weaknesses. 4. Uses covered and concealed routes to approach the enemy forces' flanks, gaps, or weakly held areas. 5. Employs indirect fire to support the attack. 6. Penetrates enemy defenses. 7. Destroys the equipment and the supplies. 8. Inflicts heavy casualties. 9. Isolates the combat service support (CSS) base by blocking the reinforcements. 10. Forces the enemy units to displace. 11. Avoids being fixed in one position. 12. Withdraws before the CSS base is reinforced with tactical combat forces.

TASK: Defend a Minefield (5-OPFOR-0023)

CONDITION: The enemy is conducting a minefield sweeping operation. The opposing forces (OPFOR) element has a minefield placed in the enemy's path. The minefield is under constant observation and fire.

STANDARD: The OPFOR element defends a minefield against an enemy element conducting a minefield sweeping operation. 1. Prevents the unit from detecting the obstacle. 2. Disrupts the minefield sweeping operation. 3. Prevents the unit from conducting the minefield sweeping operation, prevents the unit from moving all personnel through the breach, or delays the completion of the minefield sweeping operation for more than 45 minutes.

- ELEMENTS:** Company
 Company Headquarters
 Maintenance Section
 Horizontal Construction Platoon
 Embankment Squad
 Grading and Compact Squad
 Excavation Squad
 Two General Construction Platoons
 Six General Construction Squads

TASK: React to Indirect Fire (07-1-1923.05-T01A)
 (FM 7-7) (FM 7-10) (FM 7-7J)
 (FM 7-8)

ITERATION: 1 2 3 4 5 M (Circle)

COMMANDER/LEADER ASSESSMENT: T P U (Circle)

CONDITIONS: The element is moving, halted, or occupying a defensive position. Any member of the platoon gives the alert, "Incoming!" or a round impacts on or near their location. Some iterations of this task should be performed in MOPP4.

TASK STANDARDS: Within 2 seconds of the alert, the leader designates the direction and the distance to move. The platoon moves to the specified location. The time required to perform this task is increased when conducting it in mission-oriented protection posture (MOPP) 4.

TASK STEPS AND PERFORMANCE MEASURES	GO	NO-GO
<ol style="list-style-type: none"> 1. The element reacts to indirect fire while moving mounted. <ol style="list-style-type: none"> a. The element leader gave the direction and distance to move; for example, "3 o'clock, 200 meters." b. Vehicle commanders repeated the "Incoming!" alert to squad personnel. <ol style="list-style-type: none"> (1) Personnel closed all hatches. (2) Drivers moved rapidly out of the impact area in the direction ordered by the leader. 2. The element reacts to indirect fire while moving dismounted. <ol style="list-style-type: none"> a. Ensured that if vehicles with mounted weapons were available, the vehicles-- <ol style="list-style-type: none"> (1) Halted as close as possible to the dismounted team, allowing personnel to mount. (2) Moved rapidly out of the impact area in the direction ordered by the squad leader. b. Ensured that if vehicles were not available, dismounted personnel kept low and ran out of the impact area in the direction and at the distance ordered by the squad leader. 3. The element reacts to indirect fire when in a defensive position. <ol style="list-style-type: none"> a. Moved the vehicles immediately out of the impact area to alternate positions. b. Protected personnel by having each one go under the overhead cover of their fighting positions, if dismounted. 4. Element members move to designated rally points according to the element's operation order (OPORD). 		

TASK STEPS AND PERFORMANCE MEASURES	GO	NO-GO
5. The element establishes immediate security at the designated rally point. 6. The element consolidates and reorganizes. * 7. The element leader submits a shelling report (SHELREP) or a mortar bombing report (MORTREP) to higher headquarters (HQ). NOTE: Digital units send the SHELREP using frequency-modulated (FM) or digital means or the Force XXI Battle Command Brigade and Below (FBCB2) System according to the unit's tactical standing operating procedure (TACSOP).		

TASK PERFORMANCE / EVALUATION SUMMARY BLOCK							
ITERATION	1	2	3	4	5	M	TOTAL
TOTAL TASK STEPS EVALUATED							
TOTAL TASK STEPS "GO"							
TRAINING STATUS "GO"/"NO-GO"							

"*" indicates a leader task step.

SUPPORTING INDIVIDUAL TASKS: NONE

SUPPORTING COLLECTIVE TASKS: NONE

OPFOR TASKS AND STANDARDS

TASK: Disrupt Enemy Movement and Operations Using Persistent and Nonpersistent Chemical Weapons (5-OPFOR-0015)

CONDITION: The opposing forces (OPFOR) element has located the enemy. Priority intelligence requirements (PIR) and other intelligence requirements have been obtained by OPFOR patrols. The OPFOR units deliver chemical agents, by means of conventional artillery weapons or aircraft, along selected supply routes and key bases in the rear area.

STANDARD: The OPFOR element disrupts enemy movement and operations using persistent and nonpersistent chemical weapons. 1. Delivers chemical agents in low and densely wooded areas. 2. Delays the movement of enemy supplies and equipment to the forward areas. 3. Restricts the movement of the enemy units in the rear area. 4. Channels the movement of enemy units into predesignated ambush areas. 5. Contaminates enemy supplies and equipment. 6. Inflicts a high rate of casualties on enemy forces.

TASK: Disrupt a Route Reconnaissance (5-OPFOR-0021)

CONDITION: The enemy is conducting a route reconnaissance. The opposing forces (OPFOR) element is positioned along the enemy's route.

STANDARD: The OPFOR element attempts to disrupt a squad/section conducting a route reconnaissance. 1. Prevents the unit from meeting its specified time schedule. 2. Forces the unit to deviate from its specified route. 3. Prevents the unit from reaching its assigned destination. 4. Surprises the squad/section. 5. Inflicts casualties on the unit.

TASK: Conduct a Raid (5-OPFOR-0004)

CONDITION: The opposing forces (OPFOR) element has occupied an objective rally point and has orders to conduct a raid on a combat service support (CSS) base.

STANDARD: The OPFOR element infiltrates the enemy's base and destroys all of the targets. 1. Surprises the enemy forces. 2. Assaults the support base and accomplishes the assigned tasks. 3. Destroys the specified equipment and supplies. 4. Avoids being decisively engaged. 5. Withdraws all personnel from the objective areas within the time prescribed. 6. Obtains all priority intelligence requirements (PIR) from the raid site. 7. Sustains only light casualties from enemy fire.

TASK: Conduct an Aerial Reconnaissance (5-OPFOR-0010)

CONDITION: The opposing forces (OPFOR) headquarters (HQ) element requires intelligence on the locations and identification of the enemy elements. Aircraft is dispatched to take photographs and make a visual inspection of the enemy rear area.

STANDARD: The OPFOR element gathers photograph intelligence of the enemy. 1. Photographs the assigned sectors. 2. Makes quick visual checks where the ceiling is low. 3. Locates enemy positions in the area, particularly support and storage bases, and command and control (C2) facilities. 4. Sustains no loss of aircraft. 5. Reports priority intelligence requirements (PIR) and other information requirements to the OPFOR HQ.

TASK: Defeat Obstacles (5-OPFOR-0009)

CONDITION: The opposing forces (OPFOR) element encounters an obstacle that blocks the avenue of approach as it advances upon the enemy forces.

STANDARD: The OPFOR element bypasses or breaches the enemy obstacle. 1. Detects the obstacle before halting its main body. 2. Defeats the obstacle. a. Bypasses the obstacle without entering the engagement areas. b. Breaches the obstacle within 45 minutes and passes its entire force through the obstacle. 3. Does not incur degradation to the point that the mission must be discontinued.

TASK: Conduct an Attack (5-OPFOR-0008)

CONDITION: The enemy is conducting tactical operations. The opposing forces (OPFOR) element receives orders to attack the enemy, the area of occupation, or the main supply route (MSR) with smoke.

STANDARD: The OPFOR element disrupts the enemy's movement and smoke operations. 1. Determines the delivery method of the smoke attack. 2. Locates the target. 3. Delivers the smoke attack downwind. 4. Attacks the enemy with smoke, and surge attacks when the enemy responds to the smoke.

TASK: Disrupt Construction of Vehicle Fighting Positions (5-OPFOR-0020)

CONDITION: The opposing forces (OPFOR) element has located the enemy. The priority intelligence requirements (PIR) and other intelligence obtained by OPFOR patrols indicate the enemy is constructing vehicle fighting positions within its defensive area. The OPFOR element has automatic and antiarmor weapons and light mortars.

STANDARD: The OPFOR element attempts to disrupt the enemy's efforts to establish vehicle fighting positions. 1. Locates the defensive area. 2. Surprises the main body. 3. Penetrates the defensive area with squad-size probes. 4. Inflicts casualties on the unit. 5. Destroys vehicles. 6. Disrupts the unit's preparations (prevents or delays beyond the unit's allotted time).

TASK: Disrupt an Engineer Reconnaissance (5-OPFOR-0022)

CONDITION: The enemy is conducting an engineer reconnaissance. The opposing forces (OPFOR) element is positioned along the enemy's route.

STANDARD: The OPFOR element disrupts an engineer reconnaissance. 1. Prevents the unit from meeting its specified time schedule. 2. Forces the unit to deviate from its specified route. 3. Prevents the unit from accomplishing its assigned engineer reconnaissance. 4. Surprises the unit conducting the reconnaissance.

TASK: Conduct Terrorist and Saboteur Attacks (5-OPFOR-0005)

CONDITION: The opposing forces (OPFOR) element dispatches small teams into the enemy's rear area to disrupt combat service support (CSS) operations.

STANDARD: The enemy sustains disrupted command and control (C2), destroyed equipment and supplies, and light casualties. 1. Locates rear support bases and C2 facilities. 2. Delays and disrupts CSS operations through probes. 3. Infiltrates CSS bases to conduct sabotage and terrorist activities. 4. Inflicts light casualties. 5. Destroys supplies and equipment.

TASK: Defend a Minefield (5-OPFOR-0023)

CONDITION: The enemy is conducting a minefield sweeping operation. The opposing forces (OPFOR) element has a minefield placed in the enemy's path. The minefield is under constant observation and fire.

STANDARD: The OPFOR element defends a minefield against an enemy element conducting a minefield sweeping operation. 1. Prevents the unit from detecting the obstacle. 2. Disrupts the minefield sweeping operation. 3. Prevents the unit from conducting the minefield sweeping operation, prevents the unit from moving all personnel through the breach, or delays the completion of the minefield sweeping operation for more than 45 minutes.

TASK: Maintain Contact (5-OPFOR-0003)

CONDITION: The opposing forces (OPFOR) element is engaged with enemy base-defense forces. The enemy forces are withdrawing under pressure.

STANDARD: The OPFOR element maintains enemy contact while the enemy withdraws. 1. Engages the enemy forces decisively. 2. Advances the OPFOR as the enemy forces withdraw. 3. Inflicts heavy casualties. 4. Captures the members of the enemy force. 5. Captures documents and equipment. 6. Safeguards the captured documents, the equipment, and the personnel.

TASK: Conduct an Ambush (5-OPFOR-0007)

CONDITION: The enemy is moving in a convoy. The opposing forces (OPFOR) element is positioned along the enemy's route.

STANDARD: The OPFOR element inflicts casualties on the enemy and causes vehicle and equipment damage. 1. Prepares an ambush site before the element arrives. 2. Surprises march element forces. 3. Inflicts heavy casualties within the designated kill zone. 4. Inflicts heavy damage to the vehicles and the equipment within the designated kill zone. 5. Delays the march element from reaching a specified destination for a specified period of time. 6. Withdraws on order. 7. Sustains no casualties. 8. Reports actions to superiors.

TASK: Disrupt a Net Control Station (NCS) (5-OPFOR-0019)

CONDITION: The enemy has established a NCS. The opposing forces (OPFOR) element has radio and jamming equipment.

STANDARD: The OPFOR element attempts to disrupt an NCS. 1. Attempts to locate the radio frequency that the unit is operating on. 2. Attempts to enter the radio net. 3. Attempts to issue "bogus" orders to a unit on the net. 4. Jams the radio frequency and forces the unit to go to an alternate frequency.

TASK: Disrupt Defensive Preparations (5-OPFOR-0018)

CONDITION: The opposing forces (OPFOR) element has located the enemy. Priority intelligence requirements (PIR) and other intelligence requirements obtained by OPFOR patrols indicate that the enemy elements are establishing defensive positions. The OPFOR element has automatic and antiarmor weapons and light mortars.

STANDARD: The OPFOR element disrupts and delays the enemy's defensive preparations. 1. Locates and penetrates the enemy's security system. 2. Forces the enemy to delay defensive preparations. 3. Disrupts the enemy's obstacle preparations.

TASK: Disrupt Enemy Movement and Operations Using Tactical Nuclear Weapons (5-OPFOR-0016)

CONDITION: The opposing forces (OPFOR) element has located the enemy. Priority intelligence requirements (PIR) and other intelligence requirements have been obtained by OPFOR patrols. Tactical nuclear weapons are employed against key locations in the rear area.

STANDARD: The OPFOR element disrupts enemy movement and operations. 1. Disrupts or delays the movement of the enemy's equipment and supplies to the forward areas. 2. Destroys enemy equipment and supplies. 3. Inflicts a high rate of nuclear casualties among the enemy forces. 4. Denies the enemy the use of specified areas. 5. Contaminates the enemy's equipment and supplies.

TASK: Disrupt Quartering Party Operations (5-OPFOR-0017)

CONDITION: The enemy is conducting quartering party operations. It has established an assembly area (AA) but has not moved in the main body.

STANDARD: The opposing forces (OPFOR) element attempts to disrupt quartering party operations and infiltrate the enemy's AA. 1. Locates the quartering party and the AA. 2. Surprises the main body. 3. Penetrates the AA with squad-size probes. 4. Inflicts personnel casualties and vehicle damage. 5. Disrupts the unit's preparations (prevents or delays beyond the unit's allotted time).

TASK: Disrupt Movement (5-OPFOR-0014)

CONDITION: The enemy is expected to move through the opposing forces (OPFOR) element's area of operations. The OPFOR element has received an operation order (OPORD) or fragmentary order (FRAGO) to disrupt enemy movement. The enemy has the capability to defend with direct fire and antiarmor weapons.

STANDARD: The OPFOR element delays enemy movement. 1. Delays the element. 2. Forces the element to deviate from its route. 3. Prevents the element from reaching its destination. 4. Surprises the element's main body.

TASK: Counter Passage of Lines (5-OPFOR-0012)

CONDITION: Enemy forces are in defensive positions, but they are expected to attempt passage-of-lines operations. The opposing forces (OPFOR) received orders to disrupt enemy passage-of-lines operations.

STANDARD: The OPFOR element delays or prevents enemy passage of lines. 1. Delays the passage. 2. Prevents the company from moving all personnel through the stationary unit. 3. Engages the main body of either the moving or the stationary unit.

TASK: Disrupt Assembly Area (AA) Activities (5-OPFOR-0013)

CONDITION: Intelligence reports indicate that platoon- and company-size enemy units are operating in the opposing forces (OPFOR) area of operations. Enemy units can defend from AAs with direct fire, antiarmor weapons, and indirect fire. The enemy has close air support (CAS) and nuclear, biological, and chemical (NBC) capabilities.

STANDARD: The OPFOR element locates and disrupts the enemy's AA activities. 1. Locates the element's AA. 2. Probes the AA with squad- or team-size elements. 3. Inflicts more than 5 percent casualties on the element. 4. Disrupts the element's preparations (prevents or delays beyond the element's allotted time).

TASK: Attack (5-OPFOR-0001)

CONDITION: The opposing forces (OPFOR) element has located the enemy. The priority intelligence requirements (PIR) and the other intelligence requirements have been obtained by OPFOR patrols. The OPFOR element has automatic and antiarmor weapons and light mortars.

STANDARD: The OPFOR element attempts to seize the terrain, the vehicles, or the equipment. 1. Develops an attack plan. 2. Surprises the enemy unit's main body. 3. Initiates the attack using a scheme of maneuver that exploits the enemy's flanks, gaps, and weaknesses. 4. Uses covered and concealed routes to approach the enemy forces' flanks, gaps, or weakly held areas. 5. Employs indirect fire to support the attack. 6. Penetrates enemy defenses. 7. Destroys the equipment and the supplies. 8. Inflicts heavy casualties. 9. Isolates the combat service support (CSS) base by blocking the reinforcements. 10. Forces the enemy units to displace. 11. Avoids being fixed in one position. 12. Withdraws before the CSS base is reinforced with tactical combat forces.

TASK: Conduct Sniper Operations (5-OPFOR-0006)

CONDITION: The opposing forces (OPFOR) element has assigned snipers (regular or irregular elements) in the enemy's rear area along the main supply route (MSR) and near support sites.

STANDARD: The OPFOR element kills or wounds targets. 1. Sets up a well-concealed location. 2. Engages vehicle drivers or personnel on foot with short bursts of semiautomatic fire. 3. Kills or wounds selected targets. 4. Prevents the position from being discovered by enemy forces. 5. Evacuates the area without being spotted. 6. Reports all specified priority intelligence requirements (PIR) and other intelligence requirements to the OPFOR headquarters (HQ).

TASK: Surrender to the Capturing Unit on the Battlefield (5-OPFOR-0024)

CONDITION: The enemy has captured opposing forces (OPFOR) element's soldiers, documents, and equipment sensitive to the OPFOR tactical operations.

STANDARD: The OPFOR soldiers retain or destroy documents and equipment. The OPFOR element surrenders the documents and the equipment of no tactical use to the enemy and attempts to conceal or destroy items of tactical value. The OPFOR element attempts escape and evasion. 1. Prevents the successful capture of the documents and the equipment. 2. Destroys the documents and the equipment. 3. Removes identifying markings from the equipment. 4. Removes unit-identifying insignia. 5. Provides misleading information. 6. Plans an escape. 7. Delays movement to the nearest collection point. 8. Prevents safeguarding of the enemy prisoners of war (EPWs) in order to cause embarrassment to the United States (US).

TASK: Conduct Air Attacks (5-OPFOR-0002)

CONDITION: The opposing forces (OPFOR) element in the rear area has forwarded the positions of the enemy support sites or the locations of moving elements. The OPFOR aircraft have been dispatched to attack enemy installations or convoys.

STANDARD: The OPFOR element attempts to delay, disrupt, or damage the enemy targets by air. 1. Locates the target (support sites or convoys). 2. Makes attack runs on the designated targets. 3. Inflicts heavy damage to the selected target. 4. Sustains no loss of aircraft. 5. Delays moving the force for more than one hour.

ELEMENTS: Company Headquarters
 Maintenance Section
 Horizontal Construction Platoon
 Embankment Squad
 Grading and Compact Squad
 Excavation Squad
 Two General Construction Platoons
 Six General Construction Squads

TASK: Conduct Passage of Lines (Passing/Stationary) (07-2-1125.05-T01A)
 (FM 7-10) (FM 7-92)

ITERATION: 1 2 3 4 5 M (Circle)
COMMANDER/LEADER ASSESSMENT: T P U (Circle)

CONDITIONS: The company is required to conduct a passage of lines. Digital units have performed functionality checks, and systems are operational. The enemy can attack by air, indirect fire, and up to company-sized (mounted or dismounted) forces. The unit may be augmented with additional maneuver, combat support (CS), or combat service support (CSS) assets. Civilians, government agencies, nongovernmental organizations, and local and international media may be in the area. Rules of engagement (ROE) and rules of interaction (ROI) have been published. Some iterations of this task should be performed in MOPP4.

TASK STANDARDS: The company coordinates with the stationary unit, exchanges all required information, and reports results of the coordination. Digital units send and receive reports using frequency-modulated (FM) or digital means. The passage is conducted at the time specified in the operation order (OPORD). There is no compromise of security and battle handover is completed as specified. If available, the company uses digital equipment as necessary or as directed to accomplish the mission. No friendly unit suffers casualties or damage to equipment as a result of fratricide. The company complies with the ROE and the ROI. The time required to perform this task is increased when conducting it in mission-oriented protection posture (MOPP) 4.

TASK STEPS AND PERFORMANCE MEASURES	GO	NO-GO
<p>NOTE: The digital navigation system equipment allows constant situational awareness (SA) between elements conducting a linkup, passage of lines, or a relief operation (any operation that involves friendly units moving toward each other) to aid navigation and fratricide prevention. For example, a moving squad or vehicle can monitor the location of a stationary unit and linkup site using the position updates and digital graphics displayed on the digital display. The stationary unit can also monitor the moving unit's location as they move along the prescribed route to the linkup point by monitoring position updates on the digital display. As the moving force closes on the linkup site, the stationary force is more aware of their presence and location reducing the possibility of fratricide. The moving unit does the same type monitoring to reduce fratricide potential. Once the moving unit nears the linkup location, the stationary unit should challenge it. This may be done digitally, visually, or with audible sounds using any prearranged signals. For example, the stationary unit can give the moving unit a series of flashes using an infrared source during limited visibility. The moving force responds with a precoordinated number of flashes. The challenge and password is also used between the two units, digitally or verbally.</p> <p>* 1. The commander receives an OPORD from higher headquarters (HQ) and initiates planning and coordination for the operation.</p>		

TASK STEPS AND PERFORMANCE MEASURES	GO	NO-GO
<ul style="list-style-type: none"> * 2. The passing-force commander meets the stationary unit commander and arranges for a specific time and location for coordinating the passage of respective companies (platoon leaders should be included). 3. The element conducts command and control (C2) of the operations digitally. <ul style="list-style-type: none"> a. Maintained SA. b. Submitted reports and overlays. c. Directed movement, positioning, and fires. * 4. The leader, or his representative, coordinates the passage through and reentry of lines with the forward unit leader, or his representative, and gives him the-- <ul style="list-style-type: none"> a. Unit's identification. b. Times of departure and return. c. Unit's area of operations (AO). * 5. The stationary-unit commander provides the leader, or his representative, with-- <ul style="list-style-type: none"> a. Terrain information. b. Known or suspected enemy positions. c. Likely enemy ambush sites. d. The latest enemy activity. e. Detailed information on friendly positions. f. Obstacle locations. g. The fire support plan. h. Support that the unit can provide; for example, fire support, litter teams, guides, communications, and a reaction force. i. Signal operation instructions (SOI) information, the signal plan, the reentry signal, the running password, and procedures to be used by the unit and guide during departure and reentry. j. Locations of the dismounting point (if needed) and the company's assembly area (AA), routes, and contact and passage points. * 6. Leaders of the two units must plan for and coordinate the following: <ul style="list-style-type: none"> a. Exchange of enemy intelligence. b. Reconnaissance of the position and routes. c. The passing unit's scheme of maneuver. d. Exchange of communication information. e. Recognition signals for the passage. f. Guides (down to squad level) and traffic control measures. g. Security measures for the passage. h. Fire support responsibilities and fire plans. i. Transfer of responsibility and actions on enemy contact during passage. j. CSS. * 7. Leaders coordinate specific control measures for the passage, to include-- <ul style="list-style-type: none"> a. Contact points. b. Passage routes and lanes. c. Passage points. d. Release points (RPs). e. AAs (rearward passage). * 8. Leaders exchange call signs, frequencies, code words, signals, and challenge and passwords to be used at the battle handover line. * 9. During the reconnaissance, the commander and leaders physically locate-- <ul style="list-style-type: none"> a. Passage routes and lanes. b. Passage points. 		

TASK STEPS AND PERFORMANCE MEASURES	GO	NO-GO
<p>c. Obstacle locations and safety lanes. d. RPs. e. AAs (for rearward passage). f. Contact points. g. Positions and actions of the stationary force during passage. h. CS and CSS elements, command posts (CPs), observation posts (OPs), and Javelin and mortar positions.</p> <p>*10. Both leaders ensure that their reconnaissance and other activities do not reveal the operation to the enemy. Stationary unit activities are continued as normal throughout the passage and continued after transfer of responsibility for the zone or sector.</p> <p>*11. The leader, or his representative, checks with other leaders who will be operating in the same or adjacent areas, and they exchange any information that will assist them with their operations.</p> <p>12. The unit arrives and moves into a secure position as designated in the primary coordination meeting by the stationary company commander.</p> <p>*13. The leader issues a contingency plan before moving out to make final coordination. a. Briefed elements on what was happening and what was going to happen. b. Briefed elements on the ROE and the ROI. c. Confirmed the chain of command. d. Briefed actions to be taken on contact. e. Briefed actions to be taken in the absence of the leader. f. Provided the time schedule, suspenses, and any limits on actions.</p> <p>*14. The leader completes the final coordination according to Subtask 5 with the stationary unit leader, or his representative, at the CP.</p> <p>15. The company moves at the designated time to a covered and concealed position near the contact point.</p> <p>16. The elements link up with guides that lead the security element from the contact points through the passage lanes and passage points to the RPs. NOTE: The movement technique used may make the clearing team unnecessary; for example, bounding overwatch.</p> <p>17. The security element clears the area forward of the RPs to the first covered and concealed position.</p> <p>18. After the area is cleared, the company moves forward to the release points.</p> <p>19. Guides identify and account for all vehicles or personnel passing through the passage points, contact points, and RPs.</p> <p>20. The company is counted through the RPs by the executive officer (XO), the first sergeant (1SG), or a platoon sergeant (PSG).</p> <p>21. Passage movement is continuous, and both leaders collocate at a point to observe critical areas, make timely decisions during the passage, and facilitate passage of responsibility for battle handover.</p> <p>22. A security halt may be executed after the company has moved beyond the friendly unit's final protection fires (FPF).</p>		

TASK STEPS AND PERFORMANCE MEASURES	GO	NO-GO
<p>23. The XO, 1SG, or PSG does not move forward from the RP until the leader is sure that he will not have to withdraw through the passage point.</p> <p>24. The companies move rapidly through the passage lanes to an AA or a new overwatch position.</p> <p>25. The company complies with the ROE and the ROI.</p> <p>26. The company or platoon makes a reentry through lines.</p> <p style="padding-left: 20px;">a. The company halted and established security.</p> <p>NOTE: If in contact with the enemy, the company does not halt. The contact party or guides from the stationary unit lead the unit through the passage points or long-range recognition signals are used to keep moving.</p> <p style="padding-left: 20px;">b. The leader contacted the forward unit and informed it that his unit was ready to reenter.</p> <p>NOTE: The leader may remain outside friendly lines until daylight. Before reentry, if communications are not possible, a reconnaissance and security team contacts an OP, using the appropriate recognition signals or communication system. The OP then contacts the friendly unit leader. If no communications can be established and no OPs can be found, the leader directs a small security team to reconnoiter for the coordinated contact point.</p> <p style="padding-left: 20px;">c. When the message was acknowledged, the leader directed a security team to the contact point.</p> <p style="padding-left: 20px;">d. The security team established contact with the guide using far and near recognition signals.</p> <p style="padding-left: 20px;">e. The security team signaled the company forward or went back and led the company to the passage point.</p> <p style="padding-left: 20px;">f. The 1SG or XO and PSG counted and identified each platoon as it passed through the passage point.</p> <p style="padding-left: 20px;">g. The guides led the unit, without halting, to an AA behind the friendly unit.</p> <p style="padding-left: 20px;">h. The leader reported to the CP of the forward unit and gave the commander tactical information in the commander's area of responsibility.</p> <p style="padding-left: 20px;">i. The leader linked up with the platoon in the AA and then led the company back to a secure area for debriefing.</p> <p>27. The company or platoon conducts stationary unit activities.</p> <p style="padding-left: 20px;">a. Established and manned contact points.</p> <p style="padding-left: 20px;">b. Coordinated with the passing unit and exchanged information listed in Subtasks 3-7.</p> <p style="padding-left: 20px;">c. Selected guides to link up with the passing unit at the coordinated time.</p> <p style="padding-left: 20px;">d. Provided CS and CSS to the unit, if required.</p> <p>NOTE: Support may include evacuation of casualties, fire support, and resupply of fuel and ammunition.</p>		

TASK PERFORMANCE / EVALUATION SUMMARY BLOCK							
ITERATION	1	2	3	4	5	M	TOTAL
TOTAL TASK STEPS EVALUATED							
TOTAL TASK STEPS "GO"							
TRAINING STATUS "GO"/"NO-GO"							

"*" indicates a leader task step.

SUPPORTING INDIVIDUAL TASKS: NONE

SUPPORTING COLLECTIVE TASKS: NONE

OPFOR TASKS AND STANDARDS

TASK: Surrender to the Capturing Unit on the Battlefield (5-OPFOR-0024)

CONDITION: The enemy has captured opposing forces (OPFOR) element's soldiers, documents, and equipment sensitive to the OPFOR tactical operations.

STANDARD: The OPFOR soldiers retain or destroy documents and equipment. The OPFOR element surrenders the documents and the equipment of no tactical use to the enemy and attempts to conceal or destroy items of tactical value. The OPFOR element attempts escape and evasion. 1. Prevents the successful capture of the documents and the equipment. 2. Destroys the documents and the equipment. 3. Removes identifying markings from the equipment. 4. Removes unit-identifying insignia. 5. Provides misleading information. 6. Plans an escape. 7. Delays movement to the nearest collection point. 8. Prevents safeguarding of the enemy prisoners of war (EPWs) in order to cause embarrassment to the United States (US).

TASK: Disrupt a Route Reconnaissance (5-OPFOR-0021)

CONDITION: The enemy is conducting a route reconnaissance. The opposing forces (OPFOR) element is positioned along the enemy's route.

STANDARD: The OPFOR element attempts to disrupt a squad/section conducting a route reconnaissance. 1. Prevents the unit from meeting its specified time schedule. 2. Forces the unit to deviate from its specified route. 3. Prevents the unit from reaching its assigned destination. 4. Surprises the squad/section. 5. Inflicts casualties on the unit.

TASK: Conduct a Raid (5-OPFOR-0004)

CONDITION: The opposing forces (OPFOR) element has occupied an objective rally point and has orders to conduct a raid on a combat service support (CSS) base.

STANDARD: The OPFOR element infiltrates the enemy's base and destroys all of the targets. 1. Surprises the enemy forces. 2. Assaults the support base and accomplishes the assigned tasks. 3. Destroys the specified equipment and supplies. 4. Avoids being decisively engaged. 5. Withdraws all personnel from the objective areas within the time prescribed. 6. Obtains all priority intelligence requirements (PIR) from the raid site. 7. Sustains only light casualties from enemy fire.

TASK: Conduct an Aerial Reconnaissance (5-OPFOR-0010)

CONDITION: The opposing forces (OPFOR) headquarters (HQ) element requires intelligence on the locations and identification of the enemy elements. Aircraft is dispatched to take photographs and make a visual inspection of the enemy rear area.

STANDARD: The OPFOR element gathers photograph intelligence of the enemy. 1. Photographs the assigned sectors. 2. Makes quick visual checks where the ceiling is low. 3. Locates enemy positions in the area, particularly support and storage bases, and command and control (C2) facilities. 4. Sustains no loss of aircraft. 5. Reports priority intelligence requirements (PIR) and other information requirements to the OPFOR HQ.

TASK: Defeat Obstacles (5-OPFOR-0009)

CONDITION: The opposing forces (OPFOR) element encounters an obstacle that blocks the avenue of approach as it advances upon the enemy forces.

STANDARD: The OPFOR element bypasses or breaches the enemy obstacle. 1. Detects the obstacle before halting its main body. 2. Defeats the obstacle. a. Bypasses the obstacle without entering the engagement areas. b. Breaches the obstacle within 45 minutes and passes its entire force through the obstacle. 3. Does not incur degradation to the point that the mission must be discontinued.

TASK: Conduct an Attack (5-OPFOR-0008)

CONDITION: The enemy is conducting tactical operations. The opposing forces (OPFOR) element receives orders to attack the enemy, the area of occupation, or the main supply route (MSR) with smoke.

STANDARD: The OPFOR element disrupts the enemy's movement and smoke operations. 1. Determines the delivery method of the smoke attack. 2. Locates the target. 3. Delivers the smoke attack downwind. 4. Attacks the enemy with smoke, and surge attacks when the enemy responds to the smoke.

TASK: Disrupt Construction of Vehicle Fighting Positions (5-OPFOR-0020)

CONDITION: The opposing forces (OPFOR) element has located the enemy. The priority intelligence requirements (PIR) and other intelligence obtained by OPFOR patrols indicate the enemy is constructing vehicle fighting positions within its defensive area. The OPFOR element has automatic and antiarmor weapons and light mortars.

STANDARD: The OPFOR element attempts to disrupt the enemy's efforts to establish vehicle fighting positions. 1. Locates the defensive area. 2. Surprises the main body. 3. Penetrates the defensive area with squad-size probes. 4. Inflicts casualties on the unit. 5. Destroys vehicles. 6. Disrupts the unit's preparations (prevents or delays beyond the unit's allotted time).

TASK: Disrupt an Engineer Reconnaissance (5-OPFOR-0022)

CONDITION: The enemy is conducting an engineer reconnaissance. The opposing forces (OPFOR) element is positioned along the enemy's route.

STANDARD: The OPFOR element disrupts an engineer reconnaissance. 1. Prevents the unit from meeting its specified time schedule. 2. Forces the unit to deviate from its specified route. 3. Prevents the unit from accomplishing its assigned engineer reconnaissance. 4. Surprises the unit conducting the reconnaissance.

TASK: Conduct Terrorist and Saboteur Attacks (5-OPFOR-0005)

CONDITION: The opposing forces (OPFOR) element dispatches small teams into the enemy's rear area to disrupt combat service support (CSS) operations.

STANDARD: The enemy sustains disrupted command and control (C2), destroyed equipment and supplies, and light casualties. 1. Locates rear support bases and C2 facilities. 2. Delays and disrupts CSS operations through probes. 3. Infiltrates CSS bases to conduct sabotage and terrorist activities. 4. Inflicts light casualties. 5. Destroys supplies and equipment.

TASK: Defend a Minefield (5-OPFOR-0023)

CONDITION: The enemy is conducting a minefield sweeping operation. The opposing forces (OPFOR) element has a minefield placed in the enemy's path. The minefield is under constant observation and fire.

STANDARD: The OPFOR element defends a minefield against an enemy element conducting a minefield sweeping operation. 1. Prevents the unit from detecting the obstacle. 2. Disrupts the minefield sweeping operation. 3. Prevents the unit from conducting the minefield sweeping operation, prevents the unit from moving all personnel through the breach, or delays the completion of the minefield sweeping operation for more than 45 minutes.

TASK: Maintain Contact (5-OPFOR-0003)

CONDITION: The opposing forces (OPFOR) element is engaged with enemy base-defense forces. The enemy forces are withdrawing under pressure.

STANDARD: The OPFOR element maintains enemy contact while the enemy withdraws. 1. Engages the enemy forces decisively. 2. Advances the OPFOR as the enemy forces withdraw. 3. Inflicts heavy casualties. 4. Captures the members of the enemy force. 5. Captures documents and equipment. 6. Safeguards the captured documents, the equipment, and the personnel.

TASK: Conduct an Ambush (5-OPFOR-0007)

CONDITION: The enemy is moving in a convoy. The opposing forces (OPFOR) element is positioned along the enemy's route.

STANDARD: The OPFOR element inflicts casualties on the enemy and causes vehicle and equipment damage. 1. Prepares an ambush site before the element arrives. 2. Surprises march element forces. 3. Inflicts heavy casualties within the designated kill zone. 4. Inflicts heavy damage to the vehicles and the equipment within the designated kill zone. 5. Delays the march element from reaching a specified destination for a specified period of time. 6. Withdraws on order. 7. Sustains no casualties. 8. Reports actions to superiors.

TASK: Disrupt a Net Control Station (NCS) (5-OPFOR-0019)

CONDITION: The enemy has established a NCS. The opposing forces (OPFOR) element has radio and jamming equipment.

STANDARD: The OPFOR element attempts to disrupt an NCS. 1. Attempts to locate the radio frequency that the unit is operating on. 2. Attempts to enter the radio net. 3. Attempts to issue "bogus" orders to a unit on the net. 4. Jams the radio frequency and forces the unit to go to an alternate frequency.

TASK: Disrupt Defensive Preparations (5-OPFOR-0018)

CONDITION: The opposing forces (OPFOR) element has located the enemy. Priority intelligence requirements (PIR) and other intelligence requirements obtained by OPFOR patrols indicate that the enemy elements are establishing defensive positions. The OPFOR element has automatic and antiarmor weapons and light mortars.

STANDARD: The OPFOR element disrupts and delays the enemy's defensive preparations. 1. Locates and penetrates the enemy's security system. 2. Forces the enemy to delay defensive preparations. 3. Disrupts the enemy's obstacle preparations.

TASK: Disrupt Enemy Movement and Operations Using Tactical Nuclear Weapons (5-OPFOR-0016)

CONDITION: The opposing forces (OPFOR) element has located the enemy. Priority intelligence requirements (PIR) and other intelligence requirements have been obtained by OPFOR patrols. Tactical nuclear weapons are employed against key locations in the rear area.

STANDARD: The OPFOR element disrupts enemy movement and operations. 1. Disrupts or delays the movement of the enemy's equipment and supplies to the forward areas. 2. Destroys enemy equipment and supplies. 3. Inflicts a high rate of nuclear casualties among the enemy forces. 4. Denies the enemy the use of specified areas. 5. Contaminates the enemy's equipment and supplies.

TASK: Disrupt Quartering Party Operations (5-OPFOR-0017)

CONDITION: The enemy is conducting quartering party operations. It has established an assembly area (AA) but has not moved in the main body.

STANDARD: The opposing forces (OPFOR) element attempts to disrupt quartering party operations and infiltrate the enemy's AA. 1. Locates the quartering party and the AA. 2. Surprises the main body. 3. Penetrates the AA with squad-size probes. 4. Inflicts personnel casualties and vehicle damage. 5. Disrupts the unit's preparations (prevents or delays beyond the unit's allotted time).

TASK: Disrupt Enemy Movement and Operations Using Persistent and Nonpersistent Chemical Weapons (5-OPFOR-0015)

CONDITION: The opposing forces (OPFOR) element has located the enemy. Priority intelligence requirements (PIR) and other intelligence requirements have been obtained by OPFOR patrols. The OPFOR units deliver chemical agents, by means of conventional artillery weapons or aircraft, along selected supply routes and key bases in the rear area.

STANDARD: The OPFOR element disrupts enemy movement and operations using persistent and nonpersistent chemical weapons. 1. Delivers chemical agents in low and densely wooded areas. 2. Delays the movement of enemy supplies and equipment to the forward areas. 3. Restricts the movement of the enemy units in the rear area. 4. Channels the movement of enemy units into predesignated ambush areas. 5. Contaminates enemy supplies and equipment. 6. Inflicts a high rate of casualties on enemy forces.

TASK: Disrupt Movement (5-OPFOR-0014)

CONDITION: The enemy is expected to move through the opposing forces (OPFOR) element's area of operations. The OPFOR element has received an operation order (OPORD) or fragmentary order (FRAGO) to disrupt enemy movement. The enemy has the capability to defend with direct fire and antiarmor weapons.

STANDARD: The OPFOR element delays enemy movement. 1. Delays the element. 2. Forces the element to deviate from its route. 3. Prevents the element from reaching its destination. 4. Surprises the element's main body.

TASK: Counter Passage of Lines (5-OPFOR-0012)

CONDITION: Enemy forces are in defensive positions, but they are expected to attempt passage-of-lines operations. The opposing forces (OPFOR) received orders to disrupt enemy passage-of-lines operations.

STANDARD: The OPFOR element delays or prevents enemy passage of lines. 1. Delays the passage. 2. Prevents the company from moving all personnel through the stationary unit. 3. Engages the main body of either the moving or the stationary unit.

TASK: Disrupt Assembly Area (AA) Activities (5-OPFOR-0013)

CONDITION: Intelligence reports indicate that platoon- and company-size enemy units are operating in the opposing forces (OPFOR) area of operations. Enemy units can defend from AAs with direct fire, antiarmor weapons, and indirect fire. The enemy has close air support (CAS) and nuclear, biological, and chemical (NBC) capabilities.

STANDARD: The OPFOR element locates and disrupts the enemy's AA activities. 1. Locates the element's AA. 2. Probes the AA with squad- or team-size elements. 3. Inflicts more than 5 percent casualties on the element. 4. Disrupts the element's preparations (prevents or delays beyond the element's allotted time).

TASK: Attack (5-OPFOR-0001)

CONDITION: The opposing forces (OPFOR) element has located the enemy. The priority intelligence requirements (PIR) and the other intelligence requirements have been obtained by OPFOR patrols. The OPFOR element has automatic and antiarmor weapons and light mortars.

STANDARD: The OPFOR element attempts to seize the terrain, the vehicles, or the equipment. 1. Develops an attack plan. 2. Surprises the enemy unit's main body. 3. Initiates the attack using a scheme of maneuver that exploits the enemy's flanks, gaps, and weaknesses. 4. Uses covered and concealed routes to approach the enemy forces' flanks, gaps, or weakly held areas. 5. Employs indirect fire to support the attack. 6. Penetrates enemy defenses. 7. Destroys the equipment and the supplies. 8. Inflicts heavy casualties. 9. Isolates the combat service support (CSS) base by blocking the reinforcements. 10. Forces the enemy units to displace. 11. Avoids being fixed in one position. 12. Withdraws before the CSS base is reinforced with tactical combat forces.

TASK: Conduct Sniper Operations (5-OPFOR-0006)

CONDITION: The opposing forces (OPFOR) element has assigned snipers (regular or irregular elements) in the enemy's rear area along the main supply route (MSR) and near support sites.

STANDARD: The OPFOR element kills or wounds targets. 1. Sets up a well-concealed location. 2. Engages vehicle drivers or personnel on foot with short bursts of semiautomatic fire. 3. Kills or wounds selected targets. 4. Prevents the position from being discovered by enemy forces. 5. Evacuates the area without being spotted. 6. Reports all specified priority intelligence requirements (PIR) and other intelligence requirements to the OPFOR headquarters (HQ).

TASK: Conduct Air Attacks (5-OPFOR-0002)

CONDITION: The opposing forces (OPFOR) element in the rear area has forwarded the positions of the enemy support sites or the locations of moving elements. The OPFOR aircraft have been dispatched to attack enemy installations or convoys.

STANDARD: The OPFOR element attempts to delay, disrupt, or damage the enemy targets by air. 1. Locates the target (support sites or convoys). 2. Makes attack runs on the designated targets. 3. Inflicts heavy damage to the selected target. 4. Sustains no loss of aircraft. 5. Delays moving the force for more than one hour.

ELEMENTS: Company Headquarters
 Maintenance Section
 Horizontal Construction Platoon
 Two General Construction Platoons

TASK: Occupy an Assembly Area (AA) (07-2-1136.05-T02A)
 (FM 7-10) (FM 24-19) (FM 24-35)
 (FM 24-35-1) (FM 7-7) (FM 7-8)
 (TC 24-20)

ITERATION: 1 2 3 4 5 M (Circle)

COMMANDER/LEADER ASSESSMENT: T P U (Circle)

CONDITIONS: The element has been given the order to move and occupy an AA in preparation for combat operations. Digital units have performed functionality checks, and systems are operational. The enemy has the capability to attack with indirect fire, combined-arms support, and platoon-size elements. Some iterations of this task should be performed in MOPP4.

TASK STANDARDS: The quartering party completes AA preparations and guides the element's main body into its respective positions no later than the time specified in the operation order (OPORD). Digital units send and receive reports using frequency-modulated (FM) or digital means. Movement into the AA is uninterrupted; elements are not held up outside the AA. The enemy does not surprise the element's main body. The time required to perform this task is increased when conducting it in mission-oriented protection posture (MOPP) 4.

TASK STEPS AND PERFORMANCE MEASURES	GO	NO-GO
<ul style="list-style-type: none"> * 1. The element leader organizes a quartering party. <ul style="list-style-type: none"> a. Selected personnel. b. Determined the requirement for a combat vehicle and crew, based on transportation and security requirements. c. Determined the essential equipment needed. * 2. The element leader briefs the quartering party. <ul style="list-style-type: none"> a. Identified the location of the AA. b. Gave specific instructions upon arrival at the AA. c. Relayed the time of the main body's arrival at the AA. d. Identified the order of march. e. Relayed the nuclear, biological, and chemical (NBC) conditions. f. Issued a contingency plan in case of enemy contact. g. Established the MOPP level. 3. The quartering party moves along the march route. <ul style="list-style-type: none"> a. Maintained security. b. Reconnoitered the march route from the start point (SP) to the release point (RP) using the digital situational awareness (SA) overlay on the Digital Reconnaissance System (DRS). c. Monitored for NBC contamination. d. Marked obstacles and bypass routes. e. Reported critical information to the quartering-party leader. 4. The quartering party moves into the element's AA and prepares the area for the element's arrival. <ul style="list-style-type: none"> a. Selected and marked the routes from the RP to the new location. b. Selected and posted guides in time to meet the main body. 		

TASK STEPS AND PERFORMANCE MEASURES	GO	NO-GO
<ul style="list-style-type: none"> c. Marked entrances, exits, and internal routes. d. Marked vehicle positions where maximum cover, concealment, and dispersion provided 360-degree security. e. Marked or removed mines and obstacles. f. Organized and posted local security. <p>5. The element occupies the AA.</p> <ul style="list-style-type: none"> a. Moved the covered and concealed quartering-party guides to selected or designated areas without halting. b. Established and maintained local security from air and ground forces. <p>6. The element establishes the AA's perimeter.</p> <ul style="list-style-type: none"> a. Established the priority of work, which may vary by the unit's standing operating procedure (SOP) and the mission, enemy, terrain, troops, time available, and civilian considerations (METT-TC). b. Positioned vehicles and crew-served weapons to cover the sectors of fire. c. Established observation posts (OPs) on the critical avenues of approach. d. Established digital and frequency modulated (FM) communications between all positions. Used wire communications, if the time and situation permitted. e. Prepared range cards. f. Constructed individual and crew-served fighting positions. g. Cleared the fields of fire. h. Camouflaged positions. i. Emplaced chemical-agent alarms and early-warning devices. <p>7. The element performs internal AA operations.</p> <ul style="list-style-type: none"> a. Conducted preventive-maintenance checks and services (PMCS) on vehicles and equipment. b. Distributed ammunition, rations, water, supplies, and special equipment. c. Established the personal-hygiene and field sanitation sites. d. Maintained noise, light, and camouflage discipline. e. Instituted a rest plan for element members and leaders. f. Inspected the AA. <p>* 8. The element leader coordinates with the elements on the left and the right as a minimum.</p> <ul style="list-style-type: none"> a. Established responsibility for overlapping enemy avenues of approach between adjacent elements. b. Exchanged information on the OP locations and the elements' signals. c. Coordinated local counterattacks. d. Developed a defensive plan and forwarded it to higher headquarters (HQ). <p>* 9. Leaders develop contingency plans.</p> <ul style="list-style-type: none"> a. Developed an evacuation plan. b. Developed a plan of action on enemy contact. <p>10. The unit conducts rehearsals.</p> <ul style="list-style-type: none"> a. Rehearsed the evacuation plan. b. Rehearsed the plan of action on enemy contact. 		

TASK PERFORMANCE / EVALUATION SUMMARY BLOCK							
ITERATION	1	2	3	4	5	M	TOTAL
TOTAL TASK STEPS EVALUATED							
TOTAL TASK STEPS "GO"							
TRAINING STATUS "GO"/"NO-GO"							

"*" indicates a leader task step.

SUPPORTING INDIVIDUAL TASKS

Task Number	Task Title	References
031-503-3008	Implement Mission-Oriented Protective Posture	STP 21-24-SMCT
071-326-0503	Move Over, Through, or Around Obstacles (Except Minefields)	STP 21-1-SMCT
071-326-0513	Select Temporary Fighting Positions	STP 21-1-SMCT
071-326-0515	Select a Movement Route Using a Map	STP 21-24-SMCT
071-326-5703	Construct Individual Fighting Positions	STP 21-1-SMCT
071-326-5704	Supervise Construction of a Fighting Position	STP 21-24-SMCT
071-326-5705	Establish an Observation Post	STP 21-24-SMCT
071-326-5775	Coordinate with an Adjacent Platoon	STP 21-24-SMCT
071-329-1006	Navigate From One Point on the Ground to Another Point While Dismounted	STP 21-24-SMCT
071-331-0815	Practice Noise, Light, and Litter Discipline	STP 21-1-SMCT
071-331-0852	Clear a Field of Fire	STP 21-1-SMCT

SUPPORTING COLLECTIVE TASKS: NONE

OPFOR TASKS AND STANDARDS

TASK: Surrender to the Capturing Unit on the Battlefield (5-OPFOR-0024)

CONDITION: The enemy has captured opposing forces (OPFOR) element's soldiers, documents, and equipment sensitive to the OPFOR tactical operations.

STANDARD: The OPFOR soldiers retain or destroy documents and equipment. The OPFOR element surrenders the documents and the equipment of no tactical use to the enemy and attempts to conceal or destroy items of tactical value. The OPFOR element attempts escape and evasion. 1. Prevents the successful capture of the documents and the equipment. 2. Destroys the documents and the equipment. 3. Removes identifying markings from the equipment. 4. Removes unit-identifying insignia. 5. Provides misleading information. 6. Plans an escape. 7. Delays movement to the nearest collection point. 8. Prevents safeguarding of the enemy prisoners of war (EPWs) in order to cause embarrassment to the United States (US).

TASK: Disrupt a Route Reconnaissance (5-OPFOR-0021)

CONDITION: The enemy is conducting a route reconnaissance. The opposing forces (OPFOR) element is positioned along the enemy's route.

STANDARD: The OPFOR element attempts to disrupt a squad/section conducting a route reconnaissance. 1. Prevents the unit from meeting its specified time schedule. 2. Forces the unit to deviate from its specified route. 3. Prevents the unit from reaching its assigned destination. 4. Surprises the squad/section. 5. Inflicts casualties on the unit.

TASK: Conduct a Raid (5-OPFOR-0004)

CONDITION: The opposing forces (OPFOR) element has occupied an objective rally point and has orders to conduct a raid on a combat service support (CSS) base.

STANDARD: The OPFOR element infiltrates the enemy's base and destroys all of the targets. 1. Surprises the enemy forces. 2. Assaults the support base and accomplishes the assigned tasks. 3. Destroys the specified equipment and supplies. 4. Avoids being decisively engaged. 5. Withdraws all personnel from the objective areas within the time prescribed. 6. Obtains all priority intelligence requirements (PIR) from the raid site. 7. Sustains only light casualties from enemy fire.

TASK: Conduct an Aerial Reconnaissance (5-OPFOR-0010)

CONDITION: The opposing forces (OPFOR) headquarters (HQ) element requires intelligence on the locations and identification of the enemy elements. Aircraft is dispatched to take photographs and make a visual inspection of the enemy rear area.

STANDARD: The OPFOR element gathers photograph intelligence of the enemy. 1. Photographs the assigned sectors. 2. Makes quick visual checks where the ceiling is low. 3. Locates enemy positions in the area, particularly support and storage bases, and command and control (C2) facilities. 4. Sustains no loss of aircraft. 5. Reports priority intelligence requirements (PIR) and other information requirements to the OPFOR HQ.

TASK: Defeat Obstacles (5-OPFOR-0009)

CONDITION: The opposing forces (OPFOR) element encounters an obstacle that blocks the avenue of approach as it advances upon the enemy forces.

STANDARD: The OPFOR element bypasses or breaches the enemy obstacle. 1. Detects the obstacle before halting its main body. 2. Defeats the obstacle. a. Bypasses the obstacle without entering the engagement areas. b. Breaches the obstacle within 45 minutes and passes its entire force through the obstacle. 3. Does not incur degradation to the point that the mission must be discontinued.

TASK: Conduct an Attack (5-OPFOR-0008)

CONDITION: The enemy is conducting tactical operations. The opposing forces (OPFOR) element receives orders to attack the enemy, the area of occupation, or the main supply route (MSR) with smoke.

STANDARD: The OPFOR element disrupts the enemy's movement and smoke operations. 1. Determines the delivery method of the smoke attack. 2. Locates the target. 3. Delivers the smoke attack downwind. 4. Attacks the enemy with smoke, and surge attacks when the enemy responds to the smoke.

TASK: Disrupt Construction of Vehicle Fighting Positions (5-OPFOR-0020)

CONDITION: The opposing forces (OPFOR) element has located the enemy. The priority intelligence requirements (PIR) and other intelligence obtained by OPFOR patrols indicate the enemy is constructing vehicle fighting positions within its defensive area. The OPFOR element has automatic and antiarmor weapons and light mortars.

STANDARD: The OPFOR element attempts to disrupt the enemy's efforts to establish vehicle fighting positions. 1. Locates the defensive area. 2. Surprises the main body. 3. Penetrates the defensive area with squad-size probes. 4. Inflicts casualties on the unit. 5. Destroys vehicles. 6. Disrupts the unit's preparations (prevents or delays beyond the unit's allotted time).

TASK: Disrupt an Engineer Reconnaissance (5-OPFOR-0022)

CONDITION: The enemy is conducting an engineer reconnaissance. The opposing forces (OPFOR) element is positioned along the enemy's route.

STANDARD: The OPFOR element disrupts an engineer reconnaissance. 1. Prevents the unit from meeting its specified time schedule. 2. Forces the unit to deviate from its specified route. 3. Prevents the unit from accomplishing its assigned engineer reconnaissance. 4. Surprises the unit conducting the reconnaissance.

TASK: Conduct Terrorist and Saboteur Attacks (5-OPFOR-0005)

CONDITION: The opposing forces (OPFOR) element dispatches small teams into the enemy's rear area to disrupt combat service support (CSS) operations.

STANDARD: The enemy sustains disrupted command and control (C2), destroyed equipment and supplies, and light casualties. 1. Locates rear support bases and C2 facilities. 2. Delays and disrupts CSS operations through probes. 3. Infiltrates CSS bases to conduct sabotage and terrorist activities. 4. Inflicts light casualties. 5. Destroys supplies and equipment.

TASK: Defend a Minefield (5-OPFOR-0023)

CONDITION: The enemy is conducting a minefield sweeping operation. The opposing forces (OPFOR) element has a minefield placed in the enemy's path. The minefield is under constant observation and fire.

STANDARD: The OPFOR element defends a minefield against an enemy element conducting a minefield sweeping operation. 1. Prevents the unit from detecting the obstacle. 2. Disrupts the minefield sweeping operation. 3. Prevents the unit from conducting the minefield sweeping operation, prevents the unit from moving all personnel through the breach, or delays the completion of the minefield sweeping operation for more than 45 minutes.

TASK: Maintain Contact (5-OPFOR-0003)

CONDITION: The opposing forces (OPFOR) element is engaged with enemy base-defense forces. The enemy forces are withdrawing under pressure.

STANDARD: The OPFOR element maintains enemy contact while the enemy withdraws. 1. Engages the enemy forces decisively. 2. Advances the OPFOR as the enemy forces withdraw. 3. Inflicts heavy casualties. 4. Captures the members of the enemy force. 5. Captures documents and equipment. 6. Safeguards the captured documents, the equipment, and the personnel.

TASK: Conduct an Ambush (5-OPFOR-0007)

CONDITION: The enemy is moving in a convoy. The opposing forces (OPFOR) element is positioned along the enemy's route.

STANDARD: The OPFOR element inflicts casualties on the enemy and causes vehicle and equipment damage. 1. Prepares an ambush site before the element arrives. 2. Surprises march element forces. 3. Inflicts heavy casualties within the designated kill zone. 4. Inflicts heavy damage to the vehicles and the equipment within the designated kill zone. 5. Delays the march element from reaching a specified destination for a specified period of time. 6. Withdraws on order. 7. Sustains no casualties. 8. Reports actions to superiors.

TASK: Disrupt a Net Control Station (NCS) (5-OPFOR-0019)

CONDITION: The enemy has established a NCS. The opposing forces (OPFOR) element has radio and jamming equipment.

STANDARD: The OPFOR element attempts to disrupt an NCS. 1. Attempts to locate the radio frequency that the unit is operating on. 2. Attempts to enter the radio net. 3. Attempts to issue "bogus" orders to a unit on the net. 4. Jams the radio frequency and forces the unit to go to an alternate frequency.

TASK: Disrupt Defensive Preparations (5-OPFOR-0018)

CONDITION: The opposing forces (OPFOR) element has located the enemy. Priority intelligence requirements (PIR) and other intelligence requirements obtained by OPFOR patrols indicate that the enemy elements are establishing defensive positions. The OPFOR element has automatic and antiarmor weapons and light mortars.

STANDARD: The OPFOR element disrupts and delays the enemy's defensive preparations. 1. Locates and penetrates the enemy's security system. 2. Forces the enemy to delay defensive preparations. 3. Disrupts the enemy's obstacle preparations.

TASK: Disrupt Enemy Movement and Operations Using Tactical Nuclear Weapons (5-OPFOR-0016)

CONDITION: The opposing forces (OPFOR) element has located the enemy. Priority intelligence requirements (PIR) and other intelligence requirements have been obtained by OPFOR patrols. Tactical nuclear weapons are employed against key locations in the rear area.

STANDARD: The OPFOR element disrupts enemy movement and operations. 1. Disrupts or delays the movement of the enemy's equipment and supplies to the forward areas. 2. Destroys enemy equipment and supplies. 3. Inflicts a high rate of nuclear casualties among the enemy forces. 4. Denies the enemy the use of specified areas. 5. Contaminates the enemy's equipment and supplies.

TASK: Disrupt Quartering Party Operations (5-OPFOR-0017)

CONDITION: The enemy is conducting quartering party operations. It has established an assembly area (AA) but has not moved in the main body.

STANDARD: The opposing forces (OPFOR) element attempts to disrupt quartering party operations and infiltrate the enemy's AA. 1. Locates the quartering party and the AA. 2. Surprises the main body. 3. Penetrates the AA with squad-size probes. 4. Inflicts personnel casualties and vehicle damage. 5. Disrupts the unit's preparations (prevents or delays beyond the unit's allotted time).

TASK: Disrupt Enemy Movement and Operations Using Persistent and Nonpersistent Chemical Weapons (5-OPFOR-0015)

CONDITION: The opposing forces (OPFOR) element has located the enemy. Priority intelligence requirements (PIR) and other intelligence requirements have been obtained by OPFOR patrols. The OPFOR units deliver chemical agents, by means of conventional artillery weapons or aircraft, along selected supply routes and key bases in the rear area.

STANDARD: The OPFOR element disrupts enemy movement and operations using persistent and nonpersistent chemical weapons. 1. Delivers chemical agents in low and densely wooded areas. 2. Delays the movement of enemy supplies and equipment to the forward areas. 3. Restricts the movement of the enemy units in the rear area. 4. Channels the movement of enemy units into predesignated ambush areas. 5. Contaminates enemy supplies and equipment. 6. Inflicts a high rate of casualties on enemy forces.

TASK: Disrupt Movement (5-OPFOR-0014)

CONDITION: The enemy is expected to move through the opposing forces (OPFOR) element's area of operations. The OPFOR element has received an operation order (OPORD) or fragmentary order (FRAGO) to disrupt enemy movement. The enemy has the capability to defend with direct fire and antiarmor weapons.

STANDARD: The OPFOR element delays enemy movement. 1. Delays the element. 2. Forces the element to deviate from its route. 3. Prevents the element from reaching its destination. 4. Surprises the element's main body.

TASK: Counter Passage of Lines (5-OPFOR-0012)

CONDITION: Enemy forces are in defensive positions, but they are expected to attempt passage-of-lines operations. The opposing forces (OPFOR) received orders to disrupt enemy passage-of-lines operations.

STANDARD: The OPFOR element delays or prevents enemy passage of lines. 1. Delays the passage. 2. Prevents the company from moving all personnel through the stationary unit. 3. Engages the main body of either the moving or the stationary unit.

TASK: Disrupt Assembly Area (AA) Activities (5-OPFOR-0013)

CONDITION: Intelligence reports indicate that platoon- and company-size enemy units are operating in the opposing forces (OPFOR) area of operations. Enemy units can defend from AAs with direct fire, antiarmor weapons, and indirect fire. The enemy has close air support (CAS) and nuclear, biological, and chemical (NBC) capabilities.

STANDARD: The OPFOR element locates and disrupts the enemy's AA activities. 1. Locates the element's AA. 2. Probes the AA with squad- or team-size elements. 3. Inflicts more than 5 percent casualties on the element. 4. Disrupts the element's preparations (prevents or delays beyond the element's allotted time).

TASK: Attack (5-OPFOR-0001)

CONDITION: The opposing forces (OPFOR) element has located the enemy. The priority intelligence requirements (PIR) and the other intelligence requirements have been obtained by OPFOR patrols. The OPFOR element has automatic and antiarmor weapons and light mortars.

STANDARD: The OPFOR element attempts to seize the terrain, the vehicles, or the equipment. 1. Develops an attack plan. 2. Surprises the enemy unit's main body. 3. Initiates the attack using a scheme of maneuver that exploits the enemy's flanks, gaps, and weaknesses. 4. Uses covered and concealed routes to approach the enemy forces' flanks, gaps, or weakly held areas. 5. Employs indirect fire to support the attack. 6. Penetrates enemy defenses. 7. Destroys the equipment and the supplies. 8. Inflicts heavy casualties. 9. Isolates the combat service support (CSS) base by blocking the reinforcements. 10. Forces the enemy units to displace. 11. Avoids being fixed in one position. 12. Withdraws before the CSS base is reinforced with tactical combat forces.

TASK: Conduct Sniper Operations (5-OPFOR-0006)

CONDITION: The opposing forces (OPFOR) element has assigned snipers (regular or irregular elements) in the enemy's rear area along the main supply route (MSR) and near support sites.

STANDARD: The OPFOR element kills or wounds targets. 1. Sets up a well-concealed location. 2. Engages vehicle drivers or personnel on foot with short bursts of semiautomatic fire. 3. Kills or wounds selected targets. 4. Prevents the position from being discovered by enemy forces. 5. Evacuates the area without being spotted. 6. Reports all specified priority intelligence requirements (PIR) and other intelligence requirements to the OPFOR headquarters (HQ).

TASK: Conduct Air Attacks (5-OPFOR-0002)

CONDITION: The opposing forces (OPFOR) element in the rear area has forwarded the positions of the enemy support sites or the locations of moving elements. The OPFOR aircraft have been dispatched to attack enemy installations or convoys.

STANDARD: The OPFOR element attempts to delay, disrupt, or damage the enemy targets by air. 1. Locates the target (support sites or convoys). 2. Makes attack runs on the designated targets. 3. Inflicts heavy damage to the selected target. 4. Sustains no loss of aircraft. 5. Delays moving the force for more than one hour.

- ELEMENTS:** Company Headquarters
 Maintenance Section
 Horizontal Construction Platoon
 Embankment Squad
 Grading and Compact Squad
 Excavation Squad
 Two General Construction Platoons
 Six General Construction Squads

TASK: Conduct a Convoy (07-2-1301.05-T01A)
 (FM 55-30) (FM 21-16)

ITERATION: 1 2 3 4 5 M (Circle)
COMMANDER/LEADER ASSESSMENT: T P U (Circle)

CONDITIONS: Upon receipt of an operation order (OPORD), the element moves to a new location given in the OPORD and conducts operations at that location. There is a possibility of enemy contact with threat patrols up to platoon and company size. Threat mounted forces have been operating in the area through which the route passes. The company's standing operating procedure (SOP) is available and contains movement readiness levels and current loading plans. The convoy may be conducted during daylight or darkness, including blackout conditions. Radio and visual signals will be used for convoy control. The column may conduct halts. Some iterations of this task should be performed in MOPP4.

TASK STANDARDS: The element conducts the convoy and arrives at its new location by the time specified in the OPORD. The time required to perform this task is increased when conducting it in mission-oriented protection posture (MOPP) 4.

TASK STEPS AND PERFORMANCE MEASURES	GO	NO-GO
<p>* 1. The element commander conducts a map reconnaissance using all available position/navigation (POS/NAV) and terrain analysis capabilities, to include space-based assets.</p> <ul style="list-style-type: none"> a. Indicated the start point (SP). b. Identified locations of friendly units. c. Pointed out potential ambush sites. d. Identified checkpoints (CPs). e. Pointed out sites to be used for scheduled halts. f. Indicated the release point (RP). <p>2. The reconnaissance party conducts a route reconnaissance using all available POS/NAV and mapping capabilities available.</p> <ul style="list-style-type: none"> a. Wore the designated MOPP gear. b. Activated the automatic chemical alarm. c. Monitored radiation monitoring devices. d. Verified map information. e. Listed the capacities of bridges and underpasses. f. Listed the locations of culverts, ferries, foraging areas, steep grades, and possible ambush sites. g. Prepared the map overlay. h. Computed the travel time. i. Prepared the strip map. <p>* 3. The convoy commander coordinates for required support with higher headquarters (HQ), to include--</p> <ul style="list-style-type: none"> a. Military police (MP) support. 		

TASK STEPS AND PERFORMANCE MEASURES	GO	NO-GO
<ul style="list-style-type: none"> b. Medical support. c. Fire support (FS). d. Engineer support. e. Maintenance contact-team support. f. Additional requirements, as required. <p>4. The element prepares vehicles and equipment.</p> <ul style="list-style-type: none"> a. Performed preventive-maintenance checks and services (PMCS). b. Corrected minor deficiencies. c. Reported major deficiencies. d. Hardened vehicles using sandbags or other authorized materials. e. Covered unit identification markings on vehicles and personnel. f. Covered or removed reflective surfaces. g. Placed antennas at their lowest height. h. Turned radio volumes and squelches to their lowest setting, consistent with operational requirements. <p>* 5. The convoy commander organizes the convoy.</p> <ul style="list-style-type: none"> a. Assigned cargo vehicle positions. b. Positioned control vehicles without setting a pattern. c. Assigned recovery vehicle positions. d. Arranged hardened vehicles near the head of the convoy. e. Specified passenger locations. f. Appointed air guards. g. Organized the trail party element. h. Provided vehicle position listings to the trail party leader. <p>* 6. The convoy commander briefs the convoy personnel.</p> <ul style="list-style-type: none"> a. Provided strip maps to each vehicle driver. b. Identified the convoy's chain of command. c. Detailed the convoy's route. d. Prescribed the march rate and the catch-up speed. e. Specified convoy intervals. f. Identified the scheduled halts. g. Briefed accident and breakdown procedures. h. Briefed immediate-action security measures. i. Briefed blackout-condition procedures. j. Specified the location of medical support. k. Specified the location of maintenance support. l. Briefed communication procedures. m. Specified the location and the identification of the destination. <p>7. The convoy crosses the SP.</p> <ul style="list-style-type: none"> a. Crossed at the specified time. b. Verified that vehicles had crossed the SP. c. Forwarded the SP crossing report to the convoy commander when the entire unit had passed the SP. <p>* 8. The convoy commander provides the convoy information to higher HQ.</p> <ul style="list-style-type: none"> a. Reported the SP crossing time. b. Reported the CP clearance, when crossed. c. Pointed out data that conflicted with the maps. d. Used the correct signal operation instructions (SOI) codes in all transmissions. e. Reported the RP crossing time. 		

TASK STEPS AND PERFORMANCE MEASURES	GO	NO-GO
<p>9. The convoy maintains march discipline.</p> <ul style="list-style-type: none"> a. Maintained the designated march speed. b. Maintained the proper vehicle intervals. c. Crossed CPs as scheduled. d. Reacted correctly to the convoy commander's signals. e. Maintained security throughout the movement and during halts. <p>10. The company conducts a scheduled halt.</p> <ul style="list-style-type: none"> a. Stopped the column at the prescribed time. b. Maintained the prescribed vehicular intervals. c. Moved vehicles off the road. d. Established local security. e. Performed PMCS. f. Inspected vehicle loads. g. Departed at the specified times. <p>11. The company conducts an unscheduled halt.</p> <ul style="list-style-type: none"> a. Alerted the march column. b. Reported the stoppage to higher HQ. c. Maintained the prescribed vehicular intervals. d. Established local security. e. Reported the resumption of the march to higher HQ. <p>12. The convoy moves under blackout conditions.</p> <ul style="list-style-type: none"> a. Provided a visual adjustment period. b. Prepared the vehicles for blackout conditions. c. Maintained the prescribed vehicle distances. d. Wore night vision goggles (specified personnel). e. Wore regular eye protection goggles. f. Used ground guides during poor visibility periods. <p>13. The trail party recovers disabled vehicles.</p> <ul style="list-style-type: none"> a. Inspected the disabled vehicle. b. Repaired the disabled vehicle, when possible. c. Towed the vehicle, if necessary. d. Reported the vehicle's status to the convoy commander. <p>14. The convoy moves through urban areas.</p> <ul style="list-style-type: none"> a. Identified weight, height, and width restrictions. b. Used close-column formation. c. Obeyed traffic control directions. d. Used direction guides at critical intersections. <p>15. The convoy crosses the RP.</p> <ul style="list-style-type: none"> a. Crossed at the specified time. b. Verified that the vehicles had crossed the RP. c. Forwarded the crossing report to higher HQ. 		

TASK PERFORMANCE / EVALUATION SUMMARY BLOCK							
ITERATION	1	2	3	4	5	M	TOTAL
TOTAL TASK STEPS EVALUATED							
TOTAL TASK STEPS "GO"							
TRAINING STATUS "GO"/"NO-GO"							

"**" indicates a leader task step.

SUPPORTING INDIVIDUAL TASKS: NONE

SUPPORTING COLLECTIVE TASKS: NONE

OPFOR TASKS AND STANDARDS

TASK: Surrender to the Capturing Unit on the Battlefield (5-OPFOR-0024)

CONDITION: The enemy has captured opposing forces (OPFOR) element's soldiers, documents, and equipment sensitive to the OPFOR tactical operations.

STANDARD: The OPFOR soldiers retain or destroy documents and equipment. The OPFOR element surrenders the documents and the equipment of no tactical use to the enemy and attempts to conceal or destroy items of tactical value. The OPFOR element attempts escape and evasion. 1. Prevents the successful capture of the documents and the equipment. 2. Destroys the documents and the equipment. 3. Removes identifying markings from the equipment. 4. Removes unit-identifying insignia. 5. Provides misleading information. 6. Plans an escape. 7. Delays movement to the nearest collection point. 8. Prevents safeguarding of the enemy prisoners of war (EPWs) in order to cause embarrassment to the United States (US).

TASK: Disrupt a Route Reconnaissance (5-OPFOR-0021)

CONDITION: The enemy is conducting a route reconnaissance. The opposing forces (OPFOR) element is positioned along the enemy's route.

STANDARD: The OPFOR element attempts to disrupt a squad/section conducting a route reconnaissance. 1. Prevents the unit from meeting its specified time schedule. 2. Forces the unit to deviate from its specified route. 3. Prevents the unit from reaching its assigned destination. 4. Surprises the squad/section. 5. Inflicts casualties on the unit.

TASK: Conduct a Raid (5-OPFOR-0004)

CONDITION: The opposing forces (OPFOR) element has occupied an objective rally point and has orders to conduct a raid on a combat service support (CSS) base.

STANDARD: The OPFOR element infiltrates the enemy's base and destroys all of the targets. 1. Surprises the enemy forces. 2. Assaults the support base and accomplishes the assigned tasks. 3. Destroys the specified equipment and supplies. 4. Avoids being decisively engaged. 5. Withdraws all personnel from the objective areas within the time prescribed. 6. Obtains all priority intelligence requirements (PIR) from the raid site. 7. Sustains only light casualties from enemy fire.

TASK: Conduct an Aerial Reconnaissance (5-OPFOR-0010)

CONDITION: The opposing forces (OPFOR) headquarters (HQ) element requires intelligence on the locations and identification of the enemy elements. Aircraft is dispatched to take photographs and make a visual inspection of the enemy rear area.

STANDARD: The OPFOR element gathers photograph intelligence of the enemy. 1. Photographs the assigned sectors. 2. Makes quick visual checks where the ceiling is low. 3. Locates enemy positions in the area, particularly support and storage bases, and command and control (C2) facilities. 4. Sustains no loss of aircraft. 5. Reports priority intelligence requirements (PIR) and other information requirements to the OPFOR HQ.

TASK: Defeat Obstacles (5-OPFOR-0009)

CONDITION: The opposing forces (OPFOR) element encounters an obstacle that blocks the avenue of approach as it advances upon the enemy forces.

STANDARD: The OPFOR element bypasses or breaches the enemy obstacle. 1. Detects the obstacle before halting its main body. 2. Defeats the obstacle. a. Bypasses the obstacle without entering the engagement areas. b. Breaches the obstacle within 45 minutes and passes its entire force through the obstacle. 3. Does not incur degradation to the point that the mission must be discontinued.

TASK: Conduct an Attack (5-OPFOR-0008)

CONDITION: The enemy is conducting tactical operations. The opposing forces (OPFOR) element receives orders to attack the enemy, the area of occupation, or the main supply route (MSR) with smoke.

STANDARD: The OPFOR element disrupts the enemy's movement and smoke operations. 1. Determines the delivery method of the smoke attack. 2. Locates the target. 3. Delivers the smoke attack downwind. 4. Attacks the enemy with smoke, and surge attacks when the enemy responds to the smoke.

TASK: Disrupt Construction of Vehicle Fighting Positions (5-OPFOR-0020)

CONDITION: The opposing forces (OPFOR) element has located the enemy. The priority intelligence requirements (PIR) and other intelligence obtained by OPFOR patrols indicate the enemy is constructing vehicle fighting positions within its defensive area. The OPFOR element has automatic and antiarmor weapons and light mortars.

STANDARD: The OPFOR element attempts to disrupt the enemy's efforts to establish vehicle fighting positions. 1. Locates the defensive area. 2. Surprises the main body. 3. Penetrates the defensive area with squad-size probes. 4. Inflicts casualties on the unit. 5. Destroys vehicles. 6. Disrupts the unit's preparations (prevents or delays beyond the unit's allotted time).

TASK: Disrupt an Engineer Reconnaissance (5-OPFOR-0022)

CONDITION: The enemy is conducting an engineer reconnaissance. The opposing forces (OPFOR) element is positioned along the enemy's route.

STANDARD: The OPFOR element disrupts an engineer reconnaissance. 1. Prevents the unit from meeting its specified time schedule. 2. Forces the unit to deviate from its specified route. 3. Prevents the unit from accomplishing its assigned engineer reconnaissance. 4. Surprises the unit conducting the reconnaissance.

TASK: Conduct Terrorist and Saboteur Attacks (5-OPFOR-0005)

CONDITION: The opposing forces (OPFOR) element dispatches small teams into the enemy's rear area to disrupt combat service support (CSS) operations.

STANDARD: The enemy sustains disrupted command and control (C2), destroyed equipment and supplies, and light casualties. 1. Locates rear support bases and C2 facilities. 2. Delays and disrupts CSS operations through probes. 3. Infiltrates CSS bases to conduct sabotage and terrorist activities. 4. Inflicts light casualties. 5. Destroys supplies and equipment.

TASK: Defend a Minefield (5-OPFOR-0023)

CONDITION: The enemy is conducting a minefield sweeping operation. The opposing forces (OPFOR) element has a minefield placed in the enemy's path. The minefield is under constant observation and fire.

STANDARD: The OPFOR element defends a minefield against an enemy element conducting a minefield sweeping operation. 1. Prevents the unit from detecting the obstacle. 2. Disrupts the minefield sweeping operation. 3. Prevents the unit from conducting the minefield sweeping operation, prevents the unit from moving all personnel through the breach, or delays the completion of the minefield sweeping operation for more than 45 minutes.

TASK: Maintain Contact (5-OPFOR-0003)

CONDITION: The opposing forces (OPFOR) element is engaged with enemy base-defense forces. The enemy forces are withdrawing under pressure.

STANDARD: The OPFOR element maintains enemy contact while the enemy withdraws. 1. Engages the enemy forces decisively. 2. Advances the OPFOR as the enemy forces withdraw. 3. Inflicts heavy casualties. 4. Captures the members of the enemy force. 5. Captures documents and equipment. 6. Safeguards the captured documents, the equipment, and the personnel.

TASK: Conduct an Ambush (5-OPFOR-0007)

CONDITION: The enemy is moving in a convoy. The opposing forces (OPFOR) element is positioned along the enemy's route.

STANDARD: The OPFOR element inflicts casualties on the enemy and causes vehicle and equipment damage. 1. Prepares an ambush site before the element arrives. 2. Surprises march element forces. 3. Inflicts heavy casualties within the designated kill zone. 4. Inflicts heavy damage to the vehicles and the equipment within the designated kill zone. 5. Delays the march element from reaching a specified destination for a specified period of time. 6. Withdraws on order. 7. Sustains no casualties. 8. Reports actions to superiors.

TASK: Disrupt a Net Control Station (NCS) (5-OPFOR-0019)

CONDITION: The enemy has established a NCS. The opposing forces (OPFOR) element has radio and jamming equipment.

STANDARD: The OPFOR element attempts to disrupt an NCS. 1. Attempts to locate the radio frequency that the unit is operating on. 2. Attempts to enter the radio net. 3. Attempts to issue "bogus" orders to a unit on the net. 4. Jams the radio frequency and forces the unit to go to an alternate frequency.

TASK: Disrupt Defensive Preparations (5-OPFOR-0018)

CONDITION: The opposing forces (OPFOR) element has located the enemy. Priority intelligence requirements (PIR) and other intelligence requirements obtained by OPFOR patrols indicate that the enemy elements are establishing defensive positions. The OPFOR element has automatic and antiarmor weapons and light mortars.

STANDARD: The OPFOR element disrupts and delays the enemy's defensive preparations. 1. Locates and penetrates the enemy's security system. 2. Forces the enemy to delay defensive preparations. 3. Disrupts the enemy's obstacle preparations.

TASK: Disrupt Enemy Movement and Operations Using Tactical Nuclear Weapons (5-OPFOR-0016)

CONDITION: The opposing forces (OPFOR) element has located the enemy. Priority intelligence requirements (PIR) and other intelligence requirements have been obtained by OPFOR patrols. Tactical nuclear weapons are employed against key locations in the rear area.

STANDARD: The OPFOR element disrupts enemy movement and operations. 1. Disrupts or delays the movement of the enemy's equipment and supplies to the forward areas. 2. Destroys enemy equipment and supplies. 3. Inflicts a high rate of nuclear casualties among the enemy forces. 4. Denies the enemy the use of specified areas. 5. Contaminates the enemy's equipment and supplies.

TASK: Disrupt Quartering Party Operations (5-OPFOR-0017)

CONDITION: The enemy is conducting quartering party operations. It has established an assembly area (AA) but has not moved in the main body.

STANDARD: The opposing forces (OPFOR) element attempts to disrupt quartering party operations and infiltrate the enemy's AA. 1. Locates the quartering party and the AA. 2. Surprises the main body. 3. Penetrates the AA with squad-size probes. 4. Inflicts personnel casualties and vehicle damage. 5. Disrupts the unit's preparations (prevents or delays beyond the unit's allotted time).

TASK: Disrupt Enemy Movement and Operations Using Persistent and Nonpersistent Chemical Weapons (5-OPFOR-0015)

CONDITION: The opposing forces (OPFOR) element has located the enemy. Priority intelligence requirements (PIR) and other intelligence requirements have been obtained by OPFOR patrols. The OPFOR units deliver chemical agents, by means of conventional artillery weapons or aircraft, along selected supply routes and key bases in the rear area.

STANDARD: The OPFOR element disrupts enemy movement and operations using persistent and nonpersistent chemical weapons. 1. Delivers chemical agents in low and densely wooded areas. 2. Delays the movement of enemy supplies and equipment to the forward areas. 3. Restricts the movement of the enemy units in the rear area. 4. Channels the movement of enemy units into predesignated ambush areas. 5. Contaminates enemy supplies and equipment. 6. Inflicts a high rate of casualties on enemy forces.

TASK: Disrupt Movement (5-OPFOR-0014)

CONDITION: The enemy is expected to move through the opposing forces (OPFOR) element's area of operations. The OPFOR element has received an operation order (OPORD) or fragmentary order (FRAGO) to disrupt enemy movement. The enemy has the capability to defend with direct fire and antiarmor weapons.

STANDARD: The OPFOR element delays enemy movement. 1. Delays the element. 2. Forces the element to deviate from its route. 3. Prevents the element from reaching its destination. 4. Surprises the element's main body.

TASK: Counter Passage of Lines (5-OPFOR-0012)

CONDITION: Enemy forces are in defensive positions, but they are expected to attempt passage-of-lines operations. The opposing forces (OPFOR) received orders to disrupt enemy passage-of-lines operations.

STANDARD: The OPFOR element delays or prevents enemy passage of lines. 1. Delays the passage. 2. Prevents the company from moving all personnel through the stationary unit. 3. Engages the main body of either the moving or the stationary unit.

TASK: Disrupt Assembly Area (AA) Activities (5-OPFOR-0013)

CONDITION: Intelligence reports indicate that platoon- and company-size enemy units are operating in the opposing forces (OPFOR) area of operations. Enemy units can defend from AAs with direct fire, antiarmor weapons, and indirect fire. The enemy has close air support (CAS) and nuclear, biological, and chemical (NBC) capabilities.

STANDARD: The OPFOR element locates and disrupts the enemy's AA activities. 1. Locates the element's AA. 2. Probes the AA with squad- or team-size elements. 3. Inflicts more than 5 percent casualties on the element. 4. Disrupts the element's preparations (prevents or delays beyond the element's allotted time).

TASK: Attack (5-OPFOR-0001)

CONDITION: The opposing forces (OPFOR) element has located the enemy. The priority intelligence requirements (PIR) and the other intelligence requirements have been obtained by OPFOR patrols. The OPFOR element has automatic and antiarmor weapons and light mortars.

STANDARD: The OPFOR element attempts to seize the terrain, the vehicles, or the equipment. 1. Develops an attack plan. 2. Surprises the enemy unit's main body. 3. Initiates the attack using a scheme of maneuver that exploits the enemy's flanks, gaps, and weaknesses. 4. Uses covered and concealed routes to approach the enemy forces' flanks, gaps, or weakly held areas. 5. Employs indirect fire to support the attack. 6. Penetrates enemy defenses. 7. Destroys the equipment and the supplies. 8. Inflicts heavy casualties. 9. Isolates the combat service support (CSS) base by blocking the reinforcements. 10. Forces the enemy units to displace. 11. Avoids being fixed in one position. 12. Withdraws before the CSS base is reinforced with tactical combat forces.

TASK: Conduct Sniper Operations (5-OPFOR-0006)

CONDITION: The opposing forces (OPFOR) element has assigned snipers (regular or irregular elements) in the enemy's rear area along the main supply route (MSR) and near support sites.

STANDARD: The OPFOR element kills or wounds targets. 1. Sets up a well-concealed location. 2. Engages vehicle drivers or personnel on foot with short bursts of semiautomatic fire. 3. Kills or wounds selected targets. 4. Prevents the position from being discovered by enemy forces. 5. Evacuates the area without being spotted. 6. Reports all specified priority intelligence requirements (PIR) and other intelligence requirements to the OPFOR headquarters (HQ).

TASK: Conduct Air Attacks (5-OPFOR-0002)

CONDITION: The opposing forces (OPFOR) element in the rear area has forwarded the positions of the enemy support sites or the locations of moving elements. The OPFOR aircraft have been dispatched to attack enemy installations or convoys.

STANDARD: The OPFOR element attempts to delay, disrupt, or damage the enemy targets by air. 1. Locates the target (support sites or convoys). 2. Makes attack runs on the designated targets. 3. Inflicts heavy damage to the selected target. 4. Sustains no loss of aircraft. 5. Delays moving the force for more than one hour.

ELEMENTS: Company Headquarters
 Maintenance Section
 Horizontal Construction Platoon
 Two General Construction Platoons
 Six General Construction Squads

TASK: Establish Unit Defense (07-3-0219.05-T01A)
 (FM 7-8) (FM 24-19) (FM 24-35)
 (FM 24-35-1) (FM 7-7) (TC 24-20)

ITERATION: 1 2 3 4 5 M (Circle)
COMMANDER/LEADER ASSESSMENT: T P U (Circle)

CONDITIONS: The element has received an operation order (OPORD) or a fragmentary order (FRAGO) with a mission to occupy part of a larger unit's defensive sector, or is isolated and must provide its own security or defense. The element may be opposed by as much as a motorized rifle company. Some iterations of this task should be performed in MOPP4.

TASK STANDARDS: The element completes all preparations for the defense not later than the time specified in the order. The enemy does not surprise the platoon. The time required to perform this task is increased when conducting it in mission-oriented protection posture (MOPP) 4.

TASK STEPS AND PERFORMANCE MEASURES	GO	NO-GO
<p>* 1. The element leader performs a leader's reconnaissance of the tentative defensive position.</p> <ul style="list-style-type: none"> a. Searched the area to ensure that it was free of the enemy, mines, and booby traps. b. Established local security. c. Surveyed the area for nuclear, biological, and chemical (NBC) contamination. d. Designated sectors and general locations for the operations, vehicles, and automatic and antiarmor weapons based on the mission, enemy, terrain, troops, time available, and civilian considerations (METT-TC) factors. <p>NOTE: At night, the designation of positions must be more exact. Leaders may elect to reconnoiter the area first, position the observation posts (OPs), and then have the guides bring the other members into position.</p> <p>2. The designated security or operation team moves to assigned positions.</p> <ul style="list-style-type: none"> a. Emplaced the M8A1 Chemical Alarm System, if assigned, within 5 minutes of occupying the OP. b. Positioned the OP within range of the supporting small-arms fire. c. Provided cover and concealment for the OP personnel. d. Designated covered and concealed routes to and from the OP. e. Established communications from the operations to the unit's command post (CP). <p>NOTE: The primary means should be wire, supplemented by messenger and radio.</p> <ul style="list-style-type: none"> f. Disseminated the locations of all friendly personnel in the sector. <p>* 3. The platoon leader and the platoon forward observer (FO) designate targets to support the OP.</p> <ul style="list-style-type: none"> a. Identified the target reference points (TRPs). b. Included the OP targets within the fire plan. <p>4. The OP team provides early warning.</p>		

TASK STEPS AND PERFORMANCE MEASURES	GO	NO-GO
<p>a. Provided continuous early warning out to a range that warned of enemy observation, direct fire, or assault on the main body.</p> <p>b. Detected all enemy activity within the vicinity of the unit's position.</p> <p>c. Adjusted illumination or high-explosive (HE) rounds on enemy targets.</p> <p>d. Emplaced expedient early-warning devices before dark, if possible.</p> <p>e. Demonstrated the correct use of the current challenge and password.</p> <p>f. Alternated the OP sites when required, due to the changing visibility or enemy activity.</p> <p>* 5. The element leader designates the primary, alternate, and supplementary fighting positions for key weapons or vehicles, where applicable, while emplacing the rest of the platoon.</p> <p>a. Positioned the machine guns to obtain grazing fire along the most likely dismounted avenue of approach (AA).</p> <p>b. Positioned the antiarmor weapons to cover the likely armor AA or the assigned engagement area (EA).</p> <p>c. Ensured that the positions were mutually supported along armor and dismounted infantry AAs.</p> <p>d. Positioned the M203 grenade launchers, if assigned, to cover dead space in the terrain outside hand grenade range.</p> <p>* 6. Leaders place fighting positions to engage targets in designated sectors of fire, covering the most dangerous AAs first.</p> <p>a. Determined the sector of fire based on the type of weapon and the weapon's range.</p> <p>b. Assigned all personnel to a fighting position.</p> <p>* 7. The element leader coordinates or contacts adjacent units.</p> <p>a. Established boundary responsibilities.</p> <p>b. Discovered and eliminated any gaps in the defensive sector.</p> <p>c. Ensured that observation and fires overlapped.</p> <p>8. The element occupies defensive positions.</p> <p>NOTE: The leader establishes task priorities. Normally these are in the unit's standing operating procedure (SOP), but can be modified as needed (based on METT-TC considerations) by the platoon leader or the company commander.</p> <p>a. Occupied the assigned positions, physically.</p> <p>b. Reconnoitered physically in front of each position to become familiar with the terrain, locate dead space, and view the terrain from the enemy's perspective.</p> <p>c. Prepared and forwarded crew-served weapons range cards to the squad leader within 15 minutes of positioning.</p> <p>d. Installed aiming stakes.</p> <p>e. Cleared fields of fire.</p> <p>f. Emplaced obstacles according to the company's obstacle plan.</p> <p>g. Dug fighting positions to armpit depth with 0.5 meters of parapet.</p> <p>h. Constructed overhead cover for the fighting position.</p> <p>i. Camouflaged positions and vehicles from aerial and ground observation, ensuring that fighting positions could not be detected from a distance of more than 35 meters from the front of the position.</p> <p>j. Stockpiled ammunition, food, and water.</p> <p>k. Constructed alternate and supplementary positions.</p> <p>l. Ensured that all element members knew the element's CP location.</p> <p>* 9. The element leader, along with the fire support team (FIST) or FO if applicable, plans for the employment of indirect fires.</p>		

TASK STEPS AND PERFORMANCE MEASURES	GO	NO-GO
<ul style="list-style-type: none"> a. Planned the fires along the enemy's AAs. b. Planned the fires at known or likely enemy positions. c. Planned final protective fires (FPF), if allocated. d. Registered and adjusted TRPs, if available and the situation permitted. <p>10. The radiotelephone operator (RATELO) establishes communications.</p> <ul style="list-style-type: none"> a. Used wire as the primary communications, if available. b. Ensured that the platoon or company's CP had communications with operations, higher and subordinate leaders, adjacent units, and fire support. c. Conducted periodic communications checks to ensure that all communications were operational. d. Planned and provided for an alternate means of communications. <p>*11. The element leader prepares a sector sketch.</p> <ul style="list-style-type: none"> a. Identified the main terrain features and the range to the terrain features. b. Identified the squad's fighting position locations. c. Indicated the primary and secondary sectors of fire for each position. d. Identified the type of weapon and fire control measures (FPF, principle direction of fire [PDF], and the final protective line [FPL]) for each position. e. Identified the squad leader's position and the OP locations. f. Marked dead space. g. Identified obstacle locations. h. Indicated the direction of north. i. Forwarded a copy of the sector sketch to the platoon leader within 30 minutes of being assigned a sector. <p>*12. The element leader prepares a platoon sector sketch.</p> <ul style="list-style-type: none"> a. Indicated the platoon sector or the EA. b. Denoted the primary, alternate, and supplementary squad positions and the sectors of fire. c. Indicated the location of vehicles, antiarmor, and automatic weapon positions with the primary sectors of fire, the FPL, or the PDF for the primary vehicle weapons system, automatic weapons, and TRPs. d. Identified the location of OPs and patrol routes, if any had been planned. e. Outlined the maximum engagement lines for the primary weapon systems. f. Identified the location of indirect-fire targets and FPFs, if any had been allocated. g. Indicated the direction of north. h. Illustrated the unit identification, up to company level. i. Indicated the date-time group. j. Identified the position of the platoon's CP. k. Forwarded a copy of the platoon sector sketch to the company commander within 1 hour of assigning squad leaders sectors. <p>13. The element continues to improve defensive positions.</p> <ul style="list-style-type: none"> a. Improved positions according to the SOP work priorities. b. Upgraded positions as directed by higher headquarters (HQ). 		

TASK PERFORMANCE / EVALUATION SUMMARY BLOCK							
ITERATION	1	2	3	4	5	M	TOTAL
TOTAL TASK STEPS EVALUATED							
TOTAL TASK STEPS "GO"							
TRAINING STATUS "GO"/"NO-GO"							

"*" indicates a leader task step.

SUPPORTING INDIVIDUAL TASKS

Task Number	Task Title	References
061-283-6003	Adjust Indirect Fire	STP 21-24-SMCT
071-325-4407	Employ Hand Grenades	STP 21-1-SMCT
071-325-4425	Employ an M18A1 Claymore Mine	STP 21-1-SMCT
071-326-5703	Construct Individual Fighting Positions	STP 21-1-SMCT
071-326-5704	Supervise Construction of a Fighting Position	STP 21-24-SMCT
071-331-0804	Perform Surveillance Without the Aid of Electronic Devices	STP 21-1-SMCT
071-331-0852	Clear a Field of Fire	STP 21-1-SMCT
071-430-0002	Conduct a Defense by a Squad	STP 21-24-SMCT

SUPPORTING COLLECTIVE TASKS: NONE

OPFOR TASKS AND STANDARDS

TASK: Surrender to the Capturing Unit on the Battlefield (5-OPFOR-0024)

CONDITION: The enemy has captured opposing forces (OPFOR) element's soldiers, documents, and equipment sensitive to the OPFOR tactical operations.

STANDARD: The OPFOR soldiers retain or destroy documents and equipment. The OPFOR element surrenders the documents and the equipment of no tactical use to the enemy and attempts to conceal or destroy items of tactical value. The OPFOR element attempts escape and evasion. 1. Prevents the successful capture of the documents and the equipment. 2. Destroys the documents and the equipment. 3. Removes identifying markings from the equipment. 4. Removes unit-identifying insignia. 5. Provides misleading information. 6. Plans an escape. 7. Delays movement to the nearest collection point. 8. Prevents safeguarding of the enemy prisoners of war (EPWs) in order to cause embarrassment to the United States (US).

TASK: Disrupt a Route Reconnaissance (5-OPFOR-0021)

CONDITION: The enemy is conducting a route reconnaissance. The opposing forces (OPFOR) element is positioned along the enemy's route.

STANDARD: The OPFOR element attempts to disrupt a squad/section conducting a route reconnaissance. 1. Prevents the unit from meeting its specified time schedule. 2. Forces the unit to deviate from its specified route. 3. Prevents the unit from reaching its assigned destination. 4. Surprises the squad/section. 5. Inflicts casualties on the unit.

TASK: Conduct a Raid (5-OPFOR-0004)

CONDITION: The opposing forces (OPFOR) element has occupied an objective rally point and has orders to conduct a raid on a combat service support (CSS) base.

STANDARD: The OPFOR element infiltrates the enemy's base and destroys all of the targets. 1. Surprises the enemy forces. 2. Assaults the support base and accomplishes the assigned tasks. 3. Destroys the specified equipment and supplies. 4. Avoids being decisively engaged. 5. Withdraws all personnel from the objective areas within the time prescribed. 6. Obtains all priority intelligence requirements (PIR) from the raid site. 7. Sustains only light casualties from enemy fire.

TASK: Conduct an Aerial Reconnaissance (5-OPFOR-0010)

CONDITION: The opposing forces (OPFOR) headquarters (HQ) element requires intelligence on the locations and identification of the enemy elements. Aircraft is dispatched to take photographs and make a visual inspection of the enemy rear area.

STANDARD: The OPFOR element gathers photograph intelligence of the enemy. 1. Photographs the assigned sectors. 2. Makes quick visual checks where the ceiling is low. 3. Locates enemy positions in the area, particularly support and storage bases, and command and control (C2) facilities. 4. Sustains no loss of aircraft. 5. Reports priority intelligence requirements (PIR) and other information requirements to the OPFOR HQ.

TASK: Defeat Obstacles (5-OPFOR-0009)

CONDITION: The opposing forces (OPFOR) element encounters an obstacle that blocks the avenue of approach as it advances upon the enemy forces.

STANDARD: The OPFOR element bypasses or breaches the enemy obstacle. 1. Detects the obstacle before halting its main body. 2. Defeats the obstacle. a. Bypasses the obstacle without entering the engagement areas. b. Breaches the obstacle within 45 minutes and passes its entire force through the obstacle. 3. Does not incur degradation to the point that the mission must be discontinued.

TASK: Conduct an Attack (5-OPFOR-0008)

CONDITION: The enemy is conducting tactical operations. The opposing forces (OPFOR) element receives orders to attack the enemy, the area of occupation, or the main supply route (MSR) with smoke.

STANDARD: The OPFOR element disrupts the enemy's movement and smoke operations. 1. Determines the delivery method of the smoke attack. 2. Locates the target. 3. Delivers the smoke attack downwind. 4. Attacks the enemy with smoke, and surge attacks when the enemy responds to the smoke.

TASK: Disrupt Construction of Vehicle Fighting Positions (5-OPFOR-0020)

CONDITION: The opposing forces (OPFOR) element has located the enemy. The priority intelligence requirements (PIR) and other intelligence obtained by OPFOR patrols indicate the enemy is constructing vehicle fighting positions within its defensive area. The OPFOR element has automatic and antiarmor weapons and light mortars.

STANDARD: The OPFOR element attempts to disrupt the enemy's efforts to establish vehicle fighting positions. 1. Locates the defensive area. 2. Surprises the main body. 3. Penetrates the defensive area with squad-size probes. 4. Inflicts casualties on the unit. 5. Destroys vehicles. 6. Disrupts the unit's preparations (prevents or delays beyond the unit's allotted time).

TASK: Disrupt an Engineer Reconnaissance (5-OPFOR-0022)

CONDITION: The enemy is conducting an engineer reconnaissance. The opposing forces (OPFOR) element is positioned along the enemy's route.

STANDARD: The OPFOR element disrupts an engineer reconnaissance. 1. Prevents the unit from meeting its specified time schedule. 2. Forces the unit to deviate from its specified route. 3. Prevents the unit from accomplishing its assigned engineer reconnaissance. 4. Surprises the unit conducting the reconnaissance.

TASK: Conduct Terrorist and Saboteur Attacks (5-OPFOR-0005)

CONDITION: The opposing forces (OPFOR) element dispatches small teams into the enemy's rear area to disrupt combat service support (CSS) operations.

STANDARD: The enemy sustains disrupted command and control (C2), destroyed equipment and supplies, and light casualties. 1. Locates rear support bases and C2 facilities. 2. Delays and disrupts CSS operations through probes. 3. Infiltrates CSS bases to conduct sabotage and terrorist activities. 4. Inflicts light casualties. 5. Destroys supplies and equipment.

TASK: Defend a Minefield (5-OPFOR-0023)

CONDITION: The enemy is conducting a minefield sweeping operation. The opposing forces (OPFOR) element has a minefield placed in the enemy's path. The minefield is under constant observation and fire.

STANDARD: The OPFOR element defends a minefield against an enemy element conducting a minefield sweeping operation. 1. Prevents the unit from detecting the obstacle. 2. Disrupts the minefield sweeping operation. 3. Prevents the unit from conducting the minefield sweeping operation, prevents the unit from moving all personnel through the breach, or delays the completion of the minefield sweeping operation for more than 45 minutes.

TASK: Maintain Contact (5-OPFOR-0003)

CONDITION: The opposing forces (OPFOR) element is engaged with enemy base-defense forces. The enemy forces are withdrawing under pressure.

STANDARD: The OPFOR element maintains enemy contact while the enemy withdraws. 1. Engages the enemy forces decisively. 2. Advances the OPFOR as the enemy forces withdraw. 3. Inflicts heavy casualties. 4. Captures the members of the enemy force. 5. Captures documents and equipment. 6. Safeguards the captured documents, the equipment, and the personnel.

TASK: Conduct an Ambush (5-OPFOR-0007)

CONDITION: The enemy is moving in a convoy. The opposing forces (OPFOR) element is positioned along the enemy's route.

STANDARD: The OPFOR element inflicts casualties on the enemy and causes vehicle and equipment damage. 1. Prepares an ambush site before the element arrives. 2. Surprises march element forces. 3. Inflicts heavy casualties within the designated kill zone. 4. Inflicts heavy damage to the vehicles and the equipment within the designated kill zone. 5. Delays the march element from reaching a specified destination for a specified period of time. 6. Withdraws on order. 7. Sustains no casualties. 8. Reports actions to superiors.

TASK: Disrupt a Net Control Station (NCS) (5-OPFOR-0019)

CONDITION: The enemy has established a NCS. The opposing forces (OPFOR) element has radio and jamming equipment.

STANDARD: The OPFOR element attempts to disrupt an NCS. 1. Attempts to locate the radio frequency that the unit is operating on. 2. Attempts to enter the radio net. 3. Attempts to issue "bogus" orders to a unit on the net. 4. Jams the radio frequency and forces the unit to go to an alternate frequency.

TASK: Disrupt Defensive Preparations (5-OPFOR-0018)

CONDITION: The opposing forces (OPFOR) element has located the enemy. Priority intelligence requirements (PIR) and other intelligence requirements obtained by OPFOR patrols indicate that the enemy elements are establishing defensive positions. The OPFOR element has automatic and antiarmor weapons and light mortars.

STANDARD: The OPFOR element disrupts and delays the enemy's defensive preparations. 1. Locates and penetrates the enemy's security system. 2. Forces the enemy to delay defensive preparations. 3. Disrupts the enemy's obstacle preparations.

TASK: Disrupt Enemy Movement and Operations Using Tactical Nuclear Weapons (5-OPFOR-0016)

CONDITION: The opposing forces (OPFOR) element has located the enemy. Priority intelligence requirements (PIR) and other intelligence requirements have been obtained by OPFOR patrols. Tactical nuclear weapons are employed against key locations in the rear area.

STANDARD: The OPFOR element disrupts enemy movement and operations. 1. Disrupts or delays the movement of the enemy's equipment and supplies to the forward areas. 2. Destroys enemy equipment and supplies. 3. Inflicts a high rate of nuclear casualties among the enemy forces. 4. Denies the enemy the use of specified areas. 5. Contaminates the enemy's equipment and supplies.

TASK: Disrupt Quartering Party Operations (5-OPFOR-0017)

CONDITION: The enemy is conducting quartering party operations. It has established an assembly area (AA) but has not moved in the main body.

STANDARD: The opposing forces (OPFOR) element attempts to disrupt quartering party operations and infiltrate the enemy's AA. 1. Locates the quartering party and the AA. 2. Surprises the main body. 3. Penetrates the AA with squad-size probes. 4. Inflicts personnel casualties and vehicle damage. 5. Disrupts the unit's preparations (prevents or delays beyond the unit's allotted time).

TASK: Disrupt Enemy Movement and Operations Using Persistent and Nonpersistent Chemical Weapons (5-OPFOR-0015)

CONDITION: The opposing forces (OPFOR) element has located the enemy. Priority intelligence requirements (PIR) and other intelligence requirements have been obtained by OPFOR patrols. The OPFOR units deliver chemical agents, by means of conventional artillery weapons or aircraft, along selected supply routes and key bases in the rear area.

STANDARD: The OPFOR element disrupts enemy movement and operations using persistent and nonpersistent chemical weapons. 1. Delivers chemical agents in low and densely wooded areas. 2. Delays the movement of enemy supplies and equipment to the forward areas. 3. Restricts the movement of the enemy units in the rear area. 4. Channels the movement of enemy units into predesignated ambush areas. 5. Contaminates enemy supplies and equipment. 6. Inflicts a high rate of casualties on enemy forces.

TASK: Disrupt Movement (5-OPFOR-0014)

CONDITION: The enemy is expected to move through the opposing forces (OPFOR) element's area of operations. The OPFOR element has received an operation order (OPORD) or fragmentary order (FRAGO) to disrupt enemy movement. The enemy has the capability to defend with direct fire and antiarmor weapons.

STANDARD: The OPFOR element delays enemy movement. 1. Delays the element. 2. Forces the element to deviate from its route. 3. Prevents the element from reaching its destination. 4. Surprises the element's main body.

TASK: Counter Passage of Lines (5-OPFOR-0012)

CONDITION: Enemy forces are in defensive positions, but they are expected to attempt passage-of-lines operations. The opposing forces (OPFOR) received orders to disrupt enemy passage-of-lines operations.

STANDARD: The OPFOR element delays or prevents enemy passage of lines. 1. Delays the passage. 2. Prevents the company from moving all personnel through the stationary unit. 3. Engages the main body of either the moving or the stationary unit.

TASK: Disrupt Assembly Area (AA) Activities (5-OPFOR-0013)

CONDITION: Intelligence reports indicate that platoon- and company-size enemy units are operating in the opposing forces (OPFOR) area of operations. Enemy units can defend from AAs with direct fire, antiarmor weapons, and indirect fire. The enemy has close air support (CAS) and nuclear, biological, and chemical (NBC) capabilities.

STANDARD: The OPFOR element locates and disrupts the enemy's AA activities. 1. Locates the element's AA. 2. Probes the AA with squad- or team-size elements. 3. Inflicts more than 5 percent casualties on the element. 4. Disrupts the element's preparations (prevents or delays beyond the element's allotted time).

TASK: Attack (5-OPFOR-0001)

CONDITION: The opposing forces (OPFOR) element has located the enemy. The priority intelligence requirements (PIR) and the other intelligence requirements have been obtained by OPFOR patrols. The OPFOR element has automatic and antiarmor weapons and light mortars.

STANDARD: The OPFOR element attempts to seize the terrain, the vehicles, or the equipment. 1. Develops an attack plan. 2. Surprises the enemy unit's main body. 3. Initiates the attack using a scheme of maneuver that exploits the enemy's flanks, gaps, and weaknesses. 4. Uses covered and concealed routes to approach the enemy forces' flanks, gaps, or weakly held areas. 5. Employs indirect fire to support the attack. 6. Penetrates enemy defenses. 7. Destroys the equipment and the supplies. 8. Inflicts heavy casualties. 9. Isolates the combat service support (CSS) base by blocking the reinforcements. 10. Forces the enemy units to displace. 11. Avoids being fixed in one position. 12. Withdraws before the CSS base is reinforced with tactical combat forces.

TASK: Conduct Sniper Operations (5-OPFOR-0006)

CONDITION: The opposing forces (OPFOR) element has assigned snipers (regular or irregular elements) in the enemy's rear area along the main supply route (MSR) and near support sites.

STANDARD: The OPFOR element kills or wounds targets. 1. Sets up a well-concealed location. 2. Engages vehicle drivers or personnel on foot with short bursts of semiautomatic fire. 3. Kills or wounds selected targets. 4. Prevents the position from being discovered by enemy forces. 5. Evacuates the area without being spotted. 6. Reports all specified priority intelligence requirements (PIR) and other intelligence requirements to the OPFOR headquarters (HQ).

TASK: Conduct Air Attacks (5-OPFOR-0002)

CONDITION: The opposing forces (OPFOR) element in the rear area has forwarded the positions of the enemy support sites or the locations of moving elements. The OPFOR aircraft have been dispatched to attack enemy installations or convoys.

STANDARD: The OPFOR element attempts to delay, disrupt, or damage the enemy targets by air. 1. Locates the target (support sites or convoys). 2. Makes attack runs on the designated targets. 3. Inflicts heavy damage to the selected target. 4. Sustains no loss of aircraft. 5. Delays moving the force for more than one hour.

ELEMENTS: Company Headquarters
 Two General Construction Platoons
 Six General Construction Squads

TASK: React to an Ambush (07-3-1112.05-T01A)
 (FM 7-8) (FM 17-98) (FM 34-2-1)
 (FM 7-92)

ITERATION: 1 2 3 4 5 M (Circle)
COMMANDER/LEADER ASSESSMENT: T P U (Circle)

CONDITIONS: The element is in a prepared kill zone. The enemy initiates the ambush with a casualty-producing device and a high volume of fire. The unit has guidance provided by the rules of engagement (ROE) and from mission instructions, such as the peace mandate terms of reference, the Status of Forces Agreement (SOFA), and the rules of interaction (ROI). Civilians, government organizations, nongovernmental organizations, private voluntary organizations, and the international press may be present on the battlefield. The presence of civilians can restrict the use of fires and reduce the combat power available to the commander. Some iterations of this task should be performed in MOPP4.

TASK STANDARDS: The element reacts immediately to the ambush based on the type (near, far). The platoon disengages the element in the kill zone or forces the enemy to withdraw. The platoon continues follow-on operations. The unit complies with the ROE, mission instruction, and higher headquarters (HQ) and other special orders.

TASK STEPS AND PERFORMANCE MEASURES	GO	NO-GO
<p>NOTE: Leaders ensure that the ROE and the ROI are disseminated to subordinate personnel.</p> <ol style="list-style-type: none"> 1. Personnel in the kill zone react to a near ambush (within hand grenade range). <ol style="list-style-type: none"> a. Returned fire immediately; assumed covered positions; and threw fragmentation, concussion, and smoke grenades. b. Immediately after the grenades detonated, assaulted individually through the ambush using individual fire and movement 2. Personnel not in the kill zone react to a near ambush. <ol style="list-style-type: none"> a. Identified enemy positions. b. Initiated immediate suppressive fires against the enemy. c. Took up covered positions. d. Shifted fires as personnel in the kill zone assaulted through the ambush. 3. Personnel receiving fire in a far ambush (beyond hand grenade range) immediately return fire and take up covered positions. <ol style="list-style-type: none"> a. Suppressed or destroyed enemy crew-served weapons first. b. Obscured the enemy position with smoke (M203). c. Sustained suppressive fires and shifted them as the assaulting squads fought through the enemy position. 4. Personnel not receiving fire react to a far ambush. <ol style="list-style-type: none"> a. Moved by a covered and concealed route to a vulnerable flank of the enemy's position. b. Assaulted using fire and movement techniques. 5. The element forward observer (FO) calls for and adjusts indirect fires as directed by the element leader. <ol style="list-style-type: none"> a. Used indirect fires to isolate the enemy's position. 		

TASK STEPS AND PERFORMANCE MEASURES	GO	NO-GO
b. Adjusted fires on any retreating enemy. * 6. The platoon leader accounts for all personnel and equipment after the enemy has withdrawn. a. Reported the situation to higher HQ. b. Consolidated and reorganized as necessary. c. Continued the mission.		

TASK PERFORMANCE / EVALUATION SUMMARY BLOCK							
ITERATION	1	2	3	4	5	M	TOTAL
TOTAL TASK STEPS EVALUATED							
TOTAL TASK STEPS "GO"							
TRAINING STATUS "GO"/"NO-GO"							

"*" indicates a leader task step.

SUPPORTING INDIVIDUAL TASKS: NONE

SUPPORTING COLLECTIVE TASKS: NONE

OPFOR TASKS AND STANDARDS

TASK: Conduct an Ambush (07-OPFOR-1112)

CONDITION: The opposing forces (OPFOR) are operating separately or as part of a larger unit. The OPFOR is ordered to conduct an ambush along the enemy's lines of communications. The OPFOR has designated priority intelligence requirements (PIR) and other intelligence requirements (IR). Light automatic weapons, light mortars, and antiarmor systems are available.

STANDARD: 1. The OPFOR emplaces the ambush not later than the time specified in the order. 2. The OPFOR surprises the enemy. 3. The OPFOR engages, fixes, and/or destroys the specified enemy element in the kill zone. OR 4. The OPFOR engages and destroys all of the specified vehicles in the kill zone. 5. The OPFOR withdraws all personnel and equipment from the objective, on order. 6. All specified PIR and IR are obtained from the ambush site.

TASK: Surrender to the Capturing Unit on the Battlefield (5-OPFOR-0024)

CONDITION: The enemy has captured opposing forces (OPFOR) element's soldiers, documents, and equipment sensitive to the OPFOR tactical operations.

STANDARD: The OPFOR soldiers retain or destroy documents and equipment. The OPFOR element surrenders the documents and the equipment of no tactical use to the enemy and attempts to conceal or destroy items of tactical value. The OPFOR element attempts escape and evasion. 1. Prevents the successful capture of the documents and the equipment. 2. Destroys the documents and the equipment. 3. Removes identifying markings from the equipment. 4. Removes unit-identifying insignia. 5. Provides misleading information. 6. Plans an escape. 7. Delays movement to the nearest collection point. 8. Prevents safeguarding of the enemy prisoners of war (EPWs) in order to cause embarrassment to the United States (US).

TASK: Disrupt a Route Reconnaissance (5-OPFOR-0021)

CONDITION: The enemy is conducting a route reconnaissance. The opposing forces (OPFOR) element is positioned along the enemy's route.

STANDARD: The OPFOR element attempts to disrupt a squad/section conducting a route reconnaissance. 1. Prevents the unit from meeting its specified time schedule. 2. Forces the unit to deviate from its specified route. 3. Prevents the unit from reaching its assigned destination. 4. Surprises the squad/section. 5. Inflicts casualties on the unit.

TASK: Conduct a Raid (5-OPFOR-0004)

CONDITION: The opposing forces (OPFOR) element has occupied an objective rally point and has orders to conduct a raid on a combat service support (CSS) base.

STANDARD: The OPFOR element infiltrates the enemy's base and destroys all of the targets. 1. Surprises the enemy forces. 2. Assaults the support base and accomplishes the assigned tasks. 3. Destroys the specified equipment and supplies. 4. Avoids being decisively engaged. 5. Withdraws all personnel from the objective areas within the time prescribed. 6. Obtains all priority intelligence requirements (PIR) from the raid site. 7. Sustains only light casualties from enemy fire.

TASK: Conduct an Aerial Reconnaissance (5-OPFOR-0010)

CONDITION: The opposing forces (OPFOR) headquarters (HQ) element requires intelligence on the locations and identification of the enemy elements. Aircraft is dispatched to take photographs and make a visual inspection of the enemy rear area.

STANDARD: The OPFOR element gathers photograph intelligence of the enemy. 1. Photographs the assigned sectors. 2. Makes quick visual checks where the ceiling is low. 3. Locates enemy positions in the area, particularly support and storage bases, and command and control (C2) facilities. 4. Sustains no loss of aircraft. 5. Reports priority intelligence requirements (PIR) and other information requirements to the OPFOR HQ.

TASK: Defeat Obstacles (5-OPFOR-0009)

CONDITION: The opposing forces (OPFOR) element encounters an obstacle that blocks the avenue of approach as it advances upon the enemy forces.

STANDARD: The OPFOR element bypasses or breaches the enemy obstacle. 1. Detects the obstacle before halting its main body. 2. Defeats the obstacle. a. Bypasses the obstacle without entering the engagement areas. b. Breaches the obstacle within 45 minutes and passes its entire force through the obstacle. 3. Does not incur degradation to the point that the mission must be discontinued.

TASK: Conduct an Attack (5-OPFOR-0008)

CONDITION: The enemy is conducting tactical operations. The opposing forces (OPFOR) element receives orders to attack the enemy, the area of occupation, or the main supply route (MSR) with smoke.

STANDARD: The OPFOR element disrupts the enemy's movement and smoke operations. 1. Determines the delivery method of the smoke attack. 2. Locates the target. 3. Delivers the smoke attack downwind. 4. Attacks the enemy with smoke, and surge attacks when the enemy responds to the smoke.

TASK: Disrupt Construction of Vehicle Fighting Positions (5-OPFOR-0020)

CONDITION: The opposing forces (OPFOR) element has located the enemy. The priority intelligence requirements (PIR) and other intelligence obtained by OPFOR patrols indicate the enemy is constructing vehicle fighting positions within its defensive area. The OPFOR element has automatic and antiarmor weapons and light mortars.

STANDARD: The OPFOR element attempts to disrupt the enemy's efforts to establish vehicle fighting positions. 1. Locates the defensive area. 2. Surprises the main body. 3. Penetrates the defensive area with squad-size probes. 4. Inflicts casualties on the unit. 5. Destroys vehicles. 6. Disrupts the unit's preparations (prevents or delays beyond the unit's allotted time).

TASK: Disrupt an Engineer Reconnaissance (5-OPFOR-0022)

CONDITION: The enemy is conducting an engineer reconnaissance. The opposing forces (OPFOR) element is positioned along the enemy's route.

STANDARD: The OPFOR element disrupts an engineer reconnaissance. 1. Prevents the unit from meeting its specified time schedule. 2. Forces the unit to deviate from its specified route. 3. Prevents the unit from accomplishing its assigned engineer reconnaissance. 4. Surprises the unit conducting the reconnaissance.

TASK: Conduct Terrorist and Saboteur Attacks (5-OPFOR-0005)

CONDITION: The opposing forces (OPFOR) element dispatches small teams into the enemy's rear area to disrupt combat service support (CSS) operations.

STANDARD: The enemy sustains disrupted command and control (C2), destroyed equipment and supplies, and light casualties. 1. Locates rear support bases and C2 facilities. 2. Delays and disrupts CSS operations through probes. 3. Infiltrates CSS bases to conduct sabotage and terrorist activities. 4. Inflicts light casualties. 5. Destroys supplies and equipment.

TASK: Defend a Minefield (5-OPFOR-0023)

CONDITION: The enemy is conducting a minefield sweeping operation. The opposing forces (OPFOR) element has a minefield placed in the enemy's path. The minefield is under constant observation and fire.

STANDARD: The OPFOR element defends a minefield against an enemy element conducting a minefield sweeping operation. 1. Prevents the unit from detecting the obstacle. 2. Disrupts the minefield sweeping operation. 3. Prevents the unit from conducting the minefield sweeping operation, prevents the unit from moving all personnel through the breach, or delays the completion of the minefield sweeping operation for more than 45 minutes.

TASK: Maintain Contact (5-OPFOR-0003)

CONDITION: The opposing forces (OPFOR) element is engaged with enemy base-defense forces. The enemy forces are withdrawing under pressure.

STANDARD: The OPFOR element maintains enemy contact while the enemy withdraws. 1. Engages the enemy forces decisively. 2. Advances the OPFOR as the enemy forces withdraw. 3. Inflicts heavy casualties. 4. Captures the members of the enemy force. 5. Captures documents and equipment. 6. Safeguards the captured documents, the equipment, and the personnel.

TASK: Conduct an Ambush (5-OPFOR-0007)

CONDITION: The enemy is moving in a convoy. The opposing forces (OPFOR) element is positioned along the enemy's route.

STANDARD: The OPFOR element inflicts casualties on the enemy and causes vehicle and equipment damage. 1. Prepares an ambush site before the element arrives. 2. Surprises march element forces. 3. Inflicts heavy casualties within the designated kill zone. 4. Inflicts heavy damage to the vehicles and the equipment within the designated kill zone. 5. Delays the march element from reaching a specified destination for a specified period of time. 6. Withdraws on order. 7. Sustains no casualties. 8. Reports actions to superiors.

TASK: Disrupt a Net Control Station (NCS) (5-OPFOR-0019)

CONDITION: The enemy has established a NCS. The opposing forces (OPFOR) element has radio and jamming equipment.

STANDARD: The OPFOR element attempts to disrupt an NCS. 1. Attempts to locate the radio frequency that the unit is operating on. 2. Attempts to enter the radio net. 3. Attempts to issue "bogus" orders to a unit on the net. 4. Jams the radio frequency and forces the unit to go to an alternate frequency.

TASK: Disrupt Defensive Preparations (5-OPFOR-0018)

CONDITION: The opposing forces (OPFOR) element has located the enemy. Priority intelligence requirements (PIR) and other intelligence requirements obtained by OPFOR patrols indicate that the enemy elements are establishing defensive positions. The OPFOR element has automatic and antiarmor weapons and light mortars.

STANDARD: The OPFOR element disrupts and delays the enemy's defensive preparations. 1. Locates and penetrates the enemy's security system. 2. Forces the enemy to delay defensive preparations. 3. Disrupts the enemy's obstacle preparations.

TASK: Disrupt Enemy Movement and Operations Using Tactical Nuclear Weapons (5-OPFOR-0016)

CONDITION: The opposing forces (OPFOR) element has located the enemy. Priority intelligence requirements (PIR) and other intelligence requirements have been obtained by OPFOR patrols. Tactical nuclear weapons are employed against key locations in the rear area.

STANDARD: The OPFOR element disrupts enemy movement and operations. 1. Disrupts or delays the movement of the enemy's equipment and supplies to the forward areas. 2. Destroys enemy equipment and supplies. 3. Inflicts a high rate of nuclear casualties among the enemy forces. 4. Denies the enemy the use of specified areas. 5. Contaminates the enemy's equipment and supplies.

TASK: Disrupt Quartering Party Operations (5-OPFOR-0017)

CONDITION: The enemy is conducting quartering party operations. It has established an assembly area (AA) but has not moved in the main body.

STANDARD: The opposing forces (OPFOR) element attempts to disrupt quartering party operations and infiltrate the enemy's AA. 1. Locates the quartering party and the AA. 2. Surprises the main body. 3. Penetrates the AA with squad-size probes. 4. Inflicts personnel casualties and vehicle damage. 5. Disrupts the unit's preparations (prevents or delays beyond the unit's allotted time).

TASK: Disrupt Enemy Movement and Operations Using Persistent and Nonpersistent Chemical Weapons (5-OPFOR-0015)

CONDITION: The opposing forces (OPFOR) element has located the enemy. Priority intelligence requirements (PIR) and other intelligence requirements have been obtained by OPFOR patrols. The OPFOR units deliver chemical agents, by means of conventional artillery weapons or aircraft, along selected supply routes and key bases in the rear area.

STANDARD: The OPFOR element disrupts enemy movement and operations using persistent and nonpersistent chemical weapons. 1. Delivers chemical agents in low and densely wooded areas. 2. Delays the movement of enemy supplies and equipment to the forward areas. 3. Restricts the movement of the enemy units in the rear area. 4. Channels the movement of enemy units into predesignated ambush areas. 5. Contaminates enemy supplies and equipment. 6. Inflicts a high rate of casualties on enemy forces.

TASK: Disrupt Movement (5-OPFOR-0014)

CONDITION: The enemy is expected to move through the opposing forces (OPFOR) element's area of operations. The OPFOR element has received an operation order (OPORD) or fragmentary order (FRAGO) to disrupt enemy movement. The enemy has the capability to defend with direct fire and antiarmor weapons.

STANDARD: The OPFOR element delays enemy movement. 1. Delays the element. 2. Forces the element to deviate from its route. 3. Prevents the element from reaching its destination. 4. Surprises the element's main body.

TASK: Counter Passage of Lines (5-OPFOR-0012)

CONDITION: Enemy forces are in defensive positions, but they are expected to attempt passage-of-lines operations. The opposing forces (OPFOR) received orders to disrupt enemy passage-of-lines operations.

STANDARD: The OPFOR element delays or prevents enemy passage of lines. 1. Delays the passage. 2. Prevents the company from moving all personnel through the stationary unit. 3. Engages the main body of either the moving or the stationary unit.

TASK: Disrupt Assembly Area (AA) Activities (5-OPFOR-0013)

CONDITION: Intelligence reports indicate that platoon- and company-size enemy units are operating in the opposing forces (OPFOR) area of operations. Enemy units can defend from AAs with direct fire, antiarmor weapons, and indirect fire. The enemy has close air support (CAS) and nuclear, biological, and chemical (NBC) capabilities.

STANDARD: The OPFOR element locates and disrupts the enemy's AA activities. 1. Locates the element's AA. 2. Probes the AA with squad- or team-size elements. 3. Inflicts more than 5 percent casualties on the element. 4. Disrupts the element's preparations (prevents or delays beyond the element's allotted time).

TASK: Attack (5-OPFOR-0001)

CONDITION: The opposing forces (OPFOR) element has located the enemy. The priority intelligence requirements (PIR) and the other intelligence requirements have been obtained by OPFOR patrols. The OPFOR element has automatic and antiarmor weapons and light mortars.

STANDARD: The OPFOR element attempts to seize the terrain, the vehicles, or the equipment. 1. Develops an attack plan. 2. Surprises the enemy unit's main body. 3. Initiates the attack using a scheme of maneuver that exploits the enemy's flanks, gaps, and weaknesses. 4. Uses covered and concealed routes to approach the enemy forces' flanks, gaps, or weakly held areas. 5. Employs indirect fire to support the attack. 6. Penetrates enemy defenses. 7. Destroys the equipment and the supplies. 8. Inflicts heavy casualties. 9. Isolates the combat service support (CSS) base by blocking the reinforcements. 10. Forces the enemy units to displace. 11. Avoids being fixed in one position. 12. Withdraws before the CSS base is reinforced with tactical combat forces.

TASK: Conduct Sniper Operations (5-OPFOR-0006)

CONDITION: The opposing forces (OPFOR) element has assigned snipers (regular or irregular elements) in the enemy's rear area along the main supply route (MSR) and near support sites.

STANDARD: The OPFOR element kills or wounds targets. 1. Sets up a well-concealed location. 2. Engages vehicle drivers or personnel on foot with short bursts of semiautomatic fire. 3. Kills or wounds selected targets. 4. Prevents the position from being discovered by enemy forces. 5. Evacuates the area without being spotted. 6. Reports all specified priority intelligence requirements (PIR) and other intelligence requirements to the OPFOR headquarters (HQ).

TASK: Conduct Air Attacks (5-OPFOR-0002)

CONDITION: The opposing forces (OPFOR) element in the rear area has forwarded the positions of the enemy support sites or the locations of moving elements. The OPFOR aircraft have been dispatched to attack enemy installations or convoys.

STANDARD: The OPFOR element attempts to delay, disrupt, or damage the enemy targets by air. 1. Locates the target (support sites or convoys). 2. Makes attack runs on the designated targets. 3. Inflicts heavy damage to the selected target. 4. Sustains no loss of aircraft. 5. Delays moving the force for more than one hour.

- ELEMENTS:** Company Headquarters
 Maintenance Section
 Horizontal Construction Platoon
 Embankment Squad
 Grading and Compact Squad
 Excavation Squad
 Two General Construction Platoons
 Six General Construction Squads

TASK: Conduct a Tactical Road March (07-3-1123.05-T01A)
 (FM 7-10) (FM 7-8)

ITERATION: 1 2 3 4 5 M (Circle)
COMMANDER/LEADER ASSESSMENT: T P U (Circle)

CONDITIONS: The element is ordered to conduct a tactical road march. Digital units have performed functionality checks, and systems are operational. The enemy (no larger than a squad or platoon size) can assault mounted or dismounted and employ indirect fires or air support. Some iterations of this task should be performed in MOPP4.

TASK STANDARDS: The element crosses the start point (SP), follows the prescribed route without deviation (unless required otherwise by enemy action or at the direction of higher headquarters [HQ]), and crosses the release point (RP), all as specified in the order. Digital units send and receive reports using frequency-modulated (FM) or digital means. The time required to perform this task is increased when conducting it in mission-oriented protection posture (MOPP) 4.

TASK STEPS AND PERFORMANCE MEASURES	GO	NO-GO
<p>* 1. The element leader issues a warning order (WO) to subordinate leaders.</p> <ul style="list-style-type: none"> a. Included enough information for subordinate elements to prepare for the mission. b. Gave the WO immediately after being alerted for the mission. c. Included movement instructions if the movement was to be initiated before the operation order (OPORD) was issued. d. Addressed items not covered in the unit's standing operating procedure (SOP). e. Specified the time and location to issue the OPORD. <p>* 2. The element leader completes the plan and issues the march order.</p> <ul style="list-style-type: none"> a. Provided a statement of the enemy situation, weather, and visibility conditions. b. Identified the route, the SP, the RP, critical points, and other control points. c. Provided the order of movement, the order of march, the march rate, and the distance to maintain between units. d. Established security tasks for subordinate elements, to include all-around security and air guard coverage for the entire element. e. Addressed contingencies for actions on enemy contact. <p>NOTE: Plans must include the reaction to an enemy ambush; indirect fire; air attack; nuclear, biological, and chemical (NBC) attack; and sniper fires.</p> <ul style="list-style-type: none"> f. Provided the soldiers with load guides. g. Ensured that subordinate leaders briefed their plans. <p>3. The element conducts the necessary resupply of water, rations, ammunition, batteries, and special-issue items.</p>		

TASK STEPS AND PERFORMANCE MEASURES	GO	NO-GO
<p>a. Inspected personnel and vehicles for the proper load and equipment and their readiness to move.</p> <p>b. Completed a communications check using digital and frequency modulated (FM) radios to report the element's readiness to move.</p> <p>4. The element conducts the road movement.</p> <p>a. Crossed the SP at the designated time.</p> <p>b. Maintained personnel and vehicle intervals and the march rate specified in the order or the unit's SOP.</p> <p>c. Followed the prescribed route.</p> <p>5. The element maintains local security throughout the movement.</p> <p>a. Maintained all-around observation at all times, to include air guards.</p> <p>b. Oriented as directed, to establish local security.</p> <p>6. The unit reports and reacts to enemy contact using the Digital Reconnaissance System (DRS).</p> <p>a. Reported and reacted according to directions in the OPORD.</p> <p>b. Reported and reacted according to the unit's SOP.</p> <p>7. The unit halts.</p> <p>a. Conducted the halt at regular intervals according to the unit's SOP (as the tactical situation permitted) to rest the troops, adjust and redistribute the equipment, and perform foot hygiene.</p> <p>b. Positioned the element to provide all-around security.</p> <p>c. Reported all halts to the next higher HQ using the digital reporting procedures on the mobile subscriber radiotelephone terminal (MSRT).</p> <p>d. Positioned vehicles in a herringbone formation.</p> <p>e. Dismounted personnel to provide local security.</p> <p>f. Checked the condition of the personnel and equipment.</p> <p>g. Coordinated with the adjacent unit.</p> <p>h. Reported status to higher HQ using the digital reporting procedures on the MSRT.</p> <p>* 8. The leader controls the unit.</p> <p>a. Used visual, messenger, digital, or radio signals for control throughout the movement.</p> <p>b. Reported control measures as directed by the SOP or the order using the DRS.</p> <p>c. Used control measures from the order, modified as needed.</p> <p>9. The element arrives at the RP at the time specified in the order.</p> <p>a. Met the quartering-party guide, if one was designated.</p> <p>b. Passed through the RP without halting.</p> <p>c. Reported the crossing to higher HQ using the digital reporting procedures on the MSRT.</p>		

TASK PERFORMANCE / EVALUATION SUMMARY BLOCK							
ITERATION	1	2	3	4	5	M	TOTAL
TOTAL TASK STEPS EVALUATED							
TOTAL TASK STEPS "GO"							
TRAINING STATUS "GO"/"NO-GO"							

"*" indicates a leader task step.

SUPPORTING INDIVIDUAL TASKS

Task Number	Task Title	References
052-191-1501	Perform Individual Camouflage	STP 21-1-SMCT
071-329-1000	Identify Topographic Symbols on a Military Map	STP 21-1-SMCT
071-329-1001	Identify Terrain Features on a Map	STP 21-1-SMCT
071-329-1002	Determine the Grid Coordinates of a Point on a Military Map	STP 21-1-SMCT
071-329-1003	Determine a Magnetic Azimuth Using a Lensatic Compass	STP 21-1-SMCT
071-329-1005	Determine a Location on the Ground by Terrain Association	STP 21-1-SMCT
071-329-1008	Measure Distance on a Map	STP 21-1-SMCT
071-329-1012	Orient a Map to the Ground by Map Terrain Association	STP 21-1-SMCT
071-329-1018	Determine Direction Without a Compass	STP 21-1-SMCT
071-331-0804	Perform Surveillance Without the Aid of Electronic Devices	STP 21-1-SMCT
071-331-0815	Practice Noise, Light, and Litter Discipline	STP 21-1-SMCT
113-571-1022	Perform Voice Communications	STP 21-1-SMCT
121-030-3534	Report Casualties	STP 21-24-SMCT
301-348-1050	Report Information of Potential Intelligence Value	STP 21-1-SMCT
551-721-1359	Drive Vehicle in a Convoy	STP 21-1-SMCT
551-721-1363	Drive Vehicle With or Without Trailer/Semitrailer in Blackout Conditions	STP 21-1-SMCT
551-721-1408	Implement Defensive Procedures when Under Enemy Attack or Ambush in a Truck Convoy	STP 21-1-SMCT

SUPPORTING COLLECTIVE TASKS: NONE**OPFOR TASKS AND STANDARDS**

TASK: Surrender to the Capturing Unit on the Battlefield (5-OPFOR-0024)

CONDITION: The enemy has captured opposing forces (OPFOR) element's soldiers, documents, and equipment sensitive to the OPFOR tactical operations.

STANDARD: The OPFOR soldiers retain or destroy documents and equipment. The OPFOR element surrenders the documents and the equipment of no tactical use to the enemy and attempts to conceal or destroy items of tactical value. The OPFOR element attempts escape and evasion. 1. Prevents the successful capture of the documents and the equipment. 2. Destroys the documents and the equipment. 3. Removes identifying markings from the equipment. 4. Removes unit-identifying insignia. 5. Provides misleading information. 6. Plans an escape. 7. Delays movement to the nearest collection point. 8. Prevents safeguarding of the enemy prisoners of war (EPWs) in order to cause embarrassment to the United States (US).

TASK: Disrupt Movement (5-OPFOR-0014)

CONDITION: The enemy is expected to move through the opposing forces (OPFOR) element's area of operations. The OPFOR element has received an operation order (OPORD) or fragmentary order (FRAGO) to disrupt enemy movement. The enemy has the capability to defend with direct fire and antiarmor weapons.

STANDARD: The OPFOR element delays enemy movement. 1. Delays the element. 2. Forces the element to deviate from its route. 3. Prevents the element from reaching its destination. 4. Surprises the element's main body.

TASK: Disrupt a Route Reconnaissance (5-OPFOR-0021)

CONDITION: The enemy is conducting a route reconnaissance. The opposing forces (OPFOR) element is positioned along the enemy's route.

STANDARD: The OPFOR element attempts to disrupt a squad/section conducting a route reconnaissance. 1. Prevents the unit from meeting its specified time schedule. 2. Forces the unit to deviate from its specified route. 3. Prevents the unit from reaching its assigned destination. 4. Surprises the squad/section. 5. Inflicts casualties on the unit.

TASK: Conduct a Raid (5-OPFOR-0004)

CONDITION: The opposing forces (OPFOR) element has occupied an objective rally point and has orders to conduct a raid on a combat service support (CSS) base.

STANDARD: The OPFOR element infiltrates the enemy's base and destroys all of the targets. 1. Surprises the enemy forces. 2. Assaults the support base and accomplishes the assigned tasks. 3. Destroys the specified equipment and supplies. 4. Avoids being decisively engaged. 5. Withdraws all personnel from the objective areas within the time prescribed. 6. Obtains all priority intelligence requirements (PIR) from the raid site. 7. Sustains only light casualties from enemy fire.

TASK: Conduct an Aerial Reconnaissance (5-OPFOR-0010)

CONDITION: The opposing forces (OPFOR) headquarters (HQ) element requires intelligence on the locations and identification of the enemy elements. Aircraft is dispatched to take photographs and make a visual inspection of the enemy rear area.

STANDARD: The OPFOR element gathers photograph intelligence of the enemy. 1. Photographs the assigned sectors. 2. Makes quick visual checks where the ceiling is low. 3. Locates enemy positions in the area, particularly support and storage bases, and command and control (C2) facilities. 4. Sustains no loss of aircraft. 5. Reports priority intelligence requirements (PIR) and other information requirements to the OPFOR HQ.

TASK: Defeat Obstacles (5-OPFOR-0009)

CONDITION: The opposing forces (OPFOR) element encounters an obstacle that blocks the avenue of approach as it advances upon the enemy forces.

STANDARD: The OPFOR element bypasses or breaches the enemy obstacle. 1. Detects the obstacle before halting its main body. 2. Defeats the obstacle. a. Bypasses the obstacle without entering the engagement areas. b. Breaches the obstacle within 45 minutes and passes its entire force through the obstacle. 3. Does not incur degradation to the point that the mission must be discontinued.

TASK: Conduct an Attack (5-OPFOR-0008)

CONDITION: The enemy is conducting tactical operations. The opposing forces (OPFOR) element receives orders to attack the enemy, the area of occupation, or the main supply route (MSR) with smoke.

STANDARD: The OPFOR element disrupts the enemy's movement and smoke operations. 1. Determines the delivery method of the smoke attack. 2. Locates the target. 3. Delivers the smoke attack downwind. 4. Attacks the enemy with smoke, and surge attacks when the enemy responds to the smoke.

TASK: Disrupt Construction of Vehicle Fighting Positions (5-OPFOR-0020)

CONDITION: The opposing forces (OPFOR) element has located the enemy. The priority intelligence requirements (PIR) and other intelligence obtained by OPFOR patrols indicate the enemy is constructing vehicle fighting positions within its defensive area. The OPFOR element has automatic and antiarmor weapons and light mortars.

STANDARD: The OPFOR element attempts to disrupt the enemy's efforts to establish vehicle fighting positions. 1. Locates the defensive area. 2. Surprises the main body. 3. Penetrates the defensive area with squad-size probes. 4. Inflicts casualties on the unit. 5. Destroys vehicles. 6. Disrupts the unit's preparations (prevents or delays beyond the unit's allotted time).

TASK: Disrupt an Engineer Reconnaissance (5-OPFOR-0022)

CONDITION: The enemy is conducting an engineer reconnaissance. The opposing forces (OPFOR) element is positioned along the enemy's route.

STANDARD: The OPFOR element disrupts an engineer reconnaissance. 1. Prevents the unit from meeting its specified time schedule. 2. Forces the unit to deviate from its specified route. 3. Prevents the unit from accomplishing its assigned engineer reconnaissance. 4. Surprises the unit conducting the reconnaissance.

TASK: Conduct Terrorist and Saboteur Attacks (5-OPFOR-0005)

CONDITION: The opposing forces (OPFOR) element dispatches small teams into the enemy's rear area to disrupt combat service support (CSS) operations.

STANDARD: The enemy sustains disrupted command and control (C2), destroyed equipment and supplies, and light casualties. 1. Locates rear support bases and C2 facilities. 2. Delays and disrupts CSS operations through probes. 3. Infiltrates CSS bases to conduct sabotage and terrorist activities. 4. Inflicts light casualties. 5. Destroys supplies and equipment.

TASK: Defend a Minefield (5-OPFOR-0023)

CONDITION: The enemy is conducting a minefield sweeping operation. The opposing forces (OPFOR) element has a minefield placed in the enemy's path. The minefield is under constant observation and fire.

STANDARD: The OPFOR element defends a minefield against an enemy element conducting a minefield sweeping operation. 1. Prevents the unit from detecting the obstacle. 2. Disrupts the minefield sweeping operation. 3. Prevents the unit from conducting the minefield sweeping operation, prevents the unit from moving all personnel through the breach, or delays the completion of the minefield sweeping operation for more than 45 minutes.

TASK: Maintain Contact (5-OPFOR-0003)

CONDITION: The opposing forces (OPFOR) element is engaged with enemy base-defense forces. The enemy forces are withdrawing under pressure.

STANDARD: The OPFOR element maintains enemy contact while the enemy withdraws. 1. Engages the enemy forces decisively. 2. Advances the OPFOR as the enemy forces withdraw. 3. Inflicts heavy casualties. 4. Captures the members of the enemy force. 5. Captures documents and equipment. 6. Safeguards the captured documents, the equipment, and the personnel.

TASK: Conduct an Ambush (5-OPFOR-0007)

CONDITION: The enemy is moving in a convoy. The opposing forces (OPFOR) element is positioned along the enemy's route.

STANDARD: The OPFOR element inflicts casualties on the enemy and causes vehicle and equipment damage. 1. Prepares an ambush site before the element arrives. 2. Surprises march element forces. 3. Inflicts heavy casualties within the designated kill zone. 4. Inflicts heavy damage to the vehicles and the equipment within the designated kill zone. 5. Delays the march element from reaching a specified destination for a specified period of time. 6. Withdraws on order. 7. Sustains no casualties. 8. Reports actions to superiors.

TASK: Disrupt a Net Control Station (NCS) (5-OPFOR-0019)

CONDITION: The enemy has established a NCS. The opposing forces (OPFOR) element has radio and jamming equipment.

STANDARD: The OPFOR element attempts to disrupt an NCS. 1. Attempts to locate the radio frequency that the unit is operating on. 2. Attempts to enter the radio net. 3. Attempts to issue "bogus" orders to a unit on the net. 4. Jams the radio frequency and forces the unit to go to an alternate frequency.

TASK: Disrupt Defensive Preparations (5-OPFOR-0018)

CONDITION: The opposing forces (OPFOR) element has located the enemy. Priority intelligence requirements (PIR) and other intelligence requirements obtained by OPFOR patrols indicate that the enemy elements are establishing defensive positions. The OPFOR element has automatic and antiarmor weapons and light mortars.

STANDARD: The OPFOR element disrupts and delays the enemy's defensive preparations. 1. Locates and penetrates the enemy's security system. 2. Forces the enemy to delay defensive preparations. 3. Disrupts the enemy's obstacle preparations.

TASK: Disrupt Enemy Movement and Operations Using Tactical Nuclear Weapons (5-OPFOR-0016)

CONDITION: The opposing forces (OPFOR) element has located the enemy. Priority intelligence requirements (PIR) and other intelligence requirements have been obtained by OPFOR patrols. Tactical nuclear weapons are employed against key locations in the rear area.

STANDARD: The OPFOR element disrupts enemy movement and operations. 1. Disrupts or delays the movement of the enemy's equipment and supplies to the forward areas. 2. Destroys enemy equipment and supplies. 3. Inflicts a high rate of nuclear casualties among the enemy forces. 4. Denies the enemy the use of specified areas. 5. Contaminates the enemy's equipment and supplies.

TASK: Disrupt Quartering Party Operations (5-OPFOR-0017)

CONDITION: The enemy is conducting quartering party operations. It has established an assembly area (AA) but has not moved in the main body.

STANDARD: The opposing forces (OPFOR) element attempts to disrupt quartering party operations and infiltrate the enemy's AA. 1. Locates the quartering party and the AA. 2. Surprises the main body. 3. Penetrates the AA with squad-size probes. 4. Inflicts personnel casualties and vehicle damage. 5. Disrupts the unit's preparations (prevents or delays beyond the unit's allotted time).

TASK: Disrupt Enemy Movement and Operations Using Persistent and Nonpersistent Chemical Weapons (5-OPFOR-0015)

CONDITION: The opposing forces (OPFOR) element has located the enemy. Priority intelligence requirements (PIR) and other intelligence requirements have been obtained by OPFOR patrols. The OPFOR units deliver chemical agents, by means of conventional artillery weapons or aircraft, along selected supply routes and key bases in the rear area.

STANDARD: The OPFOR element disrupts enemy movement and operations using persistent and nonpersistent chemical weapons. 1. Delivers chemical agents in low and densely wooded areas. 2. Delays the movement of enemy supplies and equipment to the forward areas. 3. Restricts the movement of the enemy units in the rear area. 4. Channels the movement of enemy units into predesignated ambush areas. 5. Contaminates enemy supplies and equipment. 6. Inflicts a high rate of casualties on enemy forces.

TASK: Disrupt Assembly Area (AA) Activities (5-OPFOR-0013)

CONDITION: Intelligence reports indicate that platoon- and company-size enemy units are operating in the opposing forces (OPFOR) area of operations. Enemy units can defend from AAs with direct fire, antiarmor weapons, and indirect fire. The enemy has close air support (CAS) and nuclear, biological, and chemical (NBC) capabilities.

STANDARD: The OPFOR element locates and disrupts the enemy's AA activities. 1. Locates the element's AA. 2. Probes the AA with squad- or team-size elements. 3. Inflicts more than 5 percent casualties on the element. 4. Disrupts the element's preparations (prevents or delays beyond the element's allotted time).

TASK: Counter Passage of Lines (5-OPFOR-0012)

CONDITION: Enemy forces are in defensive positions, but they are expected to attempt passage-of-lines operations. The opposing forces (OPFOR) received orders to disrupt enemy passage-of-lines operations.

STANDARD: The OPFOR element delays or prevents enemy passage of lines. 1. Delays the passage. 2. Prevents the company from moving all personnel through the stationary unit. 3. Engages the main body of either the moving or the stationary unit.

TASK: Attack (5-OPFOR-0001)

CONDITION: The opposing forces (OPFOR) element has located the enemy. The priority intelligence requirements (PIR) and the other intelligence requirements have been obtained by OPFOR patrols. The OPFOR element has automatic and antiarmor weapons and light mortars.

STANDARD: The OPFOR element attempts to seize the terrain, the vehicles, or the equipment. 1. Develops an attack plan. 2. Surprises the enemy unit's main body. 3. Initiates the attack using a scheme of maneuver that exploits the enemy's flanks, gaps, and weaknesses. 4. Uses covered and concealed routes to approach the enemy forces' flanks, gaps, or weakly held areas. 5. Employs indirect fire to support the attack. 6. Penetrates enemy defenses. 7. Destroys the equipment and the supplies. 8. Inflicts heavy casualties. 9. Isolates the combat service support (CSS) base by blocking the reinforcements. 10. Forces the enemy units to displace. 11. Avoids being fixed in one position. 12. Withdraws before the CSS base is reinforced with tactical combat forces.

TASK: Conduct Sniper Operations (5-OPFOR-0006)

CONDITION: The opposing forces (OPFOR) element has assigned snipers (regular or irregular elements) in the enemy's rear area along the main supply route (MSR) and near support sites.

STANDARD: The OPFOR element kills or wounds targets. 1. Sets up a well-concealed location. 2. Engages vehicle drivers or personnel on foot with short bursts of semiautomatic fire. 3. Kills or wounds selected targets. 4. Prevents the position from being discovered by enemy forces. 5. Evacuates the area without being spotted. 6. Reports all specified priority intelligence requirements (PIR) and other intelligence requirements to the OPFOR headquarters (HQ).

TASK: Conduct Air Attacks (5-OPFOR-0002)

CONDITION: The opposing forces (OPFOR) element in the rear area has forwarded the positions of the enemy support sites or the locations of moving elements. The OPFOR aircraft have been dispatched to attack enemy installations or convoys.

STANDARD: The OPFOR element attempts to delay, disrupt, or damage the enemy targets by air. 1. Locates the target (support sites or convoys). 2. Makes attack runs on the designated targets. 3. Inflicts heavy damage to the selected target. 4. Sustains no loss of aircraft. 5. Delays moving the force for more than one hour.

ELEMENTS: Horizontal Construction Platoon
 Embankment Squad
 Grading and Compact Squad
 Excavation Squad
 Two General Construction Platoons
 Six General Construction Squads

TASK: Conduct Actions at Danger Areas (07-3-1135.05-T01A)
 (FM 7-8) (ARTEP 7-8-DRILL) (FM 7-7J)

ITERATION: 1 2 3 4 5 M (Circle)
COMMANDER/LEADER ASSESSMENT: T P U (Circle)

CONDITIONS: The platoon is part of a larger force moving dismounted and encounters a danger area that cannot be bypassed. The platoon must provide its own security. Rules of engagement (ROE) have been published. Some iterations of this task should be performed in MOPP4.

TASK STANDARDS: The platoon prevents the enemy from surprising the main body. The platoon moves all personnel and equipment across the danger area. The platoon prevents decisive engagement by the enemy. The United States (US) forces comply with the ROE. The time required to perform this task is increased when conducting it in mission-oriented protection posture (MOPP) 4.

TASK STEPS AND PERFORMANCE MEASURES	GO	NO-GO
<ul style="list-style-type: none"> * 1. The platoon leader directs the platoon to take action on encountering a danger area. <ul style="list-style-type: none"> a. Ensured that the point man signaled "danger area" and it was relayed throughout the platoon. b. Halted the platoon and maintained local security. c. Moved forward to the point man and confirmed the danger area. * 2. The platoon leader directs the lead squad to reconnoiter the danger area and makes an estimate based on information received. <ul style="list-style-type: none"> a. Directed the route for the platoon, if the danger area could be bypassed. b. Controlled the crossing of the danger area with minimum time spent in or near the danger area. <ul style="list-style-type: none"> (1) Informed all squad leaders of the situation. (2) Designated the near- and farside rally points. (3) Directed the positioning of the nearside security team. (4) Selected a crossing point that provided cover and concealment. (5) Assigned the farside security team. * 3. The platoon leader selects the farside clearing method based on observable terrain. The secured area must be large enough to allow full deployment of the remainder of the platoon. 4. The nearside security team provides security. <ul style="list-style-type: none"> a. Observed to the flanks. b. Overwatched the crossing of the farside security team. c. Warned of enemy approach before the main body was engaged. 5. The farside team reconnoiters the farside. <ul style="list-style-type: none"> a. Crossed the danger area once the nearside security team was in place. 		

TASK STEPS AND PERFORMANCE MEASURES	GO	NO-GO
b. Reconnoitered the farside and ensured that any terrain (small hills, folds, streambeds) that might have concealed enemy positions was clear of the enemy. c. Established an observation post (OP) forward of the cleared area. d. Signaled to the squad leader that the area was clear; the message was relayed to the platoon leader. 6. The platoon crosses the danger area. a. Used the method designated by the platoon leader: line (all at once), wedge (file), small groups, or individually. b. Used nearside security to overwatch the platoon's crossing. c. Crossed the danger area quickly and quietly. d. If contact was made, executed Battle Drill 2, React to Contact (Army Training and Evaluation Program [ARTEP] 7-8-DRILL). e. Established local security once across the danger area. f. Completed the crossing with the nearside security team crossing the danger area and regaining its positions in the formation. 7. The platoon continues the mission. a. Accounted for all members. b. Resumed tactical movement. c. Maintained the proper formation and personnel intervals.		

TASK PERFORMANCE / EVALUATION SUMMARY BLOCK							
ITERATION	1	2	3	4	5	M	TOTAL
TOTAL TASK STEPS EVALUATED							
TOTAL TASK STEPS "GO"							
TRAINING STATUS "GO"/"NO-GO"							

"**" indicates a leader task step.

SUPPORTING INDIVIDUAL TASKS: NONE

SUPPORTING COLLECTIVE TASKS: NONE

OPFOR TASKS AND STANDARDS

TASK: Defend a Danger Area (07-OPFOR-1135)

CONDITION: The enemy is crossing an open area, road or trail, minefield, stream, or wire obstacle or he is passing a friendly position or village. The danger area is observed and covered by friendly fires.

STANDARD: The unit detects the crossing/passing decisively engages the enemy while he is in the danger area. The unit destroys or forces the enemy to withdraw. NOTE: During training exercises, the commander/leader can select the size of the OPFOR element his unit will face based on his unit's tactical proficiency.

TASK: Surrender to the Capturing Unit on the Battlefield (5-OPFOR-0024)

CONDITION: The enemy has captured opposing forces (OPFOR) element's soldiers, documents, and equipment sensitive to the OPFOR tactical operations.

STANDARD: The OPFOR soldiers retain or destroy documents and equipment. The OPFOR element surrenders the documents and the equipment of no tactical use to the enemy and attempts to conceal or destroy items of tactical value. The OPFOR element attempts escape and evasion. 1. Prevents the successful capture of the documents and the equipment. 2. Destroys the documents and the equipment. 3. Removes identifying markings from the equipment. 4. Removes unit-identifying insignia. 5. Provides misleading information. 6. Plans an escape. 7. Delays movement to the nearest collection point. 8. Prevents safeguarding of the enemy prisoners of war (EPWs) in order to cause embarrassment to the United States (US).

TASK: Disrupt a Route Reconnaissance (5-OPFOR-0021)

CONDITION: The enemy is conducting a route reconnaissance. The opposing forces (OPFOR) element is positioned along the enemy's route.

STANDARD: The OPFOR element attempts to disrupt a squad/section conducting a route reconnaissance. 1. Prevents the unit from meeting its specified time schedule. 2. Forces the unit to deviate from its specified route. 3. Prevents the unit from reaching its assigned destination. 4. Surprises the squad/section. 5. Inflicts casualties on the unit.

TASK: Conduct a Raid (5-OPFOR-0004)

CONDITION: The opposing forces (OPFOR) element has occupied an objective rally point and has orders to conduct a raid on a combat service support (CSS) base.

STANDARD: The OPFOR element infiltrates the enemy's base and destroys all of the targets. 1. Surprises the enemy forces. 2. Assaults the support base and accomplishes the assigned tasks. 3. Destroys the specified equipment and supplies. 4. Avoids being decisively engaged. 5. Withdraws all personnel from the objective areas within the time prescribed. 6. Obtains all priority intelligence requirements (PIR) from the raid site. 7. Sustains only light casualties from enemy fire.

TASK: Conduct an Aerial Reconnaissance (5-OPFOR-0010)

CONDITION: The opposing forces (OPFOR) headquarters (HQ) element requires intelligence on the locations and identification of the enemy elements. Aircraft is dispatched to take photographs and make a visual inspection of the enemy rear area.

STANDARD: The OPFOR element gathers photograph intelligence of the enemy. 1. Photographs the assigned sectors. 2. Makes quick visual checks where the ceiling is low. 3. Locates enemy positions in the area, particularly support and storage bases, and command and control (C2) facilities. 4. Sustains no loss of aircraft. 5. Reports priority intelligence requirements (PIR) and other information requirements to the OPFOR HQ.

TASK: Defeat Obstacles (5-OPFOR-0009)

CONDITION: The opposing forces (OPFOR) element encounters an obstacle that blocks the avenue of approach as it advances upon the enemy forces.

STANDARD: The OPFOR element bypasses or breaches the enemy obstacle. 1. Detects the obstacle before halting its main body. 2. Defeats the obstacle. a. Bypasses the obstacle without entering the engagement areas. b. Breaches the obstacle within 45 minutes and passes its entire force through the obstacle. 3. Does not incur degradation to the point that the mission must be discontinued.

TASK: Conduct an Attack (5-OPFOR-0008)

CONDITION: The enemy is conducting tactical operations. The opposing forces (OPFOR) element receives orders to attack the enemy, the area of occupation, or the main supply route (MSR) with smoke.

STANDARD: The OPFOR element disrupts the enemy's movement and smoke operations. 1. Determines the delivery method of the smoke attack. 2. Locates the target. 3. Delivers the smoke attack downwind. 4. Attacks the enemy with smoke, and surge attacks when the enemy responds to the smoke.

TASK: Disrupt Construction of Vehicle Fighting Positions (5-OPFOR-0020)

CONDITION: The opposing forces (OPFOR) element has located the enemy. The priority intelligence requirements (PIR) and other intelligence obtained by OPFOR patrols indicate the enemy is constructing vehicle fighting positions within its defensive area. The OPFOR element has automatic and antiarmor weapons and light mortars.

STANDARD: The OPFOR element attempts to disrupt the enemy's efforts to establish vehicle fighting positions. 1. Locates the defensive area. 2. Surprises the main body. 3. Penetrates the defensive area with squad-size probes. 4. Inflicts casualties on the unit. 5. Destroys vehicles. 6. Disrupts the unit's preparations (prevents or delays beyond the unit's allotted time).

TASK: Disrupt an Engineer Reconnaissance (5-OPFOR-0022)

CONDITION: The enemy is conducting an engineer reconnaissance. The opposing forces (OPFOR) element is positioned along the enemy's route.

STANDARD: The OPFOR element disrupts an engineer reconnaissance. 1. Prevents the unit from meeting its specified time schedule. 2. Forces the unit to deviate from its specified route. 3. Prevents the unit from accomplishing its assigned engineer reconnaissance. 4. Surprises the unit conducting the reconnaissance.

TASK: Conduct Terrorist and Saboteur Attacks (5-OPFOR-0005)

CONDITION: The opposing forces (OPFOR) element dispatches small teams into the enemy's rear area to disrupt combat service support (CSS) operations.

STANDARD: The enemy sustains disrupted command and control (C2), destroyed equipment and supplies, and light casualties. 1. Locates rear support bases and C2 facilities. 2. Delays and disrupts CSS operations through probes. 3. Infiltrates CSS bases to conduct sabotage and terrorist activities. 4. Inflicts light casualties. 5. Destroys supplies and equipment.

TASK: Defend a Minefield (5-OPFOR-0023)

CONDITION: The enemy is conducting a minefield sweeping operation. The opposing forces (OPFOR) element has a minefield placed in the enemy's path. The minefield is under constant observation and fire.

STANDARD: The OPFOR element defends a minefield against an enemy element conducting a minefield sweeping operation. 1. Prevents the unit from detecting the obstacle. 2. Disrupts the minefield sweeping operation. 3. Prevents the unit from conducting the minefield sweeping operation, prevents the unit from moving all personnel through the breach, or delays the completion of the minefield sweeping operation for more than 45 minutes.

TASK: Maintain Contact (5-OPFOR-0003)

CONDITION: The opposing forces (OPFOR) element is engaged with enemy base-defense forces. The enemy forces are withdrawing under pressure.

STANDARD: The OPFOR element maintains enemy contact while the enemy withdraws. 1. Engages the enemy forces decisively. 2. Advances the OPFOR as the enemy forces withdraw. 3. Inflicts heavy casualties. 4. Captures the members of the enemy force. 5. Captures documents and equipment. 6. Safeguards the captured documents, the equipment, and the personnel.

TASK: Conduct an Ambush (5-OPFOR-0007)

CONDITION: The enemy is moving in a convoy. The opposing forces (OPFOR) element is positioned along the enemy's route.

STANDARD: The OPFOR element inflicts casualties on the enemy and causes vehicle and equipment damage. 1. Prepares an ambush site before the element arrives. 2. Surprises march element forces. 3. Inflicts heavy casualties within the designated kill zone. 4. Inflicts heavy damage to the vehicles and the equipment within the designated kill zone. 5. Delays the march element from reaching a specified destination for a specified period of time. 6. Withdraws on order. 7. Sustains no casualties. 8. Reports actions to superiors.

TASK: Disrupt a Net Control Station (NCS) (5-OPFOR-0019)

CONDITION: The enemy has established a NCS. The opposing forces (OPFOR) element has radio and jamming equipment.

STANDARD: The OPFOR element attempts to disrupt an NCS. 1. Attempts to locate the radio frequency that the unit is operating on. 2. Attempts to enter the radio net. 3. Attempts to issue "bogus" orders to a unit on the net. 4. Jams the radio frequency and forces the unit to go to an alternate frequency.

TASK: Disrupt Defensive Preparations (5-OPFOR-0018)

CONDITION: The opposing forces (OPFOR) element has located the enemy. Priority intelligence requirements (PIR) and other intelligence requirements obtained by OPFOR patrols indicate that the enemy elements are establishing defensive positions. The OPFOR element has automatic and antiarmor weapons and light mortars.

STANDARD: The OPFOR element disrupts and delays the enemy's defensive preparations. 1. Locates and penetrates the enemy's security system. 2. Forces the enemy to delay defensive preparations. 3. Disrupts the enemy's obstacle preparations.

TASK: Disrupt Enemy Movement and Operations Using Tactical Nuclear Weapons (5-OPFOR-0016)

CONDITION: The opposing forces (OPFOR) element has located the enemy. Priority intelligence requirements (PIR) and other intelligence requirements have been obtained by OPFOR patrols. Tactical nuclear weapons are employed against key locations in the rear area.

STANDARD: The OPFOR element disrupts enemy movement and operations. 1. Disrupts or delays the movement of the enemy's equipment and supplies to the forward areas. 2. Destroys enemy equipment and supplies. 3. Inflicts a high rate of nuclear casualties among the enemy forces. 4. Denies the enemy the use of specified areas. 5. Contaminates the enemy's equipment and supplies.

TASK: Disrupt Quarters Party Operations (5-OPFOR-0017)

CONDITION: The enemy is conducting quarters party operations. It has established an assembly area (AA) but has not moved in the main body.

STANDARD: The opposing forces (OPFOR) element attempts to disrupt quartering party operations and infiltrate the enemy's AA. 1. Locates the quartering party and the AA. 2. Surprises the main body. 3. Penetrates the AA with squad-size probes. 4. Inflicts personnel casualties and vehicle damage. 5. Disrupts the unit's preparations (prevents or delays beyond the unit's allotted time).

TASK: Disrupt Enemy Movement and Operations Using Persistent and Nonpersistent Chemical Weapons (5-OPFOR-0015)

CONDITION: The opposing forces (OPFOR) element has located the enemy. Priority intelligence requirements (PIR) and other intelligence requirements have been obtained by OPFOR patrols. The OPFOR units deliver chemical agents, by means of conventional artillery weapons or aircraft, along selected supply routes and key bases in the rear area.

STANDARD: The OPFOR element disrupts enemy movement and operations using persistent and nonpersistent chemical weapons. 1. Delivers chemical agents in low and densely wooded areas. 2. Delays the movement of enemy supplies and equipment to the forward areas. 3. Restricts the movement of the enemy units in the rear area. 4. Channels the movement of enemy units into predesignated ambush areas. 5. Contaminates enemy supplies and equipment. 6. Inflicts a high rate of casualties on enemy forces.

TASK: Disrupt Assembly Area (AA) Activities (5-OPFOR-0013)

CONDITION: Intelligence reports indicate that platoon- and company-size enemy units are operating in the opposing forces (OPFOR) area of operations. Enemy units can defend from AAs with direct fire, antiarmor weapons, and indirect fire. The enemy has close air support (CAS) and nuclear, biological, and chemical (NBC) capabilities.

STANDARD: The OPFOR element locates and disrupts the enemy's AA activities. 1. Locates the element's AA. 2. Probes the AA with squad- or team-size elements. 3. Inflicts more than 5 percent casualties on the element. 4. Disrupts the element's preparations (prevents or delays beyond the element's allotted time).

TASK: Disrupt Movement (5-OPFOR-0014)

CONDITION: The enemy is expected to move through the opposing forces (OPFOR) element's area of operations. The OPFOR element has received an operation order (OPORD) or fragmentary order (FRAGO) to disrupt enemy movement. The enemy has the capability to defend with direct fire and antiarmor weapons.

STANDARD: The OPFOR element delays enemy movement. 1. Delays the element. 2. Forces the element to deviate from its route. 3. Prevents the element from reaching its destination. 4. Surprises the element's main body.

TASK: Counter Passage of Lines (5-OPFOR-0012)

CONDITION: Enemy forces are in defensive positions, but they are expected to attempt passage-of-lines operations. The opposing forces (OPFOR) received orders to disrupt enemy passage-of-lines operations.

STANDARD: The OPFOR element delays or prevents enemy passage of lines. 1. Delays the passage. 2. Prevents the company from moving all personnel through the stationary unit. 3. Engages the main body of either the moving or the stationary unit.

TASK: Attack (5-OPFOR-0001)

CONDITION: The opposing forces (OPFOR) element has located the enemy. The priority intelligence requirements (PIR) and the other intelligence requirements have been obtained by OPFOR patrols. The OPFOR element has automatic and antiarmor weapons and light mortars.

STANDARD: The OPFOR element attempts to seize the terrain, the vehicles, or the equipment. 1. Develops an attack plan. 2. Surprises the enemy unit's main body. 3. Initiates the attack using a scheme of maneuver that exploits the enemy's flanks, gaps, and weaknesses. 4. Uses covered and concealed routes to approach the enemy forces' flanks, gaps, or weakly held areas. 5. Employs indirect fire to support the attack. 6. Penetrates enemy defenses. 7. Destroys the equipment and the supplies. 8. Inflicts heavy casualties. 9. Isolates the combat service support (CSS) base by blocking the reinforcements. 10. Forces the enemy units to displace. 11. Avoids being fixed in one position. 12. Withdraws before the CSS base is reinforced with tactical combat forces.

TASK: Conduct Air Attacks (5-OPFOR-0002)

CONDITION: The opposing forces (OPFOR) element in the rear area has forwarded the positions of the enemy support sites or the locations of moving elements. The OPFOR aircraft have been dispatched to attack enemy installations or convoys.

STANDARD: The OPFOR element attempts to delay, disrupt, or damage the enemy targets by air. 1. Locates the target (support sites or convoys). 2. Makes attack runs on the designated targets. 3. Inflicts heavy damage to the selected target. 4. Sustains no loss of aircraft. 5. Delays moving the force for more than one hour.

TASK: Conduct Sniper Operations (5-OPFOR-0006)

CONDITION: The opposing forces (OPFOR) element has assigned snipers (regular or irregular elements) in the enemy's rear area along the main supply route (MSR) and near support sites.

STANDARD: The OPFOR element kills or wounds targets. 1. Sets up a well-concealed location. 2. Engages vehicle drivers or personnel on foot with short bursts of semiautomatic fire. 3. Kills or wounds selected targets. 4. Prevents the position from being discovered by enemy forces. 5. Evacuates the area without being spotted. 6. Reports all specified priority intelligence requirements (PIR) and other intelligence requirements to the OPFOR headquarters (HQ).

- ELEMENTS:** Company Headquarters
 Maintenance Section
 Horizontal Construction Platoon
 Embankment Squad
 Grading and Compact Squad
 Excavation Squad
 Two General Construction Platoons
 Six General Construction Squads

TASK: Defend a Battle Position (07-3-4129.05-T01A)
 (FM 7-7) (FM 7-10) (FM 7-7J)
 (FM 7-8)

ITERATION: 1 2 3 4 5 M (Circle)

COMMANDER/LEADER ASSESSMENT: T P U (Circle)

CONDITIONS: The element is occupying prepared defensive positions. Intelligence reports indicate that small opposing forces (OPFOR) elements have been sighted in the operational area. The OPFOR patrols have increased in the sector. The OPFOR attacks the platoon. Some iterations of this task should be performed in MOPP4.

TASK STANDARDS: The elements in the main defensive positions are not surprised by the OPFOR. The platoon denies enemy penetration of the defensive positions and engages attacking units, forcing enemy withdrawal. The time required to perform this task is increased when conducting it in mission-oriented protection posture (MOPP) 4.

TASK STEPS AND PERFORMANCE MEASURES	GO	NO-GO
<ol style="list-style-type: none"> 1. The observation posts (OPs) detect and correctly identify the enemy. <ol style="list-style-type: none"> a. Reported enemy activity before the main body was engaged. b. Reported using the size, activity, location, unit, time, and equipment (SALUTE) format. 2. Unit personnel are alerted and occupy fighting positions. <ol style="list-style-type: none"> a. Actuated the alert plan according to the unit's standing operating procedure (SOP). b. Occupied the fighting positions within 1 minute of the initial warning. 3. The unit reports enemy contact. <ol style="list-style-type: none"> a. Reported enemy contact using the SALUTE format to the company headquarters (HQ) within 1 minute of contact using the FM radio. b. Rendered additional situation reports (SITREPs) as the situation changed. 4. The OPs return to the unit's position. <ol style="list-style-type: none"> a. Used covered and concealed routes back to the defensive position. b. Did not become decisively engaged. 5. Indirect fire and/or close air support is requested, if available and applicable. <ol style="list-style-type: none"> a. Initiated the call-for-fire procedure within 1 minute of target acquisition. b. Adjusted the fire (if required) within 30 seconds of round impact. 6. The unit reacts to the enemy. <ol style="list-style-type: none"> a. Executed the obstacle plan according to the operation order (OPORD) or the fragmentary order (FRAGO); for example, detonated demolitions, detonated claymore mines on order, or triggered lines. 		

TASK STEPS AND PERFORMANCE MEASURES	GO	NO-GO
<p>b. Fired organic weapons as the enemy came into range or as ordered to do so.</p> <p>c. Controlled the distribution and the rate of fire to ensure that a continuous volume of effective fire was placed on the enemy.</p> <p>d. Repositioned vehicles, squads, and individuals to alternate and supplementary positions using covered and concealed routes, as needed.</p> <p>e. Initiated final protective fires (FPF), if required.</p> <p>f. Directed counterattacks of reserves to eject enemy penetrations, if required.</p> <p>g. Defended the position until the enemy was repelled or when orders to disengage were received from higher HQ.</p> <p>h. Sustained no friendly casualties due to friendly fire.</p> <p>7. The unit reacts to the indirect fire.</p> <p>a. Initiated the alert by any member yelling INCOMING and alerted subordinate elements by other available communications means.</p> <p>b. Sought protection under the overhead cover of the fighting positions. If personnel were in the open, they moved to fighting positions or out of the area.</p> <p>c. Moved vehicles out of the impact area to alternate positions, if applicable.</p> <p>* 8. Leaders reorganize the element.</p> <p>a. Reestablished the chain of command.</p> <p>b. Submitted the SITREP to the company commander.</p> <p>c. Cross-leveled the unit to fill critical positions caused by casualties.</p> <p>d. Redistributed the ammunition.</p> <p>e. Reestablished operations, key weapons, and positions immediately.</p> <p>f. Treated and evacuated casualties as necessary and reviewed all first aid common tasks.</p> <p>g. Submitted casualty reports.</p> <p>h. Updated the personnel roster.</p> <p>i. Processed enemy prisoners of war (EPWs) and captured materials.</p> <p>* 9. Leaders consolidate the element.</p> <p>a. Repositioned the operations.</p> <p>b. Reestablished communication with the elements.</p> <p>c. Repositioned the personnel.</p> <p>d. Reassigned the sectors of fire to cover all gaps.</p> <p>e. Implemented the sleep and alert plans.</p> <p>10. The unit continues the mission.</p> <p>a. Continued on orders from the company commander.</p> <p>b. Continued as soon as the tactical situation permitted.</p>		

TASK PERFORMANCE / EVALUATION SUMMARY BLOCK							
ITERATION	1	2	3	4	5	M	TOTAL
TOTAL TASK STEPS EVALUATED							
TOTAL TASK STEPS "GO"							
TRAINING STATUS "GO"/"NO-GO"							

"*" indicates a leader task step.

SUPPORTING INDIVIDUAL TASKS: NONE

SUPPORTING COLLECTIVE TASKS: NONE**OPFOR TASKS AND STANDARDS**

TASK: Surrender to the Capturing Unit on the Battlefield (5-OPFOR-0024)

CONDITION: The enemy has captured opposing forces (OPFOR) element's soldiers, documents, and equipment sensitive to the OPFOR tactical operations.

STANDARD: The OPFOR soldiers retain or destroy documents and equipment. The OPFOR element surrenders the documents and the equipment of no tactical use to the enemy and attempts to conceal or destroy items of tactical value. The OPFOR element attempts escape and evasion. 1. Prevents the successful capture of the documents and the equipment. 2. Destroys the documents and the equipment. 3. Removes identifying markings from the equipment. 4. Removes unit-identifying insignia. 5. Provides misleading information. 6. Plans an escape. 7. Delays movement to the nearest collection point. 8. Prevents safeguarding of the enemy prisoners of war (EPWs) in order to cause embarrassment to the United States (US).

TASK: Disrupt a Route Reconnaissance (5-OPFOR-0021)

CONDITION: The enemy is conducting a route reconnaissance. The opposing forces (OPFOR) element is positioned along the enemy's route.

STANDARD: The OPFOR element attempts to disrupt a squad/section conducting a route reconnaissance. 1. Prevents the unit from meeting its specified time schedule. 2. Forces the unit to deviate from its specified route. 3. Prevents the unit from reaching its assigned destination. 4. Surprises the squad/section. 5. Inflicts casualties on the unit.

TASK: Conduct a Raid (5-OPFOR-0004)

CONDITION: The opposing forces (OPFOR) element has occupied an objective rally point and has orders to conduct a raid on a combat service support (CSS) base.

STANDARD: The OPFOR element infiltrates the enemy's base and destroys all of the targets. 1. Surprises the enemy forces. 2. Assaults the support base and accomplishes the assigned tasks. 3. Destroys the specified equipment and supplies. 4. Avoids being decisively engaged. 5. Withdraws all personnel from the objective areas within the time prescribed. 6. Obtains all priority intelligence requirements (PIR) from the raid site. 7. Sustains only light casualties from enemy fire.

TASK: Conduct an Aerial Reconnaissance (5-OPFOR-0010)

CONDITION: The opposing forces (OPFOR) headquarters (HQ) element requires intelligence on the locations and identification of the enemy elements. Aircraft is dispatched to take photographs and make a visual inspection of the enemy rear area.

STANDARD: The OPFOR element gathers photograph intelligence of the enemy. 1. Photographs the assigned sectors. 2. Makes quick visual checks where the ceiling is low. 3. Locates enemy positions in the area, particularly support and storage bases, and command and control (C2) facilities. 4. Sustains no loss of aircraft. 5. Reports priority intelligence requirements (PIR) and other information requirements to the OPFOR HQ.

TASK: Defeat Obstacles (5-OPFOR-0009)

CONDITION: The opposing forces (OPFOR) element encounters an obstacle that blocks the avenue of approach as it advances upon the enemy forces.

STANDARD: The OPFOR element bypasses or breaches the enemy obstacle. 1. Detects the obstacle before halting its main body. 2. Defeats the obstacle. a. Bypasses the obstacle without entering the engagement areas. b. Breaches the obstacle within 45 minutes and passes its entire force through the obstacle. 3. Does not incur degradation to the point that the mission must be discontinued.

TASK: Conduct an Attack (5-OPFOR-0008)

CONDITION: The enemy is conducting tactical operations. The opposing forces (OPFOR) element receives orders to attack the enemy, the area of occupation, or the main supply route (MSR) with smoke.

STANDARD: The OPFOR element disrupts the enemy's movement and smoke operations. 1. Determines the delivery method of the smoke attack. 2. Locates the target. 3. Delivers the smoke attack downwind. 4. Attacks the enemy with smoke, and surge attacks when the enemy responds to the smoke.

TASK: Disrupt Construction of Vehicle Fighting Positions (5-OPFOR-0020)

CONDITION: The opposing forces (OPFOR) element has located the enemy. The priority intelligence requirements (PIR) and other intelligence obtained by OPFOR patrols indicate the enemy is constructing vehicle fighting positions within its defensive area. The OPFOR element has automatic and antiarmor weapons and light mortars.

STANDARD: The OPFOR element attempts to disrupt the enemy's efforts to establish vehicle fighting positions. 1. Locates the defensive area. 2. Surprises the main body. 3. Penetrates the defensive area with squad-size probes. 4. Inflicts casualties on the unit. 5. Destroys vehicles. 6. Disrupts the unit's preparations (prevents or delays beyond the unit's allotted time).

TASK: Disrupt an Engineer Reconnaissance (5-OPFOR-0022)

CONDITION: The enemy is conducting an engineer reconnaissance. The opposing forces (OPFOR) element is positioned along the enemy's route.

STANDARD: The OPFOR element disrupts an engineer reconnaissance. 1. Prevents the unit from meeting its specified time schedule. 2. Forces the unit to deviate from its specified route. 3. Prevents the unit from accomplishing its assigned engineer reconnaissance. 4. Surprises the unit conducting the reconnaissance.

TASK: Conduct Terrorist and Saboteur Attacks (5-OPFOR-0005)

CONDITION: The opposing forces (OPFOR) element dispatches small teams into the enemy's rear area to disrupt combat service support (CSS) operations.

STANDARD: The enemy sustains disrupted command and control (C2), destroyed equipment and supplies, and light casualties. 1. Locates rear support bases and C2 facilities. 2. Delays and disrupts CSS operations through probes. 3. Infiltrates CSS bases to conduct sabotage and terrorist activities. 4. Inflicts light casualties. 5. Destroys supplies and equipment.

TASK: Defend a Minefield (5-OPFOR-0023)

CONDITION: The enemy is conducting a minefield sweeping operation. The opposing forces (OPFOR) element has a minefield placed in the enemy's path. The minefield is under constant observation and fire.

STANDARD: The OPFOR element defends a minefield against an enemy element conducting a minefield sweeping operation. 1. Prevents the unit from detecting the obstacle. 2. Disrupts the minefield sweeping operation. 3. Prevents the unit from conducting the minefield sweeping operation, prevents the unit from moving all personnel through the breach, or delays the completion of the minefield sweeping operation for more than 45 minutes.

TASK: Maintain Contact (5-OPFOR-0003)

CONDITION: The opposing forces (OPFOR) element is engaged with enemy base-defense forces. The enemy forces are withdrawing under pressure.

STANDARD: The OPFOR element maintains enemy contact while the enemy withdraws. 1. Engages the enemy forces decisively. 2. Advances the OPFOR as the enemy forces withdraw. 3. Inflicts heavy casualties. 4. Captures the members of the enemy force. 5. Captures documents and equipment. 6. Safeguards the captured documents, the equipment, and the personnel.

TASK: Conduct an Ambush (5-OPFOR-0007)

CONDITION: The enemy is moving in a convoy. The opposing forces (OPFOR) element is positioned along the enemy's route.

STANDARD: The OPFOR element inflicts casualties on the enemy and causes vehicle and equipment damage. 1. Prepares an ambush site before the element arrives. 2. Surprises march element forces. 3. Inflicts heavy casualties within the designated kill zone. 4. Inflicts heavy damage to the vehicles and the equipment within the designated kill zone. 5. Delays the march element from reaching a specified destination for a specified period of time. 6. Withdraws on order. 7. Sustains no casualties. 8. Reports actions to superiors.

TASK: Disrupt a Net Control Station (NCS) (5-OPFOR-0019)

CONDITION: The enemy has established a NCS. The opposing forces (OPFOR) element has radio and jamming equipment.

STANDARD: The OPFOR element attempts to disrupt an NCS. 1. Attempts to locate the radio frequency that the unit is operating on. 2. Attempts to enter the radio net. 3. Attempts to issue "bogus" orders to a unit on the net. 4. Jams the radio frequency and forces the unit to go to an alternate frequency.

TASK: Disrupt Defensive Preparations (5-OPFOR-0018)

CONDITION: The opposing forces (OPFOR) element has located the enemy. Priority intelligence requirements (PIR) and other intelligence requirements obtained by OPFOR patrols indicate that the enemy elements are establishing defensive positions. The OPFOR element has automatic and antiarmor weapons and light mortars.

STANDARD: The OPFOR element disrupts and delays the enemy's defensive preparations. 1. Locates and penetrates the enemy's security system. 2. Forces the enemy to delay defensive preparations. 3. Disrupts the enemy's obstacle preparations.

TASK: Disrupt Enemy Movement and Operations Using Tactical Nuclear Weapons (5-OPFOR-0016)

CONDITION: The opposing forces (OPFOR) element has located the enemy. Priority intelligence requirements (PIR) and other intelligence requirements have been obtained by OPFOR patrols. Tactical nuclear weapons are employed against key locations in the rear area.

STANDARD: The OPFOR element disrupts enemy movement and operations. 1. Disrupts or delays the movement of the enemy's equipment and supplies to the forward areas. 2. Destroys enemy equipment and supplies. 3. Inflicts a high rate of nuclear casualties among the enemy forces. 4. Denies the enemy the use of specified areas. 5. Contaminates the enemy's equipment and supplies.

TASK: Disrupt Quarters Party Operations (5-OPFOR-0017)

CONDITION: The enemy is conducting quarters party operations. It has established an assembly area (AA) but has not moved in the main body.

STANDARD: The opposing forces (OPFOR) element attempts to disrupt quarters party operations and infiltrate the enemy's AA. 1. Locates the quarters party and the AA. 2. Surprises the main body. 3. Penetrates the AA with squad-size probes. 4. Inflicts personnel casualties and vehicle damage. 5. Disrupts the unit's preparations (prevents or delays beyond the unit's allotted time).

TASK: Disrupt Enemy Movement and Operations Using Persistent and Nonpersistent Chemical Weapons (5-OPFOR-0015)

CONDITION: The opposing forces (OPFOR) element has located the enemy. Priority intelligence requirements (PIR) and other intelligence requirements have been obtained by OPFOR patrols. The OPFOR units deliver chemical agents, by means of conventional artillery weapons or aircraft, along selected supply routes and key bases in the rear area.

STANDARD: The OPFOR element disrupts enemy movement and operations using persistent and nonpersistent chemical weapons. 1. Delivers chemical agents in low and densely wooded areas. 2. Delays the movement of enemy supplies and equipment to the forward areas. 3. Restricts the movement of the enemy units in the rear area. 4. Channels the movement of enemy units into predesignated ambush areas. 5. Contaminates enemy supplies and equipment. 6. Inflicts a high rate of casualties on enemy forces.

TASK: Disrupt Assembly Area (AA) Activities (5-OPFOR-0013)

CONDITION: Intelligence reports indicate that platoon- and company-size enemy units are operating in the opposing forces (OPFOR) area of operations. Enemy units can defend from AAs with direct fire, antiarmor weapons, and indirect fire. The enemy has close air support (CAS) and nuclear, biological, and chemical (NBC) capabilities.

STANDARD: The OPFOR element locates and disrupts the enemy's AA activities. 1. Locates the element's AA. 2. Probes the AA with squad- or team-size elements. 3. Inflicts more than 5 percent casualties on the element. 4. Disrupts the element's preparations (prevents or delays beyond the element's allotted time).

TASK: Disrupt Movement (5-OPFOR-0014)

CONDITION: The enemy is expected to move through the opposing forces (OPFOR) element's area of operations. The OPFOR element has received an operation order (OPORD) or fragmentary order (FRAGO) to disrupt enemy movement. The enemy has the capability to defend with direct fire and antiarmor weapons.

STANDARD: The OPFOR element delays enemy movement. 1. Delays the element. 2. Forces the element to deviate from its route. 3. Prevents the element from reaching its destination. 4. Surprises the element's main body.

TASK: Counter Passage of Lines (5-OPFOR-0012)

CONDITION: Enemy forces are in defensive positions, but they are expected to attempt passage-of-lines operations. The opposing forces (OPFOR) received orders to disrupt enemy passage-of-lines operations.

STANDARD: The OPFOR element delays or prevents enemy passage of lines. 1. Delays the passage. 2. Prevents the company from moving all personnel through the stationary unit. 3. Engages the main body of either the moving or the stationary unit.

TASK: Attack (5-OPFOR-0001)

CONDITION: The opposing forces (OPFOR) element has located the enemy. The priority intelligence requirements (PIR) and the other intelligence requirements have been obtained by OPFOR patrols. The OPFOR element has automatic and antiarmor weapons and light mortars.

STANDARD: The OPFOR element attempts to seize the terrain, the vehicles, or the equipment. 1. Develops an attack plan. 2. Surprises the enemy unit's main body. 3. Initiates the attack using a scheme of maneuver that exploits the enemy's flanks, gaps, and weaknesses. 4. Uses covered and concealed routes to approach the enemy forces' flanks, gaps, or weakly held areas. 5. Employs indirect fire to support the attack. 6. Penetrates enemy defenses. 7. Destroys the equipment and the supplies. 8. Inflicts heavy casualties. 9. Isolates the combat service support (CSS) base by blocking the reinforcements. 10. Forces the enemy units to displace. 11. Avoids being fixed in one position. 12. Withdraws before the CSS base is reinforced with tactical combat forces.

TASK: Conduct Air Attacks (5-OPFOR-0002)

CONDITION: The opposing forces (OPFOR) element in the rear area has forwarded the positions of the enemy support sites or the locations of moving elements. The OPFOR aircraft have been dispatched to attack enemy installations or convoys.

STANDARD: The OPFOR element attempts to delay, disrupt, or damage the enemy targets by air. 1. Locates the target (support sites or convoys). 2. Makes attack runs on the designated targets. 3. Inflicts heavy damage to the selected target. 4. Sustains no loss of aircraft. 5. Delays moving the force for more than one hour.

TASK: Conduct Sniper Operations (5-OPFOR-0006)

CONDITION: The opposing forces (OPFOR) element has assigned snipers (regular or irregular elements) in the enemy's rear area along the main supply route (MSR) and near support sites.

STANDARD: The OPFOR element kills or wounds targets. 1. Sets up a well-concealed location. 2. Engages vehicle drivers or personnel on foot with short bursts of semiautomatic fire. 3. Kills or wounds selected targets. 4. Prevents the position from being discovered by enemy forces. 5. Evacuates the area without being spotted. 6. Reports all specified priority intelligence requirements (PIR) and other intelligence requirements to the OPFOR headquarters (HQ).

- ELEMENTS:** Company
 Company Headquarters
 Maintenance Section
 Horizontal Construction Platoon
 Embankment Squad
 Grading and Compact Squad
 Excavation Squad
 Two General Construction Platoons
 Six General Construction Squads

TASK: Move Tactically (07-3-C211.05-T01A)
 (FM 7-7) (FM 7-10) (FM 7-7J)
 (FM 7-8)

ITERATION: 1 2 3 4 5 M (Circle)

COMMANDER/LEADER ASSESSMENT: T P U (Circle)

CONDITIONS: The element is required to move cross-country mounted or dismounted. The threat may consist of up to a motorized rifle company. Some iterations of this task should be performed in MOPP4.

TASK STANDARDS: The element arrives at its destination without being surprised by the opposing forces (OPFOR). The platoon retains its ability to move. The time required to perform this task is increased when conducting it in mission-oriented protection posture (MOPP) 4.

TASK STEPS AND PERFORMANCE MEASURES	GO	NO-GO
<ul style="list-style-type: none"> * 1. The platoon leader assigns areas of responsibility (AORs) during the movement. <ul style="list-style-type: none"> a. Assigned all squads to an AOR. b. Directed squad leaders to assign individual AORs. c. Ensured that there was all-around coverage of the platoon, including air guard. * 2. The platoon leader designates a route for the movement. <ul style="list-style-type: none"> a. Ensured that there was concealment from ground, air, and space observation. b. Ensured that there was cover from the direct fire of known enemy positions. 3. The squads use a wedge formation during the movement. <ul style="list-style-type: none"> a. Formed one or two wedges, based on mission, enemy, terrain, troops, time available, and civilian considerations (METT-TC) factors. b. Closed the wedges during limited visibility so that visibility was maintained between individuals, teams, and squads. The rate of movement was maintained. c. Opened the wedges as obstructions to the movement and to diminish control. * 4. The platoon leader designates the movement technique to be used, based on METT-TC factors. <ul style="list-style-type: none"> a. Designated the traveling movement technique when enemy contact was not likely. b. Designated the traveling-overwatch movement technique when enemy contact was possible. c. Designated the bounding-overwatch movement technique when enemy contact was likely. 		

TASK STEPS AND PERFORMANCE MEASURES	GO	NO-GO
<p>5. The platoon performs the traveling movement technique.</p> <ol style="list-style-type: none"> a. Maintained fire teams about 20 meters apart when dismounted. b. Moved the squads on a column axis about 20 meters apart when dismounted. c. Moved in a column formation, staggered laterally, with 50 to 100 meters between vehicles when mounted. d. Reported obstacles, enemy contact, or danger areas to the platoon leader. <p>6. The platoon performs the traveling-overwatch movement technique. NOTE: (Dismounted) The lead squad uses the traveling-overwatch movement technique, and the trailing squads use the traveling movement technique.</p> <ol style="list-style-type: none"> a. Increased the distance between the lead squad and the platoon's main body by 50 to 100 meters. b. Conducted the movement (mounted) with the lead vehicle 100 to 400 meters in front of the rest of the platoon; other vehicles were 50 to 100 meters apart. c. Reported obstacles, enemy contact, or danger areas to the platoon leader. <p>7. The platoon performs the bounding-overwatch movement technique.</p> <ol style="list-style-type: none"> a. Conducted bounds that did not exceed visual overwatch. b. Conducted bounds that stayed within the maximum effective range of overwatching weapons. <p>8. The bounding squad moves.</p> <ol style="list-style-type: none"> a. Signaled to the platoon leader that it was beginning its movement. b. Used a covered and concealed route, when available, for its bound. c. Employed a point man or buddy team as far forward as visual contact with the rest of the squad allowed. d. Moved as quickly as possible while maintaining operations security (OPSEC). e. Moved so as not to mask the fires of the overwatching element. f. Established an overwatch position upon completion of its bound, to overwatch the succeeding bound. g. Informed the platoon leader that it had finished its bound and was ready to overwatch. h. Alerted the platoon leader and the overwatching element of any enemy detected, obstacles encountered, or danger areas. <p>9. The overwatch squad provides overwatch.</p> <ol style="list-style-type: none"> a. Occupied a position that allowed observation and fire to cover the bounding squad's movement to its next overwatch position. b. Oriented the weapons on likely enemy positions. c. Maintained continuous observation of the bounding squad, its route, and any terrain that could influence the route. d. Suppressed enemy units so that the bounding element was not fixed. e. Alerted the bounding squad and the platoon leader of any enemy that it detected. f. Prepared to bound when the bounding team assumed the overwatch position. <p>10. The platoon maintains security during the movement.</p> <ol style="list-style-type: none"> a. Maintained visual contact at a normal interval of 10 meters (the interval automatically expands and contracts based on terrain and visibility). b. Maintained noise and light discipline. 		

TASK STEPS AND PERFORMANCE MEASURES	GO	NO-GO
c. Observed sectors of fires so that no enemy could approach the platoon within 35 meters and no aircraft could attack the platoon without warning. *11. Leaders use control measures during the movement. a. Positioned themselves where they could control the movement. b. Positioned key weapons. c. Used visual signals and oral commands to control the movement. *12. The platoon leader controls the platoon's movements. a. Assessed the terrain continuously for potential danger areas. b. Used arm and hand signals once contact was made. c. Used visual and audio signals once contact was made. *13. The platoon leader knows the platoon's location at all times. a. Expressed the platoon's location as a six-digit coordinate or by using current operational graphics. b. Knew the location of all the platoon elements and the leading, flanking, and trailing company elements, and was accurate to plus or minus 100 meters.		

TASK PERFORMANCE / EVALUATION SUMMARY BLOCK							
ITERATION	1	2	3	4	5	M	TOTAL
TOTAL TASK STEPS EVALUATED							
TOTAL TASK STEPS "GO"							
TRAINING STATUS "GO"/"NO-GO"							

"*" indicates a leader task step.

SUPPORTING INDIVIDUAL TASKS: NONE

SUPPORTING COLLECTIVE TASKS: NONE

OPFOR TASKS AND STANDARDS

TASK: Disrupt a Route Reconnaissance (5-OPFOR-0021)

CONDITION: The enemy is conducting a route reconnaissance. The opposing forces (OPFOR) element is positioned along the enemy's route.

STANDARD: The OPFOR element attempts to disrupt a squad/section conducting a route reconnaissance. 1. Prevents the unit from meeting its specified time schedule. 2. Forces the unit to deviate from its specified route. 3. Prevents the unit from reaching its assigned destination. 4. Surprises the squad/section. 5. Inflicts casualties on the unit.

TASK: Conduct a Raid (5-OPFOR-0004)

CONDITION: The opposing forces (OPFOR) element has occupied an objective rally point and has orders to conduct a raid on a combat service support (CSS) base.

STANDARD: The OPFOR element infiltrates the enemy's base and destroys all of the targets. 1. Surprises the enemy forces. 2. Assaults the support base and accomplishes the assigned tasks. 3. Destroys the specified equipment and supplies. 4. Avoids being decisively engaged. 5. Withdraws all personnel from the objective areas within the time prescribed. 6. Obtains all priority intelligence requirements (PIR) from the raid site. 7. Sustains only light casualties from enemy fire.

TASK: Conduct an Aerial Reconnaissance (5-OPFOR-0010)

CONDITION: The opposing forces (OPFOR) headquarters (HQ) element requires intelligence on the locations and identification of the enemy elements. Aircraft is dispatched to take photographs and make a visual inspection of the enemy rear area.

STANDARD: The OPFOR element gathers photograph intelligence of the enemy. 1. Photographs the assigned sectors. 2. Makes quick visual checks where the ceiling is low. 3. Locates enemy positions in the area, particularly support and storage bases, and command and control (C2) facilities. 4. Sustains no loss of aircraft. 5. Reports priority intelligence requirements (PIR) and other information requirements to the OPFOR HQ.

TASK: Defeat Obstacles (5-OPFOR-0009)

CONDITION: The opposing forces (OPFOR) element encounters an obstacle that blocks the avenue of approach as it advances upon the enemy forces.

STANDARD: The OPFOR element bypasses or breaches the enemy obstacle. 1. Detects the obstacle before halting its main body. 2. Defeats the obstacle. a. Bypasses the obstacle without entering the engagement areas. b. Breaches the obstacle within 45 minutes and passes its entire force through the obstacle. 3. Does not incur degradation to the point that the mission must be discontinued.

TASK: Conduct an Attack (5-OPFOR-0008)

CONDITION: The enemy is conducting tactical operations. The opposing forces (OPFOR) element receives orders to attack the enemy, the area of occupation, or the main supply route (MSR) with smoke.

STANDARD: The OPFOR element disrupts the enemy's movement and smoke operations. 1. Determines the delivery method of the smoke attack. 2. Locates the target. 3. Delivers the smoke attack downwind. 4. Attacks the enemy with smoke, and surge attacks when the enemy responds to the smoke.

TASK: Disrupt Construction of Vehicle Fighting Positions (5-OPFOR-0020)

CONDITION: The opposing forces (OPFOR) element has located the enemy. The priority intelligence requirements (PIR) and other intelligence obtained by OPFOR patrols indicate the enemy is constructing vehicle fighting positions within its defensive area. The OPFOR element has automatic and antiarmor weapons and light mortars.

STANDARD: The OPFOR element attempts to disrupt the enemy's efforts to establish vehicle fighting positions. 1. Locates the defensive area. 2. Surprises the main body. 3. Penetrates the defensive area with squad-size probes. 4. Inflicts casualties on the unit. 5. Destroys vehicles. 6. Disrupts the unit's preparations (prevents or delays beyond the unit's allotted time).

TASK: Disrupt an Engineer Reconnaissance (5-OPFOR-0022)

CONDITION: The enemy is conducting an engineer reconnaissance. The opposing forces (OPFOR) element is positioned along the enemy's route.

STANDARD: The OPFOR element disrupts an engineer reconnaissance. 1. Prevents the unit from meeting its specified time schedule. 2. Forces the unit to deviate from its specified route. 3. Prevents the unit from accomplishing its assigned engineer reconnaissance. 4. Surprises the unit conducting the reconnaissance.

TASK: Conduct Terrorist and Saboteur Attacks (5-OPFOR-0005)

CONDITION: The opposing forces (OPFOR) element dispatches small teams into the enemy's rear area to disrupt combat service support (CSS) operations.

STANDARD: The enemy sustains disrupted command and control (C2), destroyed equipment and supplies, and light casualties. 1. Locates rear support bases and C2 facilities. 2. Delays and disrupts CSS operations through probes. 3. Infiltrates CSS bases to conduct sabotage and terrorist activities. 4. Inflicts light casualties. 5. Destroys supplies and equipment.

TASK: Defend a Minefield (5-OPFOR-0023)

CONDITION: The enemy is conducting a minefield sweeping operation. The opposing forces (OPFOR) element has a minefield placed in the enemy's path. The minefield is under constant observation and fire.

STANDARD: The OPFOR element defends a minefield against an enemy element conducting a minefield sweeping operation. 1. Prevents the unit from detecting the obstacle. 2. Disrupts the minefield sweeping operation. 3. Prevents the unit from conducting the minefield sweeping operation, prevents the unit from moving all personnel through the breach, or delays the completion of the minefield sweeping operation for more than 45 minutes.

TASK: Maintain Contact (5-OPFOR-0003)

CONDITION: The opposing forces (OPFOR) element is engaged with enemy base-defense forces. The enemy forces are withdrawing under pressure.

STANDARD: The OPFOR element maintains enemy contact while the enemy withdraws. 1. Engages the enemy forces decisively. 2. Advances the OPFOR as the enemy forces withdraw. 3. Inflicts heavy casualties. 4. Captures the members of the enemy force. 5. Captures documents and equipment. 6. Safeguards the captured documents, the equipment, and the personnel.

TASK: Conduct an Ambush (5-OPFOR-0007)

CONDITION: The enemy is moving in a convoy. The opposing forces (OPFOR) element is positioned along the enemy's route.

STANDARD: The OPFOR element inflicts casualties on the enemy and causes vehicle and equipment damage. 1. Prepares an ambush site before the element arrives. 2. Surprises march element forces. 3. Inflicts heavy casualties within the designated kill zone. 4. Inflicts heavy damage to the vehicles and the equipment within the designated kill zone. 5. Delays the march element from reaching a specified destination for a specified period of time. 6. Withdraws on order. 7. Sustains no casualties. 8. Reports actions to superiors.

TASK: Disrupt a Net Control Station (NCS) (5-OPFOR-0019)

CONDITION: The enemy has established a NCS. The opposing forces (OPFOR) element has radio and jamming equipment.

STANDARD: The OPFOR element attempts to disrupt an NCS. 1. Attempts to locate the radio frequency that the unit is operating on. 2. Attempts to enter the radio net. 3. Attempts to issue "bogus" orders to a unit on the net. 4. Jams the radio frequency and forces the unit to go to an alternate frequency.

TASK: Disrupt Defensive Preparations (5-OPFOR-0018)

CONDITION: The opposing forces (OPFOR) element has located the enemy. Priority intelligence requirements (PIR) and other intelligence requirements obtained by OPFOR patrols indicate that the enemy elements are establishing defensive positions. The OPFOR element has automatic and antiarmor weapons and light mortars.

STANDARD: The OPFOR element disrupts and delays the enemy's defensive preparations. 1. Locates and penetrates the enemy's security system. 2. Forces the enemy to delay defensive preparations. 3. Disrupts the enemy's obstacle preparations.

TASK: Disrupt Enemy Movement and Operations Using Tactical Nuclear Weapons (5-OPFOR-0016)

CONDITION: The opposing forces (OPFOR) element has located the enemy. Priority intelligence requirements (PIR) and other intelligence requirements have been obtained by OPFOR patrols. Tactical nuclear weapons are employed against key locations in the rear area.

STANDARD: The OPFOR element disrupts enemy movement and operations. 1. Disrupts or delays the movement of the enemy's equipment and supplies to the forward areas. 2. Destroys enemy equipment and supplies. 3. Inflicts a high rate of nuclear casualties among the enemy forces. 4. Denies the enemy the use of specified areas. 5. Contaminates the enemy's equipment and supplies.

TASK: Disrupt Quartering Party Operations (5-OPFOR-0017)

CONDITION: The enemy is conducting quartering party operations. It has established an assembly area (AA) but has not moved in the main body.

STANDARD: The opposing forces (OPFOR) element attempts to disrupt quartering party operations and infiltrate the enemy's AA. 1. Locates the quartering party and the AA. 2. Surprises the main body. 3. Penetrates the AA with squad-size probes. 4. Inflicts personnel casualties and vehicle damage. 5. Disrupts the unit's preparations (prevents or delays beyond the unit's allotted time).

TASK: Disrupt Enemy Movement and Operations Using Persistent and Nonpersistent Chemical Weapons (5-OPFOR-0015)

CONDITION: The opposing forces (OPFOR) element has located the enemy. Priority intelligence requirements (PIR) and other intelligence requirements have been obtained by OPFOR patrols. The OPFOR units deliver chemical agents, by means of conventional artillery weapons or aircraft, along selected supply routes and key bases in the rear area.

STANDARD: The OPFOR element disrupts enemy movement and operations using persistent and nonpersistent chemical weapons. 1. Delivers chemical agents in low and densely wooded areas. 2. Delays the movement of enemy supplies and equipment to the forward areas. 3. Restricts the movement of the enemy units in the rear area. 4. Channels the movement of enemy units into predesignated ambush areas. 5. Contaminates enemy supplies and equipment. 6. Inflicts a high rate of casualties on enemy forces.

TASK: Disrupt Assembly Area (AA) Activities (5-OPFOR-0013)

CONDITION: Intelligence reports indicate that platoon- and company-size enemy units are operating in the opposing forces (OPFOR) area of operations. Enemy units can defend from AAs with direct fire, antiarmor weapons, and indirect fire. The enemy has close air support (CAS) and nuclear, biological, and chemical (NBC) capabilities.

STANDARD: The OPFOR element locates and disrupts the enemy's AA activities. 1. Locates the element's AA. 2. Probes the AA with squad- or team-size elements. 3. Inflicts more than 5 percent casualties on the element. 4. Disrupts the element's preparations (prevents or delays beyond the element's allotted time).

TASK: Disrupt Movement (5-OPFOR-0014)

CONDITION: The enemy is expected to move through the opposing forces (OPFOR) element's area of operations. The OPFOR element has received an operation order (OPORD) or fragmentary order (FRAGO) to disrupt enemy movement. The enemy has the capability to defend with direct fire and antiarmor weapons.

STANDARD: The OPFOR element delays enemy movement. 1. Delays the element. 2. Forces the element to deviate from its route. 3. Prevents the element from reaching its destination. 4. Surprises the element's main body.

TASK: Counter Passage of Lines (5-OPFOR-0012)

CONDITION: Enemy forces are in defensive positions, but they are expected to attempt passage-of-lines operations. The opposing forces (OPFOR) received orders to disrupt enemy passage-of-lines operations.

STANDARD: The OPFOR element delays or prevents enemy passage of lines. 1. Delays the passage. 2. Prevents the company from moving all personnel through the stationary unit. 3. Engages the main body of either the moving or the stationary unit.

TASK: Attack (5-OPFOR-0001)

CONDITION: The opposing forces (OPFOR) element has located the enemy. The priority intelligence requirements (PIR) and the other intelligence requirements have been obtained by OPFOR patrols. The OPFOR element has automatic and antiarmor weapons and light mortars.

STANDARD: The OPFOR element attempts to seize the terrain, the vehicles, or the equipment. 1. Develops an attack plan. 2. Surprises the enemy unit's main body. 3. Initiates the attack using a scheme of maneuver that exploits the enemy's flanks, gaps, and weaknesses. 4. Uses covered and concealed routes to approach the enemy forces' flanks, gaps, or weakly held areas. 5. Employs indirect fire to support the attack. 6. Penetrates enemy defenses. 7. Destroys the equipment and the supplies. 8. Inflicts heavy casualties. 9. Isolates the combat service support (CSS) base by blocking the reinforcements. 10. Forces the enemy units to displace. 11. Avoids being fixed in one position. 12. Withdraws before the CSS base is reinforced with tactical combat forces.

TASK: Surrender to the Capturing Unit on the Battlefield (5-OPFOR-0024)

CONDITION: The enemy has captured opposing forces (OPFOR) element's soldiers, documents, and equipment sensitive to the OPFOR tactical operations.

STANDARD: The OPFOR soldiers retain or destroy documents and equipment. The OPFOR element surrenders the documents and the equipment of no tactical use to the enemy and attempts to conceal or destroy items of tactical value. The OPFOR element attempts escape and evasion. 1. Prevents the successful capture of the documents and the equipment. 2. Destroys the documents and the equipment. 3. Removes identifying markings from the equipment. 4. Removes unit-identifying insignia. 5. Provides misleading information. 6. Plans an escape. 7. Delays movement to the nearest collection point. 8. Prevents safeguarding of the enemy prisoners of war (EPWs) in order to cause embarrassment to the United States (US).

TASK: Conduct Air Attacks (5-OPFOR-0002)

CONDITION: The opposing forces (OPFOR) element in the rear area has forwarded the positions of the enemy support sites or the locations of moving elements. The OPFOR aircraft have been dispatched to attack enemy installations or convoys.

STANDARD: The OPFOR element attempts to delay, disrupt, or damage the enemy targets by air. 1. Locates the target (support sites or convoys). 2. Makes attack runs on the designated targets. 3. Inflicts heavy damage to the selected target. 4. Sustains no loss of aircraft. 5. Delays moving the force for more than one hour.

TASK: Conduct Sniper Operations (5-OPFOR-0006)

CONDITION: The opposing forces (OPFOR) element has assigned snipers (regular or irregular elements) in the enemy's rear area along the main supply route (MSR) and near support sites.

STANDARD: The OPFOR element kills or wounds targets. 1. Sets up a well-concealed location. 2. Engages vehicle drivers or personnel on foot with short bursts of semiautomatic fire. 3. Kills or wounds selected targets. 4. Prevents the position from being discovered by enemy forces. 5. Evacuates the area without being spotted. 6. Reports all specified priority intelligence requirements (PIR) and other intelligence requirements to the OPFOR headquarters (HQ).

ELEMENTS: Company
 Company Headquarters
 Maintenance Section
 Horizontal Construction Platoon
 Embankment Squad
 Grading and Compact Squad
 Excavation Squad
 Two General Construction Platoons
 Six General Construction Squads

TASK: Conduct a Radiological, Chemical, or Biological Reconnaissance or Survey (03-2-3008.05-T01A)
 (FM 3-19)

ITERATION: 1 2 3 4 5 M (Circle)
COMMANDER/LEADER ASSESSMENT: T P U (Circle)

CONDITIONS: The element is conducting operations in an area where nuclear, biological, and chemical (NBC) weapons have been initiated. The commander needs to determine the presence of (or information on) radiological, chemical, or biological hazards in the area of operational concern. Some iterations of this task should be performed in MOPP4.

TASK STANDARDS: The commander and operations section plan a reconnaissance or survey mission for the company's organic reconnaissance element. The plan is issued with two-thirds planning time remaining for the element. The plan must be detailed and feasible for the element to perform. If the situation and location permit, the commander supervises the preparation and execution. The time required to perform this task is increased when conducting it in mission-oriented protection posture (MOPP) 4.

TASK STEPS AND PERFORMANCE MEASURES	GO	NO-GO
<ul style="list-style-type: none"> * 1. The element leader receives and analyses the mission and identifies all unit tasks. * 2. The element leader issues a warning order as soon as possible to subordinate leaders. * 3. The element leader and the operations section make a tentative plan based on mission, enemy, terrain, troops, time available, and civilian considerations (METT-TC) factors. <ul style="list-style-type: none"> a. Planned reconnaissance or survey techniques, locations, turn-back dose rates (radiological missions), decontamination after the reconnaissance or survey, fire support, reporting procedures, logistical support, and leader and signal information. b. Coordinated for intelligence information, air or indirect fire support, and medical support and coordinated its plan with units in the area of operations if necessary. c. Drew, stocked, or coordinated petroleum, oils, and lubricants (POL); ammunition; MOPP gear; Classes II and VII support; and maintenance/recovery/Class IX support for the platoon. * 4. The element leader orders units to start movement, if necessary. * 5. The element leader reconnoiters the operations area and makes a map reconnaissance as a minimum. 		

TASK STEPS AND PERFORMANCE MEASURES	GO	NO-GO
<p>* 6. The element leader completes the plan and issues the operation order (OPORD) with two-thirds of the total planning time remaining for the platoon.</p> <p>* 7. The element leader supervises preparations of the reconnaissance or survey if the location of operations permits. Communications, supply, and maintenance sections assist the platoons with priority maintenance and resupply support.</p> <p>8. The element conducts a tactical road march or executes traveling movement to the reconnaissance or survey site. The reconnaissance or survey element--</p> <ul style="list-style-type: none"> a. Executed a mounted movement technique (traveling, traveling overwatch, or bounding overwatch) or reconnoitered dismounted, as the situation and or mission required. b. Detected and marked the contaminated area, ensuring that the marking signs were facing toward friendly areas. Detected uncontaminated areas and routes. Selected decontamination sites with a water source, cover and concealment, and the physical capacity to hold a site if required to perform reconnaissance for decontamination sites as a mission. c. Determined the limits of the contaminated area. Detected the types of chemical agents or specific levels and types of radiological contamination as required by the mission. <p>9. The headquarters (HQ), if prescribed by the mission, assists the reconnaissance or survey units' recovery operations.</p> <p>*10. The element leader or operations officer, if prescribed by the mission, debriefs returning reconnaissance or survey units and forwards acquired information to higher HQ in NBC 4 or NBC 5 format, if required.</p> <p>*11. The radiological element leaders record, collate, and submit individual and unit radiation exposure status (RES) readings to higher HQ.</p>		

TASK PERFORMANCE / EVALUATION SUMMARY BLOCK							
ITERATION	1	2	3	4	5	M	TOTAL
TOTAL TASK STEPS EVALUATED							
TOTAL TASK STEPS "GO"							
TRAINING STATUS "GO"/"NO-GO"							

"*" indicates a leader task step.

SUPPORTING INDIVIDUAL TASKS: NONE

SUPPORTING COLLECTIVE TASKS: NONE

OPFOR TASKS AND STANDARDS

TASK: Disrupt Assembly Area (AA) Activities (5-OPFOR-0013)

CONDITION: Intelligence reports indicate that platoon- and company-size enemy units are operating in the opposing forces (OPFOR) area of operations. Enemy units can defend from AAs with direct fire, antiarmor weapons, and indirect fire. The enemy has close air support (CAS) and nuclear, biological, and chemical (NBC) capabilities.

STANDARD: The OPFOR element locates and disrupts the enemy's AA activities. 1. Locates the element's AA. 2. Probes the AA with squad- or team-size elements. 3. Inflicts more than 5 percent casualties on the element. 4. Disrupts the element's preparations (prevents or delays beyond the element's allotted time).

TASK: Disrupt Defensive Preparations (5-OPFOR-0018)

CONDITION: The opposing forces (OPFOR) element has located the enemy. Priority intelligence requirements (PIR) and other intelligence requirements obtained by OPFOR patrols indicate that the enemy elements are establishing defensive positions. The OPFOR element has automatic and antiarmor weapons and light mortars.

STANDARD: The OPFOR element disrupts and delays the enemy's defensive preparations. 1. Locates and penetrates the enemy's security system. 2. Forces the enemy to delay defensive preparations. 3. Disrupts the enemy's obstacle preparations.

TASK: Disrupt Movement (5-OPFOR-0014)

CONDITION: The enemy is expected to move through the opposing forces (OPFOR) element's area of operations. The OPFOR element has received an operation order (OPORD) or fragmentary order (FRAGO) to disrupt enemy movement. The enemy has the capability to defend with direct fire and antiarmor weapons.

STANDARD: The OPFOR element delays enemy movement. 1. Delays the element. 2. Forces the element to deviate from its route. 3. Prevents the element from reaching its destination. 4. Surprises the element's main body.

TASK: Conduct Terrorist and Saboteur Attacks (5-OPFOR-0005)

CONDITION: The opposing forces (OPFOR) element dispatches small teams into the enemy's rear area to disrupt combat service support (CSS) operations.

STANDARD: The enemy sustains disrupted command and control (C2), destroyed equipment and supplies, and light casualties. 1. Locates rear support bases and C2 facilities. 2. Delays and disrupts CSS operations through probes. 3. Infiltrates CSS bases to conduct sabotage and terrorist activities. 4. Inflicts light casualties. 5. Destroys supplies and equipment.

TASK: Defeat Obstacles (5-OPFOR-0009)

CONDITION: The opposing forces (OPFOR) element encounters an obstacle that blocks the avenue of approach as it advances upon the enemy forces.

STANDARD: The OPFOR element bypasses or breaches the enemy obstacle. 1. Detects the obstacle before halting its main body. 2. Defeats the obstacle. a. Bypasses the obstacle without entering the engagement areas. b. Breaches the obstacle within 45 minutes and passes its entire force through the obstacle. 3. Does not incur degradation to the point that the mission must be discontinued.

TASK: Disrupt a Route Reconnaissance (5-OPFOR-0021)

CONDITION: The enemy is conducting a route reconnaissance. The opposing forces (OPFOR) element is positioned along the enemy's route.

STANDARD: The OPFOR element attempts to disrupt a squad/section conducting a route reconnaissance. 1. Prevents the unit from meeting its specified time schedule. 2. Forces the unit to deviate from its specified route. 3. Prevents the unit from reaching its assigned destination. 4. Surprises the squad/section. 5. Inflicts casualties on the unit.

TASK: Disrupt a Net Control Station (NCS) (5-OPFOR-0019)

CONDITION: The enemy has established a NCS. The opposing forces (OPFOR) element has radio and jamming equipment.

STANDARD: The OPFOR element attempts to disrupt an NCS. 1. Attempts to locate the radio frequency that the unit is operating on. 2. Attempts to enter the radio net. 3. Attempts to issue "bogus" orders to a unit on the net. 4. Jams the radio frequency and forces the unit to go to an alternate frequency.

TASK: Disrupt Construction of Vehicle Fighting Positions (5-OPFOR-0020)

CONDITION: The opposing forces (OPFOR) element has located the enemy. The priority intelligence requirements (PIR) and other intelligence obtained by OPFOR patrols indicate the enemy is constructing vehicle fighting positions within its defensive area. The OPFOR element has automatic and antiarmor weapons and light mortars.

STANDARD: The OPFOR element attempts to disrupt the enemy's efforts to establish vehicle fighting positions. 1. Locates the defensive area. 2. Surprises the main body. 3. Penetrates the defensive area with squad-size probes. 4. Inflicts casualties on the unit. 5. Destroys vehicles. 6. Disrupts the unit's preparations (prevents or delays beyond the unit's allotted time).

TASK: Conduct an Aerial Reconnaissance (5-OPFOR-0010)

CONDITION: The opposing forces (OPFOR) headquarters (HQ) element requires intelligence on the locations and identification of the enemy elements. Aircraft is dispatched to take photographs and make a visual inspection of the enemy rear area.

STANDARD: The OPFOR element gathers photograph intelligence of the enemy. 1. Photographs the assigned sectors. 2. Makes quick visual checks where the ceiling is low. 3. Locates enemy positions in the area, particularly support and storage bases, and command and control (C2) facilities. 4. Sustains no loss of aircraft. 5. Reports priority intelligence requirements (PIR) and other information requirements to the OPFOR HQ.

TASK: Disrupt an Engineer Reconnaissance (5-OPFOR-0022)

CONDITION: The enemy is conducting an engineer reconnaissance. The opposing forces (OPFOR) element is positioned along the enemy's route.

STANDARD: The OPFOR element disrupts an engineer reconnaissance. 1. Prevents the unit from meeting its specified time schedule. 2. Forces the unit to deviate from its specified route. 3. Prevents the unit from accomplishing its assigned engineer reconnaissance. 4. Surprises the unit conducting the reconnaissance.

TASK: Conduct an Attack (5-OPFOR-0008)

CONDITION: The enemy is conducting tactical operations. The opposing forces (OPFOR) element receives orders to attack the enemy, the area of occupation, or the main supply route (MSR) with smoke.

STANDARD: The OPFOR element disrupts the enemy's movement and smoke operations. 1. Determines the delivery method of the smoke attack. 2. Locates the target. 3. Delivers the smoke attack downwind. 4. Attacks the enemy with smoke, and surge attacks when the enemy responds to the smoke.

TASK: Disrupt Quarters Party Operations (5-OPFOR-0017)

CONDITION: The enemy is conducting quarters party operations. It has established an assembly area (AA) but has not moved in the main body.

STANDARD: The opposing forces (OPFOR) element attempts to disrupt quarters party operations and infiltrate the enemy's AA. 1. Locates the quarters party and the AA. 2. Surprises the main body. 3. Penetrates the AA with squad-size probes. 4. Inflicts personnel casualties and vehicle damage. 5. Disrupts the unit's preparations (prevents or delays beyond the unit's allotted time).

TASK: Disrupt Enemy Movement and Operations Using Tactical Nuclear Weapons (5-OPFOR-0016)

CONDITION: The opposing forces (OPFOR) element has located the enemy. Priority intelligence requirements (PIR) and other intelligence requirements have been obtained by OPFOR patrols. Tactical nuclear weapons are employed against key locations in the rear area.

STANDARD: The OPFOR element disrupts enemy movement and operations. 1. Disrupts or delays the movement of the enemy's equipment and supplies to the forward areas. 2. Destroys enemy equipment and supplies. 3. Inflicts a high rate of nuclear casualties among the enemy forces. 4. Denies the enemy the use of specified areas. 5. Contaminates the enemy's equipment and supplies.

TASK: Disrupt Enemy Movement and Operations Using Persistent and Nonpersistent Chemical Weapons (5-OPFOR-0015)

CONDITION: The opposing forces (OPFOR) element has located the enemy. Priority intelligence requirements (PIR) and other intelligence requirements have been obtained by OPFOR patrols. The OPFOR units deliver chemical agents, by means of conventional artillery weapons or aircraft, along selected supply routes and key bases in the rear area.

STANDARD: The OPFOR element disrupts enemy movement and operations using persistent and nonpersistent chemical weapons. 1. Delivers chemical agents in low and densely wooded areas. 2. Delays the movement of enemy supplies and equipment to the forward areas. 3. Restricts the movement of the enemy units in the rear area. 4. Channels the movement of enemy units into predesignated ambush areas. 5. Contaminates enemy supplies and equipment. 6. Inflicts a high rate of casualties on enemy forces.

TASK: Counter Passage of Lines (5-OPFOR-0012)

CONDITION: Enemy forces are in defensive positions, but they are expected to attempt passage-of-lines operations. The opposing forces (OPFOR) received orders to disrupt enemy passage-of-lines operations.

STANDARD: The OPFOR element delays or prevents enemy passage of lines. 1. Delays the passage. 2. Prevents the company from moving all personnel through the stationary unit. 3. Engages the main body of either the moving or the stationary unit.

TASK: Conduct Air Attacks (5-OPFOR-0002)

CONDITION: The opposing forces (OPFOR) element in the rear area has forwarded the positions of the enemy support sites or the locations of moving elements. The OPFOR aircraft have been dispatched to attack enemy installations or convoys.

STANDARD: The OPFOR element attempts to delay, disrupt, or damage the enemy targets by air. 1. Locates the target (support sites or convoys). 2. Makes attack runs on the designated targets. 3. Inflicts heavy damage to the selected target. 4. Sustains no loss of aircraft. 5. Delays moving the force for more than one hour.

TASK: Surrender to the Capturing Unit on the Battlefield (5-OPFOR-0024)

CONDITION: The enemy has captured opposing forces (OPFOR) element's soldiers, documents, and equipment sensitive to the OPFOR tactical operations.

STANDARD: The OPFOR soldiers retain or destroy documents and equipment. The OPFOR element surrenders the documents and the equipment of no tactical use to the enemy and attempts to conceal or destroy items of tactical value. The OPFOR element attempts escape and evasion. 1. Prevents the successful capture of the documents and the equipment. 2. Destroys the documents and the equipment. 3. Removes identifying markings from the equipment. 4. Removes unit-identifying insignia. 5. Provides misleading information. 6. Plans an escape. 7. Delays movement to the nearest collection point. 8. Prevents safeguarding of the enemy prisoners of war (EPWs) in order to cause embarrassment to the United States (US).

TASK: Conduct a Raid (5-OPFOR-0004)

CONDITION: The opposing forces (OPFOR) element has occupied an objective rally point and has orders to conduct a raid on a combat service support (CSS) base.

STANDARD: The OPFOR element infiltrates the enemy's base and destroys all of the targets. 1. Surprises the enemy forces. 2. Assaults the support base and accomplishes the assigned tasks. 3. Destroys the specified equipment and supplies. 4. Avoids being decisively engaged. 5. Withdraws all personnel from the objective areas within the time prescribed. 6. Obtains all priority intelligence requirements (PIR) from the raid site. 7. Sustains only light casualties from enemy fire.

TASK: Attack (5-OPFOR-0001)

CONDITION: The opposing forces (OPFOR) element has located the enemy. The priority intelligence requirements (PIR) and the other intelligence requirements have been obtained by OPFOR patrols. The OPFOR element has automatic and antiarmor weapons and light mortars.

STANDARD: The OPFOR element attempts to seize the terrain, the vehicles, or the equipment. 1. Develops an attack plan. 2. Surprises the enemy unit's main body. 3. Initiates the attack using a scheme of maneuver that exploits the enemy's flanks, gaps, and weaknesses. 4. Uses covered and concealed routes to approach the enemy forces' flanks, gaps, or weakly held areas. 5. Employs indirect fire to support the attack. 6. Penetrates enemy defenses. 7. Destroys the equipment and the supplies. 8. Inflicts heavy casualties. 9. Isolates the combat service support (CSS) base by blocking the reinforcements. 10. Forces the enemy units to displace. 11. Avoids being fixed in one position. 12. Withdraws before the CSS base is reinforced with tactical combat forces.

TASK: Conduct Sniper Operations (5-OPFOR-0006)

CONDITION: The opposing forces (OPFOR) element has assigned snipers (regular or irregular elements) in the enemy's rear area along the main supply route (MSR) and near support sites.

STANDARD: The OPFOR element kills or wounds targets. 1. Sets up a well-concealed location. 2. Engages vehicle drivers or personnel on foot with short bursts of semiautomatic fire. 3. Kills or wounds selected targets. 4. Prevents the position from being discovered by enemy forces. 5. Evacuates the area without being spotted. 6. Reports all specified priority intelligence requirements (PIR) and other intelligence requirements to the OPFOR headquarters (HQ).

TASK: Defend a Minefield (5-OPFOR-0023)

CONDITION: The enemy is conducting a minefield sweeping operation. The opposing forces (OPFOR) element has a minefield placed in the enemy's path. The minefield is under constant observation and fire.

STANDARD: The OPFOR element defends a minefield against an enemy element conducting a minefield sweeping operation. 1. Prevents the unit from detecting the obstacle. 2. Disrupts the minefield sweeping operation. 3. Prevents the unit from conducting the minefield sweeping operation, prevents the unit from moving all personnel through the breach, or delays the completion of the minefield sweeping operation for more than 45 minutes.

TASK: Conduct an Ambush (5-OPFOR-0007)

CONDITION: The enemy is moving in a convoy. The opposing forces (OPFOR) element is positioned along the enemy's route.

STANDARD: The OPFOR element inflicts casualties on the enemy and causes vehicle and equipment damage. 1. Prepares an ambush site before the element arrives. 2. Surprises march element forces. 3. Inflicts heavy casualties within the designated kill zone. 4. Inflicts heavy damage to the vehicles and the equipment within the designated kill zone. 5. Delays the march element from reaching a specified destination for a specified period of time. 6. Withdraws on order. 7. Sustains no casualties. 8. Reports actions to superiors.

TASK: Maintain Contact (5-OPFOR-0003)

CONDITION: The opposing forces (OPFOR) element is engaged with enemy base-defense forces. The enemy forces are withdrawing under pressure.

STANDARD: The OPFOR element maintains enemy contact while the enemy withdraws. 1. Engages the enemy forces decisively. 2. Advances the OPFOR as the enemy forces withdraw. 3. Inflicts heavy casualties. 4. Captures the members of the enemy force. 5. Captures documents and equipment. 6. Safeguards the captured documents, the equipment, and the personnel.

- ELEMENTS:** Company
 Company Headquarters
 Maintenance Section
 Horizontal Construction Platoon
 Embankment Squad
 Grading and Compact Squad
 Excavation Squad
 Two General Construction Platoons
 Six General Construction Squads

TASK: Conduct Thorough Decontamination Operations (03-2-C312.05-T01A)
 (FM 3-5) (FM 3-100) (FM 3-11)
 (FM 3-3) (FM 3-4)

ITERATION: 1M 2M 3M 4M 5M (Circle)

COMMANDER/LEADER ASSESSMENT: T P U (Circle)

CONDITIONS: A unit is contaminated with a persistent chemical agent during combat operations. Time is available to conduct reconstitution, to include thorough decontamination. A supporting smoke/decontamination (or decontamination) platoon is tasked to conduct the thorough decontamination mission. This task is always performed in MOPP4.

TASK STANDARDS: The smoke/decontamination platoon sets up the detailed equipment decontamination site and removes all contamination from the equipment and vehicles. The contaminated unit sets up the detailed troop decontamination (with technical advice from the decontamination platoon) and processes all personnel. Responsible units properly close the site and report the location to higher headquarters (HQ).

TASK STEPS AND PERFORMANCE MEASURES	GO	NO-GO
<p>* 1. The contaminated element leader determines the extent of the contamination and establishes decontamination priorities.</p> <ul style="list-style-type: none"> a. Received input from the staff and subordinate leaders. b. Established decontamination priorities. <p>2. The contaminated element submits a request for decontamination to higher HQ. The request should, as a minimum, include the--</p> <ul style="list-style-type: none"> a. Contaminated element's designation. b. Contaminated element's location. c. Contaminated element's frequency and call sign. d. Time the element became contaminated. e. Number of vehicles and equipment, by type, that were contaminated. f. Type of contamination. g. Earliest possible time the element could move or begin decontamination. h. Special requirements, such as a patient decontamination station, recovery assets, and a unit decontamination team. <p>3. The contaminated element higher HQ chemical staff coordinates with supporting elements.</p> <ul style="list-style-type: none"> a. Issued a warning order to the supporting chemical unit. b. Coordinated the contaminated element's movement to the linkup point and the decontamination site. c. Coordinated with supporting elements, such as medical, engineer, air defense, military police, smoke support. 		

TASK STEPS AND PERFORMANCE MEASURES	GO	NO-GO
<p>NOTE: The contaminated element is responsible for providing security for the decontamination site. Security support must be coordinated before arriving at the linkup point.</p> <p>4. The contaminated element, decontamination platoon, and other supporting elements arrive at the linkup point.</p> <p>* 5. The decontamination element leader briefs the site layout and procedures.</p> <p>6. The contaminated element conducts predecontamination site or staging area activities.</p> <ul style="list-style-type: none"> a. Segregated the contaminated vehicles and equipment from the uncontaminated ones, if possible. b. Crews, except drivers, dismounted vehicles, ensuring that they-- <ul style="list-style-type: none"> (1) Removed all equipment from the tops of the vehicles. (2) Did not reenter vehicles once they were exited (to prevent further contamination of the interior of the vehicles). c. Prepared vehicles and equipment for detailed equipment decontamination. <ul style="list-style-type: none"> (1) Removed all heavy mud and debris from vehicles using pioneer tools. (2) Removed and disposed of seat covers, canvas items, camouflage netting, and other materials that can absorb chemical contaminants. (3) Removed and disposed of nuclear, biological, and chemical (NBC) covers as contaminated waste. d. Moved contaminated personnel, vehicles, and equipment to the detailed troop and equipment decontamination lines. <p>7. Designated personnel set up and maintain communications within the decontamination site. They coordinate with the supported element for additional communications support.</p> <p>8. The decontamination element sets up detailed equipment decontamination site stations.</p> <ul style="list-style-type: none"> a. Station 1. Initial wash. b. Station 2. Decontamination solution #2 (DS2) application. c. Station 3. Wait or interior decontamination. d. Station 4. Rinse. e. Station 5. Check. <p>9. The contaminated element sets up detailed troop decontamination site stations.</p> <ul style="list-style-type: none"> a. Station 1. Individual gear decontamination. b. Station 2. Overboot and hood decontamination. c. Station 3. Overgarment removal. d. Station 4. Overboot and glove removal. e. Station 5. Monitor. f. Station 6. Mask removal. g. Station 7. Mask decontamination point. h. Station 8. Reissue point. <p>NOTE: The decontamination element leader must establish a route to move vehicle operators from Station 3 of the detailed equipment decontamination site to the detailed troop decontamination site.</p> <p>*10. The decontamination element leader, in conjunction with the leader or control cell from the contaminated element, supervises the overall thorough decontamination site operation.</p> <p>11. The decontamination element processes vehicles and equipment through the detailed equipment decontamination stations.</p>		

TASK STEPS AND PERFORMANCE MEASURES	GO	NO-GO
<p>a. The contaminated element provided guides to control vehicle traffic through the site.</p> <p>b. Drivers moved the vehicles and equipment through stations.</p> <p>c. The assistant drivers who had processed through the detailed troop decontamination stations replaced the primary drivers at Station 3, once the interior decontamination was completed.</p> <p>d. The primary drivers proceeded to the detailed troop decontamination site to process through stations.</p> <p>e. Soldiers from the detailed troop decontamination site reunited with the vehicles and equipment from the detailed equipment decontamination site and moved to the reconstitution area.</p> <p>12. The contaminated element processes personnel through the detailed troop decontamination stations.</p> <p>13. The decontamination element soldiers close the detailed equipment decontamination site.</p> <p>a. Station 1.</p> <p>(1) Decontaminated all equipment used at the station, to include the power-driven decontamination equipment [PDDE] hoses and nozzles.</p> <p>(2) Checked all equipment for contamination and decontaminated it again, if necessary.</p> <p>(3) Drained water from blivets or fabric tanks.</p> <p>(4) Loaded equipment onto vehicles.</p> <p>(5) Spread a can of supertropical bleach (STB) in each sump and covered the sumps.</p> <p>(6) Marked the sumps.</p> <p>b. Station 2 (for chemical/biological only).</p> <p>(1) Applied DS2 to PDDE, mops, handles, decontamination apparatus, and containers.</p> <p>(2) Discarded mop heads, brushes, and the station sign into Station 4's sump and then pulled the PDDE forward and washed the entire application point.</p> <p>(3) Loaded unused decontaminants onto vehicles.</p> <p>(4) Marked the area and moved all reusable equipment from Station 2 to Station 3.</p> <p>c. Station 3.</p> <p>(1) Inspected unused supplies for contamination; if uncontaminated, loaded onto vehicles.</p> <p>(2) Discarded contaminated supplies into Station 4's sump.</p> <p>d. Station 4.</p> <p>(1) Decontaminated all equipment used at the station, to include the PDDE hoses and nozzles.</p> <p>(2) Checked all equipment for contamination and decontaminated it again, if necessary.</p> <p>(3) Drained water from blivets or fabric tanks.</p> <p>(4) Loaded equipment onto vehicles.</p> <p>(5) Spread a can of STB in each sump and covered the sumps (after the residue from Station 5 was placed in the sump).</p> <p>(6) Marked the sumps.</p> <p>e. Station 5.</p> <p>(1) Decontaminated all equipment used at the station.</p> <p>(2) Loaded all the reusable equipment onto vehicles.</p> <p>(3) Discarded unusable items into Station 4's sump.</p>		

TASK STEPS AND PERFORMANCE MEASURES	GO	NO-GO
<p>14. The decontamination element moves to the troop decontamination site for decontamination.</p> <p>15. The station operators clean up the detailed troop decontamination site.</p> <ul style="list-style-type: none"> a. Placed all the used supplies from Station 7 into Station 7's sump. b. Moved all usable equipment and supplies from all stations to Station 1. c. Discarded unusable supplies from Stations 3, 4, and 5 into the sump at Station 1. d. Decontaminated all supplies and equipment collected at Station 1. e. Emptied and rinsed the decontaminant containers from Station 1 into the sump at that station. f. Marked the area. g. Removed the overgarments using the mission-oriented protection posture (MOPP) gear exchange technique. h. Disposed of the used overgarments into Station 1's sump. i. Moved all equipment used to fill the sump upwind of the decontamination area. j. Decontaminated rubber gloves and moved all equipment from Station 1 upwind of the decontamination area. Kept this equipment separate from equipment used to fill the sump. k. Spread a can of STB in each sump and covered the sumps. l. Marked the sumps. m. Submitted an NBC 4 report to higher HQ, defining the areas of contamination resulting from the decontamination operation. <p>16. The contaminated element conducts reconstitution activities.</p> <ul style="list-style-type: none"> a. Coordinated with supported battalions for assessment and recovery teams. b. Coordinated and requested maintenance support. c. Coordinated and requested medical support. d. Coordinated and established logistical support for resupply activities. 		

TASK PERFORMANCE / EVALUATION SUMMARY BLOCK							
ITERATION	1M	2M	3M	4M	5M		TOTAL
TOTAL TASK STEPS EVALUATED							
TOTAL TASK STEPS "GO"							
TRAINING STATUS "GO"/"NO-GO"							

"*" indicates a leader task step.

SUPPORTING INDIVIDUAL TASKS

Task Number	Task Title	References
031-503-1014	Identify Chemical Agents Using M8 Detector Paper	STP 21-1-SMCT
031-503-2001	Use M256 or M256A1 Chemical Agent Detector Kit	STP 21-24-SMCT
031-503-3010	Supervise Employment of Nuclear, Biological, or Chemical Markers	STP 21-24-SMCT

SUPPORTING COLLECTIVE TASKS: NONE

OPFOR TASKS AND STANDARDS

TASK: Disrupt Movement (5-OPFOR-0014)

CONDITION: The enemy is expected to move through the opposing forces (OPFOR) element's area of operations. The OPFOR element has received an operation order (OPORD) or fragmentary order (FRAGO) to disrupt enemy movement. The enemy has the capability to defend with direct fire and antiarmor weapons.

STANDARD: The OPFOR element delays enemy movement. 1. Delays the element. 2. Forces the element to deviate from its route. 3. Prevents the element from reaching its destination. 4. Surprises the element's main body.

TASK: Disrupt Defensive Preparations (5-OPFOR-0018)

CONDITION: The opposing forces (OPFOR) element has located the enemy. Priority intelligence requirements (PIR) and other intelligence requirements obtained by OPFOR patrols indicate that the enemy elements are establishing defensive positions. The OPFOR element has automatic and antiarmor weapons and light mortars.

STANDARD: The OPFOR element disrupts and delays the enemy's defensive preparations. 1. Locates and penetrates the enemy's security system. 2. Forces the enemy to delay defensive preparations. 3. Disrupts the enemy's obstacle preparations.

TASK: Disrupt Assembly Area (AA) Activities (5-OPFOR-0013)

CONDITION: Intelligence reports indicate that platoon- and company-size enemy units are operating in the opposing forces (OPFOR) area of operations. Enemy units can defend from AAs with direct fire, antiarmor weapons, and indirect fire. The enemy has close air support (CAS) and nuclear, biological, and chemical (NBC) capabilities.

STANDARD: The OPFOR element locates and disrupts the enemy's AA activities. 1. Locates the element's AA. 2. Probes the AA with squad- or team-size elements. 3. Inflicts more than 5 percent casualties on the element. 4. Disrupts the element's preparations (prevents or delays beyond the element's allotted time).

TASK: Defeat Obstacles (5-OPFOR-0009)

CONDITION: The opposing forces (OPFOR) element encounters an obstacle that blocks the avenue of approach as it advances upon the enemy forces.

STANDARD: The OPFOR element bypasses or breaches the enemy obstacle. 1. Detects the obstacle before halting its main body. 2. Defeats the obstacle. a. Bypasses the obstacle without entering the engagement areas. b. Breaches the obstacle within 45 minutes and passes its entire force through the obstacle. 3. Does not incur degradation to the point that the mission must be discontinued.

TASK: Conduct Terrorist and Saboteur Attacks (5-OPFOR-0005)

CONDITION: The opposing forces (OPFOR) element dispatches small teams into the enemy's rear area to disrupt combat service support (CSS) operations.

STANDARD: The enemy sustains disrupted command and control (C2), destroyed equipment and supplies, and light casualties. 1. Locates rear support bases and C2 facilities. 2. Delays and disrupts CSS operations through probes. 3. Infiltrates CSS bases to conduct sabotage and terrorist activities. 4. Inflicts light casualties. 5. Destroys supplies and equipment.

TASK: Disrupt a Route Reconnaissance (5-OPFOR-0021)

CONDITION: The enemy is conducting a route reconnaissance. The opposing forces (OPFOR) element is positioned along the enemy's route.

STANDARD: The OPFOR element attempts to disrupt a squad/section conducting a route reconnaissance. 1. Prevents the unit from meeting its specified time schedule. 2. Forces the unit to deviate from its specified route. 3. Prevents the unit from reaching its assigned destination. 4. Surprises the squad/section. 5. Inflicts casualties on the unit.

TASK: Disrupt a Net Control Station (NCS) (5-OPFOR-0019)

CONDITION: The enemy has established a NCS. The opposing forces (OPFOR) element has radio and jamming equipment.

STANDARD: The OPFOR element attempts to disrupt an NCS. 1. Attempts to locate the radio frequency that the unit is operating on. 2. Attempts to enter the radio net. 3. Attempts to issue "bogus" orders to a unit on the net. 4. Jams the radio frequency and forces the unit to go to an alternate frequency.

TASK: Disrupt Construction of Vehicle Fighting Positions (5-OPFOR-0020)

CONDITION: The opposing forces (OPFOR) element has located the enemy. The priority intelligence requirements (PIR) and other intelligence obtained by OPFOR patrols indicate the enemy is constructing vehicle fighting positions within its defensive area. The OPFOR element has automatic and antiarmor weapons and light mortars.

STANDARD: The OPFOR element attempts to disrupt the enemy's efforts to establish vehicle fighting positions. 1. Locates the defensive area. 2. Surprises the main body. 3. Penetrates the defensive area with squad-size probes. 4. Inflicts casualties on the unit. 5. Destroys vehicles. 6. Disrupts the unit's preparations (prevents or delays beyond the unit's allotted time).

TASK: Conduct an Aerial Reconnaissance (5-OPFOR-0010)

CONDITION: The opposing forces (OPFOR) headquarters (HQ) element requires intelligence on the locations and identification of the enemy elements. Aircraft is dispatched to take photographs and make a visual inspection of the enemy rear area.

STANDARD: The OPFOR element gathers photograph intelligence of the enemy. 1. Photographs the assigned sectors. 2. Makes quick visual checks where the ceiling is low. 3. Locates enemy positions in the area, particularly support and storage bases, and command and control (C2) facilities. 4. Sustains no loss of aircraft. 5. Reports priority intelligence requirements (PIR) and other information requirements to the OPFOR HQ.

TASK: Disrupt an Engineer Reconnaissance (5-OPFOR-0022)

CONDITION: The enemy is conducting an engineer reconnaissance. The opposing forces (OPFOR) element is positioned along the enemy's route.

STANDARD: The OPFOR element disrupts an engineer reconnaissance. 1. Prevents the unit from meeting its specified time schedule. 2. Forces the unit to deviate from its specified route. 3. Prevents the unit from accomplishing its assigned engineer reconnaissance. 4. Surprises the unit conducting the reconnaissance.

TASK: Conduct an Attack (5-OPFOR-0008)

CONDITION: The enemy is conducting tactical operations. The opposing forces (OPFOR) element receives orders to attack the enemy, the area of occupation, or the main supply route (MSR) with smoke.

STANDARD: The OPFOR element disrupts the enemy's movement and smoke operations. 1. Determines the delivery method of the smoke attack. 2. Locates the target. 3. Delivers the smoke attack downwind. 4. Attacks the enemy with smoke, and surge attacks when the enemy responds to the smoke.

TASK: Disrupt Quartering Party Operations (5-OPFOR-0017)

CONDITION: The enemy is conducting quartering party operations. It has established an assembly area (AA) but has not moved in the main body.

STANDARD: The opposing forces (OPFOR) element attempts to disrupt quartering party operations and infiltrate the enemy's AA. 1. Locates the quartering party and the AA. 2. Surprises the main body. 3. Penetrates the AA with squad-size probes. 4. Inflicts personnel casualties and vehicle damage. 5. Disrupts the unit's preparations (prevents or delays beyond the unit's allotted time).

TASK: Disrupt Enemy Movement and Operations Using Tactical Nuclear Weapons (5-OPFOR-0016)

CONDITION: The opposing forces (OPFOR) element has located the enemy. Priority intelligence requirements (PIR) and other intelligence requirements have been obtained by OPFOR patrols. Tactical nuclear weapons are employed against key locations in the rear area.

STANDARD: The OPFOR element disrupts enemy movement and operations. 1. Disrupts or delays the movement of the enemy's equipment and supplies to the forward areas. 2. Destroys enemy equipment and supplies. 3. Inflicts a high rate of nuclear casualties among the enemy forces. 4. Denies the enemy the use of specified areas. 5. Contaminates the enemy's equipment and supplies.

TASK: Disrupt Enemy Movement and Operations Using Persistent and Nonpersistent Chemical Weapons (5-OPFOR-0015)

CONDITION: The opposing forces (OPFOR) element has located the enemy. Priority intelligence requirements (PIR) and other intelligence requirements have been obtained by OPFOR patrols. The OPFOR units deliver chemical agents, by means of conventional artillery weapons or aircraft, along selected supply routes and key bases in the rear area.

STANDARD: The OPFOR element disrupts enemy movement and operations using persistent and nonpersistent chemical weapons. 1. Delivers chemical agents in low and densely wooded areas. 2. Delays the movement of enemy supplies and equipment to the forward areas. 3. Restricts the movement of the enemy units in the rear area. 4. Channels the movement of enemy units into predesignated ambush areas. 5. Contaminates enemy supplies and equipment. 6. Inflicts a high rate of casualties on enemy forces.

TASK: Counter Passage of Lines (5-OPFOR-0012)

CONDITION: Enemy forces are in defensive positions, but they are expected to attempt passage-of-lines operations. The opposing forces (OPFOR) received orders to disrupt enemy passage-of-lines operations.

STANDARD: The OPFOR element delays or prevents enemy passage of lines. 1. Delays the passage. 2. Prevents the company from moving all personnel through the stationary unit. 3. Engages the main body of either the moving or the stationary unit.

TASK: Conduct Air Attacks (5-OPFOR-0002)

CONDITION: The opposing forces (OPFOR) element in the rear area has forwarded the positions of the enemy support sites or the locations of moving elements. The OPFOR aircraft have been dispatched to attack enemy installations or convoys.

STANDARD: The OPFOR element attempts to delay, disrupt, or damage the enemy targets by air. 1. Locates the target (support sites or convoys). 2. Makes attack runs on the designated targets. 3. Inflicts heavy damage to the selected target. 4. Sustains no loss of aircraft. 5. Delays moving the force for more than one hour.

TASK: Surrender to the Capturing Unit on the Battlefield (5-OPFOR-0024)

CONDITION: The enemy has captured opposing forces (OPFOR) element's soldiers, documents, and equipment sensitive to the OPFOR tactical operations.

STANDARD: The OPFOR soldiers retain or destroy documents and equipment. The OPFOR element surrenders the documents and the equipment of no tactical use to the enemy and attempts to conceal or destroy items of tactical value. The OPFOR element attempts escape and evasion. 1. Prevents the successful capture of the documents and the equipment. 2. Destroys the documents and the equipment. 3. Removes identifying markings from the equipment. 4. Removes unit-identifying insignia. 5. Provides misleading information. 6. Plans an escape. 7. Delays movement to the nearest collection point. 8. Prevents safeguarding of the enemy prisoners of war (EPWs) in order to cause embarrassment to the United States (US).

TASK: Conduct a Raid (5-OPFOR-0004)

CONDITION: The opposing forces (OPFOR) element has occupied an objective rally point and has orders to conduct a raid on a combat service support (CSS) base.

STANDARD: The OPFOR element infiltrates the enemy's base and destroys all of the targets. 1. Surprises the enemy forces. 2. Assaults the support base and accomplishes the assigned tasks. 3. Destroys the specified equipment and supplies. 4. Avoids being decisively engaged. 5. Withdraws all personnel from the objective areas within the time prescribed. 6. Obtains all priority intelligence requirements (PIR) from the raid site. 7. Sustains only light casualties from enemy fire.

TASK: Attack (5-OPFOR-0001)

CONDITION: The opposing forces (OPFOR) element has located the enemy. The priority intelligence requirements (PIR) and the other intelligence requirements have been obtained by OPFOR patrols. The OPFOR element has automatic and antiarmor weapons and light mortars.

STANDARD: The OPFOR element attempts to seize the terrain, the vehicles, or the equipment. 1. Develops an attack plan. 2. Surprises the enemy unit's main body. 3. Initiates the attack using a scheme of maneuver that exploits the enemy's flanks, gaps, and weaknesses. 4. Uses covered and concealed routes to approach the enemy forces' flanks, gaps, or weakly held areas. 5. Employs indirect fire to support the attack. 6. Penetrates enemy defenses. 7. Destroys the equipment and the supplies. 8. Inflicts heavy casualties. 9. Isolates the combat service support (CSS) base by blocking the reinforcements. 10. Forces the enemy units to displace. 11. Avoids being fixed in one position. 12. Withdraws before the CSS base is reinforced with tactical combat forces.

TASK: Conduct Sniper Operations (5-OPFOR-0006)

CONDITION: The opposing forces (OPFOR) element has assigned snipers (regular or irregular elements) in the enemy's rear area along the main supply route (MSR) and near support sites.

STANDARD: The OPFOR element kills or wounds targets. 1. Sets up a well-concealed location. 2. Engages vehicle drivers or personnel on foot with short bursts of semiautomatic fire. 3. Kills or wounds selected targets. 4. Prevents the position from being discovered by enemy forces. 5. Evacuates the area without being spotted. 6. Reports all specified priority intelligence requirements (PIR) and other intelligence requirements to the OPFOR headquarters (HQ).

TASK: Defend a Minefield (5-OPFOR-0023)

CONDITION: The enemy is conducting a minefield sweeping operation. The opposing forces (OPFOR) element has a minefield placed in the enemy's path. The minefield is under constant observation and fire.

STANDARD: The OPFOR element defends a minefield against an enemy element conducting a minefield sweeping operation. 1. Prevents the unit from detecting the obstacle. 2. Disrupts the minefield sweeping operation. 3. Prevents the unit from conducting the minefield sweeping operation, prevents the unit from moving all personnel through the breach, or delays the completion of the minefield sweeping operation for more than 45 minutes.

TASK: Conduct an Ambush (5-OPFOR-0007)

CONDITION: The enemy is moving in a convoy. The opposing forces (OPFOR) element is positioned along the enemy's route.

STANDARD: The OPFOR element inflicts casualties on the enemy and causes vehicle and equipment damage. 1. Prepares an ambush site before the element arrives. 2. Surprises march element forces. 3. Inflicts heavy casualties within the designated kill zone. 4. Inflicts heavy damage to the vehicles and the equipment within the designated kill zone. 5. Delays the march element from reaching a specified destination for a specified period of time. 6. Withdraws on order. 7. Sustains no casualties. 8. Reports actions to superiors.

TASK: Maintain Contact (5-OPFOR-0003)

CONDITION: The opposing forces (OPFOR) element is engaged with enemy base-defense forces. The enemy forces are withdrawing under pressure.

STANDARD: The OPFOR element maintains enemy contact while the enemy withdraws. 1. Engages the enemy forces decisively. 2. Advances the OPFOR as the enemy forces withdraw. 3. Inflicts heavy casualties. 4. Captures the members of the enemy force. 5. Captures documents and equipment. 6. Safeguards the captured documents, the equipment, and the personnel.

- ELEMENTS:** Company
 Company Headquarters
 Maintenance Section
 Horizontal Construction Platoon
 Embankment Squad
 Grading and Compact Squad
 Excavation Squad
 Two General Construction Platoons
 Six General Construction Squads

TASK: Prepare for Operations under Nuclear, Biological, and Chemical (NBC) Conditions (03-3-C201.05-T01A)
 (FM 3-100) (FM 3-11) (FM 3-3)
 (FM 3-4)

ITERATION: 1 2 3 4 5 M (Circle)
COMMANDER/LEADER ASSESSMENT: T P U (Circle)

CONDITIONS: Higher headquarters (HQ) informs the unit that opposing forces (OPFOR) are conducting NBC warfare in the area. NBC equipment has been issued. Soldiers carry protective masks with their load-carrying equipment (LCE), having mission-oriented protection posture (MOPP) gear readily available (within the work area). Some iterations of this task should be performed in MOPP4.

TASK STANDARDS: The unit uses collective protection or takes measures to limit the effects of NBC attacks and/or contamination and continues the mission. The time required to perform this task is increased when conducting it in mission-oriented protection posture (MOPP) 4.

TASK STEPS AND PERFORMANCE MEASURES	GO	NO-GO
<p>* 1. The element leader checks accountability and serviceability of NBC defense equipment.</p> <ul style="list-style-type: none"> a. Ensured that NBC detection equipment was issued to trained operators. b. Ensured that NBC detection equipment was employed and operating within 15 minutes. c. Identified equipment shortages. d. Took action to obtain replacement equipment. <p>2. The element assumes MOPP levels as directed by higher HQ or as the NBC situation dictates and is prepared to operate at the time specified in the operation order (OPORD).</p> <ul style="list-style-type: none"> a. Donned masks and hoods within 15 seconds. b. Assumed MOPP 4 within 8 minutes. <p>3. Soldiers take actions to protect themselves against an NBC attack.</p> <ul style="list-style-type: none"> a. Set up and used collective-protective shelters (if available). b. Prepared protective shelters, such as foxholes with overhead cover. <p>* 4. The element leader adjusts the MOPP level using MOPP analysis.</p> <ul style="list-style-type: none"> a. Received and analyzed the enemy NBC threat capability. Took the following into consideration: <ul style="list-style-type: none"> (1) Was the unit targeted or could it be targeted? (2) Did the enemy have the capability to deliver chemical or nuclear weapons? (3) When or where could the enemy most likely deliver the chemical or nuclear weapons? 		

TASK STEPS AND PERFORMANCE MEASURES	GO	NO-GO
b. Collected and analyzed weather data. Took the following into consideration: <ul style="list-style-type: none"> (1) Was it day or night? (2) What were the current weather conditions (see chemical downwind message [CDM] or weather report)? (3) What were weather conditions two, four, and six hours in the future (see CDM or weather report)? c. Analyzed the element's status and mission. Took the following into consideration: <ul style="list-style-type: none"> (1) What was the mission? (2) What was the work rate? (3) How long did the work take? (4) What were the training and physical levels of the unit? (5) How long did it take to warn all the soldiers of an NBC attack? 		

TASK PERFORMANCE / EVALUATION SUMMARY BLOCK							
ITERATION	1	2	3	4	5	M	TOTAL
TOTAL TASK STEPS EVALUATED							
TOTAL TASK STEPS "GO"							
TRAINING STATUS "GO"/"NO-GO"							

"*" indicates a leader task step.

SUPPORTING INDIVIDUAL TASKS

Task Number	Task Title	References
031-503-3008	Implement Mission-Oriented Protective Posture	STP 21-24-SMCT

SUPPORTING COLLECTIVE TASKS: NONE

OPFOR TASKS AND STANDARDS

TASK: Disrupt Defensive Preparations (5-OPFOR-0018)

CONDITION: The opposing forces (OPFOR) element has located the enemy. Priority intelligence requirements (PIR) and other intelligence requirements obtained by OPFOR patrols indicate that the enemy elements are establishing defensive positions. The OPFOR element has automatic and antiarmor weapons and light mortars.

STANDARD: The OPFOR element disrupts and delays the enemy's defensive preparations. 1. Locates and penetrates the enemy's security system. 2. Forces the enemy to delay defensive preparations. 3. Disrupts the enemy's obstacle preparations.

TASK: Disrupt Movement (5-OPFOR-0014)

CONDITION: The enemy is expected to move through the opposing forces (OPFOR) element's area of operations. The OPFOR element has received an operation order (OPORD) or fragmentary order (FRAGO) to disrupt enemy movement. The enemy has the capability to defend with direct fire and antiarmor weapons.

STANDARD: The OPFOR element delays enemy movement. 1. Delays the element. 2. Forces the element to deviate from its route. 3. Prevents the element from reaching its destination. 4. Surprises the element's main body.

TASK: Disrupt Assembly Area (AA) Activities (5-OPFOR-0013)

CONDITION: Intelligence reports indicate that platoon- and company-size enemy units are operating in the opposing forces (OPFOR) area of operations. Enemy units can defend from AAs with direct fire, antiarmor weapons, and indirect fire. The enemy has close air support (CAS) and nuclear, biological, and chemical (NBC) capabilities.

STANDARD: The OPFOR element locates and disrupts the enemy's AA activities. 1. Locates the element's AA. 2. Probes the AA with squad- or team-size elements. 3. Inflicts more than 5 percent casualties on the element. 4. Disrupts the element's preparations (prevents or delays beyond the element's allotted time).

TASK: Defeat Obstacles (5-OPFOR-0009)

CONDITION: The opposing forces (OPFOR) element encounters an obstacle that blocks the avenue of approach as it advances upon the enemy forces.

STANDARD: The OPFOR element bypasses or breaches the enemy obstacle. 1. Detects the obstacle before halting its main body. 2. Defeats the obstacle. a. Bypasses the obstacle without entering the engagement areas. b. Breaches the obstacle within 45 minutes and passes its entire force through the obstacle. 3. Does not incur degradation to the point that the mission must be discontinued.

TASK: Disrupt a Route Reconnaissance (5-OPFOR-0021)

CONDITION: The enemy is conducting a route reconnaissance. The opposing forces (OPFOR) element is positioned along the enemy's route.

STANDARD: The OPFOR element attempts to disrupt a squad/section conducting a route reconnaissance. 1. Prevents the unit from meeting its specified time schedule. 2. Forces the unit to deviate from its specified route. 3. Prevents the unit from reaching its assigned destination. 4. Surprises the squad/section. 5. Inflicts casualties on the unit.

TASK: Conduct Terrorist and Saboteur Attacks (5-OPFOR-0005)

CONDITION: The opposing forces (OPFOR) element dispatches small teams into the enemy's rear area to disrupt combat service support (CSS) operations.

STANDARD: The enemy sustains disrupted command and control (C2), destroyed equipment and supplies, and light casualties. 1. Locates rear support bases and C2 facilities. 2. Delays and disrupts CSS operations through probes. 3. Infiltrates CSS bases to conduct sabotage and terrorist activities. 4. Inflicts light casualties. 5. Destroys supplies and equipment.

TASK: Disrupt a Net Control Station (NCS) (5-OPFOR-0019)

CONDITION: The enemy has established a NCS. The opposing forces (OPFOR) element has radio and jamming equipment.

STANDARD: The OPFOR element attempts to disrupt an NCS. 1. Attempts to locate the radio frequency that the unit is operating on. 2. Attempts to enter the radio net. 3. Attempts to issue "bogus" orders to a unit on the net. 4. Jams the radio frequency and forces the unit to go to an alternate frequency.

TASK: Disrupt Construction of Vehicle Fighting Positions (5-OPFOR-0020)

CONDITION: The opposing forces (OPFOR) element has located the enemy. The priority intelligence requirements (PIR) and other intelligence obtained by OPFOR patrols indicate the enemy is constructing vehicle fighting positions within its defensive area. The OPFOR element has automatic and antiarmor weapons and light mortars.

STANDARD: The OPFOR element attempts to disrupt the enemy's efforts to establish vehicle fighting positions. 1. Locates the defensive area. 2. Surprises the main body. 3. Penetrates the defensive area with squad-size probes. 4. Inflicts casualties on the unit. 5. Destroys vehicles. 6. Disrupts the unit's preparations (prevents or delays beyond the unit's allotted time).

TASK: Conduct an Aerial Reconnaissance (5-OPFOR-0010)

CONDITION: The opposing forces (OPFOR) headquarters (HQ) element requires intelligence on the locations and identification of the enemy elements. Aircraft is dispatched to take photographs and make a visual inspection of the enemy rear area.

STANDARD: The OPFOR element gathers photograph intelligence of the enemy. 1. Photographs the assigned sectors. 2. Makes quick visual checks where the ceiling is low. 3. Locates enemy positions in the area, particularly support and storage bases, and command and control (C2) facilities. 4. Sustains no loss of aircraft. 5. Reports priority intelligence requirements (PIR) and other information requirements to the OPFOR HQ.

TASK: Disrupt an Engineer Reconnaissance (5-OPFOR-0022)

CONDITION: The enemy is conducting an engineer reconnaissance. The opposing forces (OPFOR) element is positioned along the enemy's route.

STANDARD: The OPFOR element disrupts an engineer reconnaissance. 1. Prevents the unit from meeting its specified time schedule. 2. Forces the unit to deviate from its specified route. 3. Prevents the unit from accomplishing its assigned engineer reconnaissance. 4. Surprises the unit conducting the reconnaissance.

TASK: Conduct an Attack (5-OPFOR-0008)

CONDITION: The enemy is conducting tactical operations. The opposing forces (OPFOR) element receives orders to attack the enemy, the area of occupation, or the main supply route (MSR) with smoke.

STANDARD: The OPFOR element disrupts the enemy's movement and smoke operations. 1. Determines the delivery method of the smoke attack. 2. Locates the target. 3. Delivers the smoke attack downwind. 4. Attacks the enemy with smoke, and surge attacks when the enemy responds to the smoke.

TASK: Disrupt Quartering Party Operations (5-OPFOR-0017)

CONDITION: The enemy is conducting quartering party operations. It has established an assembly area (AA) but has not moved in the main body.

STANDARD: The opposing forces (OPFOR) element attempts to disrupt quartering party operations and infiltrate the enemy's AA. 1. Locates the quartering party and the AA. 2. Surprises the main body. 3. Penetrates the AA with squad-size probes. 4. Inflicts personnel casualties and vehicle damage. 5. Disrupts the unit's preparations (prevents or delays beyond the unit's allotted time).

TASK: Disrupt Enemy Movement and Operations Using Tactical Nuclear Weapons (5-OPFOR-0016)

CONDITION: The opposing forces (OPFOR) element has located the enemy. Priority intelligence requirements (PIR) and other intelligence requirements have been obtained by OPFOR patrols. Tactical nuclear weapons are employed against key locations in the rear area.

STANDARD: The OPFOR element disrupts enemy movement and operations. 1. Disrupts or delays the movement of the enemy's equipment and supplies to the forward areas. 2. Destroys enemy equipment and supplies. 3. Inflicts a high rate of nuclear casualties among the enemy forces. 4. Denies the enemy the use of specified areas. 5. Contaminates the enemy's equipment and supplies.

TASK: Disrupt Enemy Movement and Operations Using Persistent and Nonpersistent Chemical Weapons (5-OPFOR-0015)

CONDITION: The opposing forces (OPFOR) element has located the enemy. Priority intelligence requirements (PIR) and other intelligence requirements have been obtained by OPFOR patrols. The OPFOR units deliver chemical agents, by means of conventional artillery weapons or aircraft, along selected supply routes and key bases in the rear area.

STANDARD: The OPFOR element disrupts enemy movement and operations using persistent and nonpersistent chemical weapons. 1. Delivers chemical agents in low and densely wooded areas. 2. Delays the movement of enemy supplies and equipment to the forward areas. 3. Restricts the movement of the enemy units in the rear area. 4. Channels the movement of enemy units into predesignated ambush areas. 5. Contaminates enemy supplies and equipment. 6. Inflicts a high rate of casualties on enemy forces.

TASK: Counter Passage of Lines (5-OPFOR-0012)

CONDITION: Enemy forces are in defensive positions, but they are expected to attempt passage-of-lines operations. The opposing forces (OPFOR) received orders to disrupt enemy passage-of-lines operations.

STANDARD: The OPFOR element delays or prevents enemy passage of lines. 1. Delays the passage. 2. Prevents the company from moving all personnel through the stationary unit. 3. Engages the main body of either the moving or the stationary unit.

TASK: Conduct Air Attacks (5-OPFOR-0002)

CONDITION: The opposing forces (OPFOR) element in the rear area has forwarded the positions of the enemy support sites or the locations of moving elements. The OPFOR aircraft have been dispatched to attack enemy installations or convoys.

STANDARD: The OPFOR element attempts to delay, disrupt, or damage the enemy targets by air. 1. Locates the target (support sites or convoys). 2. Makes attack runs on the designated targets. 3. Inflicts heavy damage to the selected target. 4. Sustains no loss of aircraft. 5. Delays moving the force for more than one hour.

TASK: Surrender to the Capturing Unit on the Battlefield (5-OPFOR-0024)

CONDITION: The enemy has captured opposing forces (OPFOR) element's soldiers, documents, and equipment sensitive to the OPFOR tactical operations.

STANDARD: The OPFOR soldiers retain or destroy documents and equipment. The OPFOR element surrenders the documents and the equipment of no tactical use to the enemy and attempts to conceal or destroy items of tactical value. The OPFOR element attempts escape and evasion. 1. Prevents the successful capture of the documents and the equipment. 2. Destroys the documents and the equipment. 3. Removes identifying markings from the equipment. 4. Removes unit-identifying insignia. 5. Provides misleading information. 6. Plans an escape. 7. Delays movement to the nearest collection point. 8. Prevents safeguarding of the enemy prisoners of war (EPWs) in order to cause embarrassment to the United States (US).

TASK: Conduct a Raid (5-OPFOR-0004)

CONDITION: The opposing forces (OPFOR) element has occupied an objective rally point and has orders to conduct a raid on a combat service support (CSS) base.

STANDARD: The OPFOR element infiltrates the enemy's base and destroys all of the targets. 1. Surprises the enemy forces. 2. Assaults the support base and accomplishes the assigned tasks. 3. Destroys the specified equipment and supplies. 4. Avoids being decisively engaged. 5. Withdraws all personnel from the objective areas within the time prescribed. 6. Obtains all priority intelligence requirements (PIR) from the raid site. 7. Sustains only light casualties from enemy fire.

TASK: Attack (5-OPFOR-0001)

CONDITION: The opposing forces (OPFOR) element has located the enemy. The priority intelligence requirements (PIR) and the other intelligence requirements have been obtained by OPFOR patrols. The OPFOR element has automatic and antiarmor weapons and light mortars.

STANDARD: The OPFOR element attempts to seize the terrain, the vehicles, or the equipment. 1. Develops an attack plan. 2. Surprises the enemy unit's main body. 3. Initiates the attack using a scheme of maneuver that exploits the enemy's flanks, gaps, and weaknesses. 4. Uses covered and concealed routes to approach the enemy forces' flanks, gaps, or weakly held areas. 5. Employs indirect fire to support the attack. 6. Penetrates enemy defenses. 7. Destroys the equipment and the supplies. 8. Inflicts heavy casualties. 9. Isolates the combat service support (CSS) base by blocking the reinforcements. 10. Forces the enemy units to displace. 11. Avoids being fixed in one position. 12. Withdraws before the CSS base is reinforced with tactical combat forces.

TASK: Conduct Sniper Operations (5-OPFOR-0006)

CONDITION: The opposing forces (OPFOR) element has assigned snipers (regular or irregular elements) in the enemy's rear area along the main supply route (MSR) and near support sites.

STANDARD: The OPFOR element kills or wounds targets. 1. Sets up a well-concealed location. 2. Engages vehicle drivers or personnel on foot with short bursts of semiautomatic fire. 3. Kills or wounds selected targets. 4. Prevents the position from being discovered by enemy forces. 5. Evacuates the area without being spotted. 6. Reports all specified priority intelligence requirements (PIR) and other intelligence requirements to the OPFOR headquarters (HQ).

TASK: Defend a Minefield (5-OPFOR-0023)

CONDITION: The enemy is conducting a minefield sweeping operation. The opposing forces (OPFOR) element has a minefield placed in the enemy's path. The minefield is under constant observation and fire.

STANDARD: The OPFOR element defends a minefield against an enemy element conducting a minefield sweeping operation. 1. Prevents the unit from detecting the obstacle. 2. Disrupts the minefield sweeping operation. 3. Prevents the unit from conducting the minefield sweeping operation, prevents the unit from moving all personnel through the breach, or delays the completion of the minefield sweeping operation for more than 45 minutes.

TASK: Conduct an Ambush (5-OPFOR-0007)

CONDITION: The enemy is moving in a convoy. The opposing forces (OPFOR) element is positioned along the enemy's route.

STANDARD: The OPFOR element inflicts casualties on the enemy and causes vehicle and equipment damage. 1. Prepares an ambush site before the element arrives. 2. Surprises march element forces. 3. Inflicts heavy casualties within the designated kill zone. 4. Inflicts heavy damage to the vehicles and the equipment within the designated kill zone. 5. Delays the march element from reaching a specified destination for a specified period of time. 6. Withdraws on order. 7. Sustains no casualties. 8. Reports actions to superiors.

TASK: Maintain Contact (5-OPFOR-0003)

CONDITION: The opposing forces (OPFOR) element is engaged with enemy base-defense forces. The enemy forces are withdrawing under pressure.

STANDARD: The OPFOR element maintains enemy contact while the enemy withdraws. 1. Engages the enemy forces decisively. 2. Advances the OPFOR as the enemy forces withdraw. 3. Inflicts heavy casualties. 4. Captures the members of the enemy force. 5. Captures documents and equipment. 6. Safeguards the captured documents, the equipment, and the personnel.

- ELEMENTS:** Company
 Company Headquarters
 Maintenance Section
 Horizontal Construction Platoon
 Embankment Squad
 Grading and Compact Squad
 Excavation Squad
 Two General Construction Platoons
 Six General Construction Squads

TASK: Prepare for a Chemical Attack (03-3-C202.05-T01A)
 (FM 3-100) (FM 3-11) (FM 3-4)

ITERATION: 1 2 3 4 5 M (Circle)
COMMANDER/LEADER ASSESSMENT: T P U (Circle)

CONDITIONS: Opposing forces (OPFOR) are conducting chemical warfare or intelligence indicates its use is imminent. Higher headquarters (HQ) directs implementation of actions to minimize casualties and limit contamination. Some iterations of this task should be performed in MOPP4.

TASK STANDARDS: Unit personnel assume mission-oriented protection posture (MOPP) 4 within 8 minutes and complete preparation efforts before the attack or its effects reach their location. The unit protects its personnel, equipment, food, and water and continues its mission. The time required to perform this task is increased when conducting it in mission-oriented protection posture (MOPP) 4.

TASK STEPS AND PERFORMANCE MEASURES	GO	NO-GO
<p>* 1. The element leader issues a warning order.</p> <p>2. Element personnel start defensive preparations for a chemical attack.</p> <ul style="list-style-type: none"> a. Assumed MOPP 4 within 8 minutes after notification. b. Attached M9 detector paper to their right arms, left wrists, either their right or left ankles, and the vehicles. c. Conducted MOPP field sanitation procedures. d. Emplaced chemical-agent alarms upwind of their position. <p>3. Element personnel prepare fighting positions or shelters.</p> <ul style="list-style-type: none"> a. Used existing, natural, or man-made facilities (such as caves, ditches, culverts, and tunnels) as fighting positions and shelters. b. Dug fighting positions and bunkers with overhead cover. <p>NOTE: Fighting positions should have overhead cover consisting of a minimum of 18 inches of soil, if time permits.</p> <p>* 4. The noncommissioned officers (NCOs) check personnel and fighting positions.</p> <ul style="list-style-type: none"> a. Ensured that personnel were at MOPP 4. b. Ensured that individual and element fighting positions were hardened with sandbags and overhead cover. <p>* 5. The element leader takes additional actions consistent with the tactical situation by increasing, decreasing, or modifying the MOPP level as appropriate.</p>		

TASK PERFORMANCE / EVALUATION SUMMARY BLOCK							
ITERATION	1	2	3	4	5	M	TOTAL
TOTAL TASK STEPS EVALUATED							
TOTAL TASK STEPS "GO"							
TRAINING STATUS "GO"/"NO-GO"							

"**" indicates a leader task step.

SUPPORTING INDIVIDUAL TASKS

Task Number	Task Title	References
031-503-3008	Implement Mission-Oriented Protective Posture	STP 21-24-SMCT

SUPPORTING COLLECTIVE TASKS: NONE

OPFOR TASKS AND STANDARDS

TASK: Defend a Minefield (5-OPFOR-0023)

CONDITION: The enemy is conducting a minefield sweeping operation. The opposing forces (OPFOR) element has a minefield placed in the enemy's path. The minefield is under constant observation and fire.

STANDARD: The OPFOR element defends a minefield against an enemy element conducting a minefield sweeping operation. 1. Prevents the unit from detecting the obstacle. 2. Disrupts the minefield sweeping operation. 3. Prevents the unit from conducting the minefield sweeping operation, prevents the unit from moving all personnel through the breach, or delays the completion of the minefield sweeping operation for more than 45 minutes.

TASK: Disrupt Movement (5-OPFOR-0014)

CONDITION: The enemy is expected to move through the opposing forces (OPFOR) element's area of operations. The OPFOR element has received an operation order (OPORD) or fragmentary order (FRAGO) to disrupt enemy movement. The enemy has the capability to defend with direct fire and antiarmor weapons.

STANDARD: The OPFOR element delays enemy movement. 1. Delays the element. 2. Forces the element to deviate from its route. 3. Prevents the element from reaching its destination. 4. Surprises the element's main body.

TASK: Surrender to the Capturing Unit on the Battlefield (5-OPFOR-0024)

CONDITION: The enemy has captured opposing forces (OPFOR) element's soldiers, documents, and equipment sensitive to the OPFOR tactical operations.

STANDARD: The OPFOR soldiers retain or destroy documents and equipment. The OPFOR element surrenders the documents and the equipment of no tactical use to the enemy and attempts to conceal or destroy items of tactical value. The OPFOR element attempts escape and evasion. 1. Prevents the successful capture of the documents and the equipment. 2. Destroys the documents and the equipment. 3. Removes identifying markings from the equipment. 4. Removes unit-identifying insignia. 5. Provides misleading information. 6. Plans an escape. 7. Delays movement to the nearest collection point. 8. Prevents safeguarding of the enemy prisoners of war (EPWs) in order to cause embarrassment to the United States (US).

TASK: Disrupt Defensive Preparations (5-OPFOR-0018)

CONDITION: The opposing forces (OPFOR) element has located the enemy. Priority intelligence requirements (PIR) and other intelligence requirements obtained by OPFOR patrols indicate that the enemy elements are establishing defensive positions. The OPFOR element has automatic and antiarmor weapons and light mortars.

STANDARD: The OPFOR element disrupts and delays the enemy's defensive preparations. 1. Locates and penetrates the enemy's security system. 2. Forces the enemy to delay defensive preparations. 3. Disrupts the enemy's obstacle preparations.

TASK: Defeat Obstacles (5-OPFOR-0009)

CONDITION: The opposing forces (OPFOR) element encounters an obstacle that blocks the avenue of approach as it advances upon the enemy forces.

STANDARD: The OPFOR element bypasses or breaches the enemy obstacle. 1. Detects the obstacle before halting its main body. 2. Defeats the obstacle. a. Bypasses the obstacle without entering the engagement areas. b. Breaches the obstacle within 45 minutes and passes its entire force through the obstacle. 3. Does not incur degradation to the point that the mission must be discontinued.

TASK: Disrupt Assembly Area (AA) Activities (5-OPFOR-0013)

CONDITION: Intelligence reports indicate that platoon- and company-size enemy units are operating in the opposing forces (OPFOR) area of operations. Enemy units can defend from AAs with direct fire, antiarmor weapons, and indirect fire. The enemy has close air support (CAS) and nuclear, biological, and chemical (NBC) capabilities.

STANDARD: The OPFOR element locates and disrupts the enemy's AA activities. 1. Locates the element's AA. 2. Probes the AA with squad- or team-size elements. 3. Inflicts more than 5 percent casualties on the element. 4. Disrupts the element's preparations (prevents or delays beyond the element's allotted time).

TASK: Disrupt a Route Reconnaissance (5-OPFOR-0021)

CONDITION: The enemy is conducting a route reconnaissance. The opposing forces (OPFOR) element is positioned along the enemy's route.

STANDARD: The OPFOR element attempts to disrupt a squad/section conducting a route reconnaissance. 1. Prevents the unit from meeting its specified time schedule. 2. Forces the unit to deviate from its specified route. 3. Prevents the unit from reaching its assigned destination. 4. Surprises the squad/section. 5. Inflicts casualties on the unit.

TASK: Conduct Terrorist and Saboteur Attacks (5-OPFOR-0005)

CONDITION: The opposing forces (OPFOR) element dispatches small teams into the enemy's rear area to disrupt combat service support (CSS) operations.

STANDARD: The enemy sustains disrupted command and control (C2), destroyed equipment and supplies, and light casualties. 1. Locates rear support bases and C2 facilities. 2. Delays and disrupts CSS operations through probes. 3. Infiltrates CSS bases to conduct sabotage and terrorist activities. 4. Inflicts light casualties. 5. Destroys supplies and equipment.

TASK: Disrupt a Net Control Station (NCS) (5-OPFOR-0019)

CONDITION: The enemy has established a NCS. The opposing forces (OPFOR) element has radio and jamming equipment.

STANDARD: The OPFOR element attempts to disrupt an NCS. 1. Attempts to locate the radio frequency that the unit is operating on. 2. Attempts to enter the radio net. 3. Attempts to issue "bogus" orders to a unit on the net. 4. Jams the radio frequency and forces the unit to go to an alternate frequency.

TASK: Disrupt Construction of Vehicle Fighting Positions (5-OPFOR-0020)

CONDITION: The opposing forces (OPFOR) element has located the enemy. The priority intelligence requirements (PIR) and other intelligence obtained by OPFOR patrols indicate the enemy is constructing vehicle fighting positions within its defensive area. The OPFOR element has automatic and antiarmor weapons and light mortars.

STANDARD: The OPFOR element attempts to disrupt the enemy's efforts to establish vehicle fighting positions. 1. Locates the defensive area. 2. Surprises the main body. 3. Penetrates the defensive area with squad-size probes. 4. Inflicts casualties on the unit. 5. Destroys vehicles. 6. Disrupts the unit's preparations (prevents or delays beyond the unit's allotted time).

TASK: Conduct an Aerial Reconnaissance (5-OPFOR-0010)

CONDITION: The opposing forces (OPFOR) headquarters (HQ) element requires intelligence on the locations and identification of the enemy elements. Aircraft is dispatched to take photographs and make a visual inspection of the enemy rear area.

STANDARD: The OPFOR element gathers photograph intelligence of the enemy. 1. Photographs the assigned sectors. 2. Makes quick visual checks where the ceiling is low. 3. Locates enemy positions in the area, particularly support and storage bases, and command and control (C2) facilities. 4. Sustains no loss of aircraft. 5. Reports priority intelligence requirements (PIR) and other information requirements to the OPFOR HQ.

TASK: Disrupt an Engineer Reconnaissance (5-OPFOR-0022)

CONDITION: The enemy is conducting an engineer reconnaissance. The opposing forces (OPFOR) element is positioned along the enemy's route.

STANDARD: The OPFOR element disrupts an engineer reconnaissance. 1. Prevents the unit from meeting its specified time schedule. 2. Forces the unit to deviate from its specified route. 3. Prevents the unit from accomplishing its assigned engineer reconnaissance. 4. Surprises the unit conducting the reconnaissance.

TASK: Conduct an Attack (5-OPFOR-0008)

CONDITION: The enemy is conducting tactical operations. The opposing forces (OPFOR) element receives orders to attack the enemy, the area of occupation, or the main supply route (MSR) with smoke.

STANDARD: The OPFOR element disrupts the enemy's movement and smoke operations. 1. Determines the delivery method of the smoke attack. 2. Locates the target. 3. Delivers the smoke attack downwind. 4. Attacks the enemy with smoke, and surge attacks when the enemy responds to the smoke.

TASK: Disrupt Quarters Party Operations (5-OPFOR-0017)

CONDITION: The enemy is conducting quarters party operations. It has established an assembly area (AA) but has not moved in the main body.

STANDARD: The opposing forces (OPFOR) element attempts to disrupt quarters party operations and infiltrate the enemy's AA. 1. Locates the quarters party and the AA. 2. Surprises the main body. 3. Penetrates the AA with squad-size probes. 4. Inflicts personnel casualties and vehicle damage. 5. Disrupts the unit's preparations (prevents or delays beyond the unit's allotted time).

TASK: Disrupt Enemy Movement and Operations Using Tactical Nuclear Weapons (5-OPFOR-0016)

CONDITION: The opposing forces (OPFOR) element has located the enemy. Priority intelligence requirements (PIR) and other intelligence requirements have been obtained by OPFOR patrols. Tactical nuclear weapons are employed against key locations in the rear area.

STANDARD: The OPFOR element disrupts enemy movement and operations. 1. Disrupts or delays the movement of the enemy's equipment and supplies to the forward areas. 2. Destroys enemy equipment and supplies. 3. Inflicts a high rate of nuclear casualties among the enemy forces. 4. Denies the enemy the use of specified areas. 5. Contaminates the enemy's equipment and supplies.

TASK: Disrupt Enemy Movement and Operations Using Persistent and Nonpersistent Chemical Weapons (5-OPFOR-0015)

CONDITION: The opposing forces (OPFOR) element has located the enemy. Priority intelligence requirements (PIR) and other intelligence requirements have been obtained by OPFOR patrols. The OPFOR units deliver chemical agents, by means of conventional artillery weapons or aircraft, along selected supply routes and key bases in the rear area.

STANDARD: The OPFOR element disrupts enemy movement and operations using persistent and nonpersistent chemical weapons. 1. Delivers chemical agents in low and densely wooded areas. 2. Delays the movement of enemy supplies and equipment to the forward areas. 3. Restricts the movement of the enemy units in the rear area. 4. Channels the movement of enemy units into predesignated ambush areas. 5. Contaminates enemy supplies and equipment. 6. Inflicts a high rate of casualties on enemy forces.

TASK: Counter Passage of Lines (5-OPFOR-0012)

CONDITION: Enemy forces are in defensive positions, but they are expected to attempt passage-of-lines operations. The opposing forces (OPFOR) received orders to disrupt enemy passage-of-lines operations.

STANDARD: The OPFOR element delays or prevents enemy passage of lines. 1. Delays the passage. 2. Prevents the company from moving all personnel through the stationary unit. 3. Engages the main body of either the moving or the stationary unit.

TASK: Conduct Air Attacks (5-OPFOR-0002)

CONDITION: The opposing forces (OPFOR) element in the rear area has forwarded the positions of the enemy support sites or the locations of moving elements. The OPFOR aircraft have been dispatched to attack enemy installations or convoys.

STANDARD: The OPFOR element attempts to delay, disrupt, or damage the enemy targets by air. 1. Locates the target (support sites or convoys). 2. Makes attack runs on the designated targets. 3. Inflicts heavy damage to the selected target. 4. Sustains no loss of aircraft. 5. Delays moving the force for more than one hour.

TASK: Conduct a Raid (5-OPFOR-0004)

CONDITION: The opposing forces (OPFOR) element has occupied an objective rally point and has orders to conduct a raid on a combat service support (CSS) base.

STANDARD: The OPFOR element infiltrates the enemy's base and destroys all of the targets. 1. Surprises the enemy forces. 2. Assaults the support base and accomplishes the assigned tasks. 3. Destroys the specified equipment and supplies. 4. Avoids being decisively engaged. 5. Withdraws all personnel from the objective areas within the time prescribed. 6. Obtains all priority intelligence requirements (PIR) from the raid site. 7. Sustains only light casualties from enemy fire.

TASK: Attack (5-OPFOR-0001)

CONDITION: The opposing forces (OPFOR) element has located the enemy. The priority intelligence requirements (PIR) and the other intelligence requirements have been obtained by OPFOR patrols. The OPFOR element has automatic and antiarmor weapons and light mortars.

STANDARD: The OPFOR element attempts to seize the terrain, the vehicles, or the equipment. 1. Develops an attack plan. 2. Surprises the enemy unit's main body. 3. Initiates the attack using a scheme of maneuver that exploits the enemy's flanks, gaps, and weaknesses. 4. Uses covered and concealed routes to approach the enemy forces' flanks, gaps, or weakly held areas. 5. Employs indirect fire to support the attack. 6. Penetrates enemy defenses. 7. Destroys the equipment and the supplies. 8. Inflicts heavy casualties. 9. Isolates the combat service support (CSS) base by blocking the reinforcements. 10. Forces the enemy units to displace. 11. Avoids being fixed in one position. 12. Withdraws before the CSS base is reinforced with tactical combat forces.

TASK: Conduct Sniper Operations (5-OPFOR-0006)

CONDITION: The opposing forces (OPFOR) element has assigned snipers (regular or irregular elements) in the enemy's rear area along the main supply route (MSR) and near support sites.

STANDARD: The OPFOR element kills or wounds targets. 1. Sets up a well-concealed location. 2. Engages vehicle drivers or personnel on foot with short bursts of semiautomatic fire. 3. Kills or wounds selected targets. 4. Prevents the position from being discovered by enemy forces. 5. Evacuates the area without being spotted. 6. Reports all specified priority intelligence requirements (PIR) and other intelligence requirements to the OPFOR headquarters (HQ).

TASK: Maintain Contact (5-OPFOR-0003)

CONDITION: The opposing forces (OPFOR) element is engaged with enemy base-defense forces. The enemy forces are withdrawing under pressure.

STANDARD: The OPFOR element maintains enemy contact while the enemy withdraws. 1. Engages the enemy forces decisively. 2. Advances the OPFOR as the enemy forces withdraw. 3. Inflicts heavy casualties. 4. Captures the members of the enemy force. 5. Captures documents and equipment. 6. Safeguards the captured documents, the equipment, and the personnel.

TASK: Conduct an Ambush (5-OPFOR-0007)

CONDITION: The enemy is moving in a convoy. The opposing forces (OPFOR) element is positioned along the enemy's route.

STANDARD: The OPFOR element inflicts casualties on the enemy and causes vehicle and equipment damage. 1. Prepares an ambush site before the element arrives. 2. Surprises march element forces. 3. Inflicts heavy casualties within the designated kill zone. 4. Inflicts heavy damage to the vehicles and the equipment within the designated kill zone. 5. Delays the march element from reaching a specified destination for a specified period of time. 6. Withdraws on order. 7. Sustains no casualties. 8. Reports actions to superiors.

- ELEMENTS:** Company
 Company Headquarters
 Maintenance Section
 Horizontal Construction Platoon
 Embankment Squad
 Grading and Compact Squad
 Excavation Squad
 Two General Construction Platoons
 Six General Construction Squads

TASK: Respond to a Chemical Attack (03-3-C203.05-T01A)
 (FM 3-4) (FM 3-100) (FM 3-11)
 (FM 3-3) (FM 3-5)

ITERATION: 1M 2M 3M 4M 5M (Circle)

COMMANDER/LEADER ASSESSMENT: T P U (Circle)

CONDITIONS: The unit is deployed in mission-oriented protection posture (MOPP) 2. Intelligence indicates that opposing forces (OPFOR) have initiated chemical warfare. The automatic alarm sounds or the detector paper changes color, causing the unit to react. This task is always performed in MOPP4.

TASK STANDARDS: The soldiers sound the alarm (vocal or nonvocal), immediately assume MOPP 4, and use available shelter to prevent further exposure to contamination. The unit reacts to the chemical alarm within 9 seconds.

TASK STEPS AND PERFORMANCE MEASURES	GO	NO-GO
<p>* 1. Element leaders ensure that soldiers react to the sound of the chemical-agent alarm or recognize the indicators for a chemical or biological attack.</p> <ul style="list-style-type: none"> a. Gave the alarm (vocal or nonvocal). b. Ensured that soldiers put on their protective masks within 9 seconds. c. Assumed MOPP 4 as soon as possible. d. Sought additional shelter, if available. e. Administered a nerve-agent antidote (buddy aid) to other soldiers with symptoms of nerve-agent poisoning (if applicable). f. Administered nerve-agent antidotes to selves (if applicable). g. Checked soldiers to ensure that protective measures were followed. <p>2. Soldiers take additional protective measures.</p> <ul style="list-style-type: none"> a. Protected exposed equipment and supplies. b. Monitored the area by testing it with detector kits. c. Used prevention procedures, such as marking contaminated areas. <p>3. Soldiers conduct immediate decontamination.</p> <ul style="list-style-type: none"> a. Conducted skin decontamination. b. Wiped down personal equipment with M291 or M280 decontamination kits. c. Conducted operator's spray-down of equipment. <p>* 4. Element leaders initiate unmasking procedures and report to higher headquarters (HQ).</p> <ul style="list-style-type: none"> a. Ensured that casualties were provided with medical care. b. Reported casualties. c. Submitted a nuclear, biological, and chemical (NBC) 1 report to higher HQ immediately. d. Continued the mission or requested movement to an alternate location. 		

TASK PERFORMANCE / EVALUATION SUMMARY BLOCK							
ITERATION	1M	2M	3M	4M	5M		TOTAL
TOTAL TASK STEPS EVALUATED							
TOTAL TASK STEPS "GO"							
TRAINING STATUS "GO"/"NO-GO"							

"*" indicates a leader task step.

SUPPORTING INDIVIDUAL TASKS

Task Number	Task Title	References
081-831-1000	Evaluate a Casualty	STP 21-1-SMCT
081-831-1030	Administer Nerve Agent Antidote to Self (Self-Aid)	STP 21-1-SMCT
081-831-1031	Administer First Aid to a Nerve Agent Casualty (Buddy-Aid)	STP 21-1-SMCT

SUPPORTING COLLECTIVE TASKS: NONE

OPFOR TASKS AND STANDARDS

TASK: Defend a Minefield (5-OPFOR-0023)

CONDITION: The enemy is conducting a minefield sweeping operation. The opposing forces (OPFOR) element has a minefield placed in the enemy's path. The minefield is under constant observation and fire.

STANDARD: The OPFOR element defends a minefield against an enemy element conducting a minefield sweeping operation. 1. Prevents the unit from detecting the obstacle. 2. Disrupts the minefield sweeping operation. 3. Prevents the unit from conducting the minefield sweeping operation, prevents the unit from moving all personnel through the breach, or delays the completion of the minefield sweeping operation for more than 45 minutes.

TASK: Disrupt Movement (5-OPFOR-0014)

CONDITION: The enemy is expected to move through the opposing forces (OPFOR) element's area of operations. The OPFOR element has received an operation order (OPORD) or fragmentary order (FRAGO) to disrupt enemy movement. The enemy has the capability to defend with direct fire and antiarmor weapons.

STANDARD: The OPFOR element delays enemy movement. 1. Delays the element. 2. Forces the element to deviate from its route. 3. Prevents the element from reaching its destination. 4. Surprises the element's main body.

TASK: Disrupt Defensive Preparations (5-OPFOR-0018)

CONDITION: The opposing forces (OPFOR) element has located the enemy. Priority intelligence requirements (PIR) and other intelligence requirements obtained by OPFOR patrols indicate that the enemy elements are establishing defensive positions. The OPFOR element has automatic and antiarmor weapons and light mortars.

STANDARD: The OPFOR element disrupts and delays the enemy's defensive preparations. 1. Locates and penetrates the enemy's security system. 2. Forces the enemy to delay defensive preparations. 3. Disrupts the enemy's obstacle preparations.

TASK: Surrender to the Capturing Unit on the Battlefield (5-OPFOR-0024)

CONDITION: The enemy has captured opposing forces (OPFOR) element's soldiers, documents, and equipment sensitive to the OPFOR tactical operations.

STANDARD: The OPFOR soldiers retain or destroy documents and equipment. The OPFOR element surrenders the documents and the equipment of no tactical use to the enemy and attempts to conceal or destroy items of tactical value. The OPFOR element attempts escape and evasion. 1. Prevents the successful capture of the documents and the equipment. 2. Destroys the documents and the equipment. 3. Removes identifying markings from the equipment. 4. Removes unit-identifying insignia. 5. Provides misleading information. 6. Plans an escape. 7. Delays movement to the nearest collection point. 8. Prevents safeguarding of the enemy prisoners of war (EPWs) in order to cause embarrassment to the United States (US).

TASK: Defeat Obstacles (5-OPFOR-0009)

CONDITION: The opposing forces (OPFOR) element encounters an obstacle that blocks the avenue of approach as it advances upon the enemy forces.

STANDARD: The OPFOR element bypasses or breaches the enemy obstacle. 1. Detects the obstacle before halting its main body. 2. Defeats the obstacle. a. Bypasses the obstacle without entering the engagement areas. b. Breaches the obstacle within 45 minutes and passes its entire force through the obstacle. 3. Does not incur degradation to the point that the mission must be discontinued.

TASK: Disrupt Assembly Area (AA) Activities (5-OPFOR-0013)

CONDITION: Intelligence reports indicate that platoon- and company-size enemy units are operating in the opposing forces (OPFOR) area of operations. Enemy units can defend from AAs with direct fire, antiarmor weapons, and indirect fire. The enemy has close air support (CAS) and nuclear, biological, and chemical (NBC) capabilities.

STANDARD: The OPFOR element locates and disrupts the enemy's AA activities. 1. Locates the element's AA. 2. Probes the AA with squad- or team-size elements. 3. Inflicts more than 5 percent casualties on the element. 4. Disrupts the element's preparations (prevents or delays beyond the element's allotted time).

TASK: Disrupt a Route Reconnaissance (5-OPFOR-0021)

CONDITION: The enemy is conducting a route reconnaissance. The opposing forces (OPFOR) element is positioned along the enemy's route.

STANDARD: The OPFOR element attempts to disrupt a squad/section conducting a route reconnaissance. 1. Prevents the unit from meeting its specified time schedule. 2. Forces the unit to deviate from its specified route. 3. Prevents the unit from reaching its assigned destination. 4. Surprises the squad/section. 5. Inflicts casualties on the unit.

TASK: Conduct Terrorist and Saboteur Attacks (5-OPFOR-0005)

CONDITION: The opposing forces (OPFOR) element dispatches small teams into the enemy's rear area to disrupt combat service support (CSS) operations.

STANDARD: The enemy sustains disrupted command and control (C2), destroyed equipment and supplies, and light casualties. 1. Locates rear support bases and C2 facilities. 2. Delays and disrupts CSS operations through probes. 3. Infiltrates CSS bases to conduct sabotage and terrorist activities. 4. Inflicts light casualties. 5. Destroys supplies and equipment.

TASK: Disrupt a Net Control Station (NCS) (5-OPFOR-0019)

CONDITION: The enemy has established a NCS. The opposing forces (OPFOR) element has radio and jamming equipment.

STANDARD: The OPFOR element attempts to disrupt an NCS. 1. Attempts to locate the radio frequency that the unit is operating on. 2. Attempts to enter the radio net. 3. Attempts to issue "bogus" orders to a unit on the net. 4. Jams the radio frequency and forces the unit to go to an alternate frequency.

TASK: Disrupt Construction of Vehicle Fighting Positions (5-OPFOR-0020)

CONDITION: The opposing forces (OPFOR) element has located the enemy. The priority intelligence requirements (PIR) and other intelligence obtained by OPFOR patrols indicate the enemy is constructing vehicle fighting positions within its defensive area. The OPFOR element has automatic and antiarmor weapons and light mortars.

STANDARD: The OPFOR element attempts to disrupt the enemy's efforts to establish vehicle fighting positions. 1. Locates the defensive area. 2. Surprises the main body. 3. Penetrates the defensive area with squad-size probes. 4. Inflicts casualties on the unit. 5. Destroys vehicles. 6. Disrupts the unit's preparations (prevents or delays beyond the unit's allotted time).

TASK: Conduct an Aerial Reconnaissance (5-OPFOR-0010)

CONDITION: The opposing forces (OPFOR) headquarters (HQ) element requires intelligence on the locations and identification of the enemy elements. Aircraft is dispatched to take photographs and make a visual inspection of the enemy rear area.

STANDARD: The OPFOR element gathers photograph intelligence of the enemy. 1. Photographs the assigned sectors. 2. Makes quick visual checks where the ceiling is low. 3. Locates enemy positions in the area, particularly support and storage bases, and command and control (C2) facilities. 4. Sustains no loss of aircraft. 5. Reports priority intelligence requirements (PIR) and other information requirements to the OPFOR HQ.

TASK: Disrupt an Engineer Reconnaissance (5-OPFOR-0022)

CONDITION: The enemy is conducting an engineer reconnaissance. The opposing forces (OPFOR) element is positioned along the enemy's route.

STANDARD: The OPFOR element disrupts an engineer reconnaissance. 1. Prevents the unit from meeting its specified time schedule. 2. Forces the unit to deviate from its specified route. 3. Prevents the unit from accomplishing its assigned engineer reconnaissance. 4. Surprises the unit conducting the reconnaissance.

TASK: Conduct an Attack (5-OPFOR-0008)

CONDITION: The enemy is conducting tactical operations. The opposing forces (OPFOR) element receives orders to attack the enemy, the area of occupation, or the main supply route (MSR) with smoke.

STANDARD: The OPFOR element disrupts the enemy's movement and smoke operations. 1. Determines the delivery method of the smoke attack. 2. Locates the target. 3. Delivers the smoke attack downwind. 4. Attacks the enemy with smoke, and surge attacks when the enemy responds to the smoke.

TASK: Disrupt Quarters Party Operations (5-OPFOR-0017)

CONDITION: The enemy is conducting quarters party operations. It has established an assembly area (AA) but has not moved in the main body.

STANDARD: The opposing forces (OPFOR) element attempts to disrupt quarters party operations and infiltrate the enemy's AA. 1. Locates the quarters party and the AA. 2. Surprises the main body. 3. Penetrates the AA with squad-size probes. 4. Inflicts personnel casualties and vehicle damage. 5. Disrupts the unit's preparations (prevents or delays beyond the unit's allotted time).

TASK: Disrupt Enemy Movement and Operations Using Tactical Nuclear Weapons (5-OPFOR-0016)

CONDITION: The opposing forces (OPFOR) element has located the enemy. Priority intelligence requirements (PIR) and other intelligence requirements have been obtained by OPFOR patrols. Tactical nuclear weapons are employed against key locations in the rear area.

STANDARD: The OPFOR element disrupts enemy movement and operations. 1. Disrupts or delays the movement of the enemy's equipment and supplies to the forward areas. 2. Destroys enemy equipment and supplies. 3. Inflicts a high rate of nuclear casualties among the enemy forces. 4. Denies the enemy the use of specified areas. 5. Contaminates the enemy's equipment and supplies.

TASK: Disrupt Enemy Movement and Operations Using Persistent and Nonpersistent Chemical Weapons (5-OPFOR-0015)

CONDITION: The opposing forces (OPFOR) element has located the enemy. Priority intelligence requirements (PIR) and other intelligence requirements have been obtained by OPFOR patrols. The OPFOR units deliver chemical agents, by means of conventional artillery weapons or aircraft, along selected supply routes and key bases in the rear area.

STANDARD: The OPFOR element disrupts enemy movement and operations using persistent and nonpersistent chemical weapons. 1. Delivers chemical agents in low and densely wooded areas. 2. Delays the movement of enemy supplies and equipment to the forward areas. 3. Restricts the movement of the enemy units in the rear area. 4. Channels the movement of enemy units into predesignated ambush areas. 5. Contaminates enemy supplies and equipment. 6. Inflicts a high rate of casualties on enemy forces.

TASK: Counter Passage of Lines (5-OPFOR-0012)

CONDITION: Enemy forces are in defensive positions, but they are expected to attempt passage-of-lines operations. The opposing forces (OPFOR) received orders to disrupt enemy passage-of-lines operations.

STANDARD: The OPFOR element delays or prevents enemy passage of lines. 1. Delays the passage. 2. Prevents the company from moving all personnel through the stationary unit. 3. Engages the main body of either the moving or the stationary unit.

TASK: Conduct Air Attacks (5-OPFOR-0002)

CONDITION: The opposing forces (OPFOR) element in the rear area has forwarded the positions of the enemy support sites or the locations of moving elements. The OPFOR aircraft have been dispatched to attack enemy installations or convoys.

STANDARD: The OPFOR element attempts to delay, disrupt, or damage the enemy targets by air. 1. Locates the target (support sites or convoys). 2. Makes attack runs on the designated targets. 3. Inflicts heavy damage to the selected target. 4. Sustains no loss of aircraft. 5. Delays moving the force for more than one hour.

TASK: Conduct a Raid (5-OPFOR-0004)

CONDITION: The opposing forces (OPFOR) element has occupied an objective rally point and has orders to conduct a raid on a combat service support (CSS) base.

STANDARD: The OPFOR element infiltrates the enemy's base and destroys all of the targets. 1. Surprises the enemy forces. 2. Assaults the support base and accomplishes the assigned tasks. 3. Destroys the specified equipment and supplies. 4. Avoids being decisively engaged. 5. Withdraws all personnel from the objective areas within the time prescribed. 6. Obtains all priority intelligence requirements (PIR) from the raid site. 7. Sustains only light casualties from enemy fire.

TASK: Attack (5-OPFOR-0001)

CONDITION: The opposing forces (OPFOR) element has located the enemy. The priority intelligence requirements (PIR) and the other intelligence requirements have been obtained by OPFOR patrols. The OPFOR element has automatic and antiarmor weapons and light mortars.

STANDARD: The OPFOR element attempts to seize the terrain, the vehicles, or the equipment. 1. Develops an attack plan. 2. Surprises the enemy unit's main body. 3. Initiates the attack using a scheme of maneuver that exploits the enemy's flanks, gaps, and weaknesses. 4. Uses covered and concealed routes to approach the enemy forces' flanks, gaps, or weakly held areas. 5. Employs indirect fire to support the attack. 6. Penetrates enemy defenses. 7. Destroys the equipment and the supplies. 8. Inflicts heavy casualties. 9. Isolates the combat service support (CSS) base by blocking the reinforcements. 10. Forces the enemy units to displace. 11. Avoids being fixed in one position. 12. Withdraws before the CSS base is reinforced with tactical combat forces.

TASK: Conduct Sniper Operations (5-OPFOR-0006)

CONDITION: The opposing forces (OPFOR) element has assigned snipers (regular or irregular elements) in the enemy's rear area along the main supply route (MSR) and near support sites.

STANDARD: The OPFOR element kills or wounds targets. 1. Sets up a well-concealed location. 2. Engages vehicle drivers or personnel on foot with short bursts of semiautomatic fire. 3. Kills or wounds selected targets. 4. Prevents the position from being discovered by enemy forces. 5. Evacuates the area without being spotted. 6. Reports all specified priority intelligence requirements (PIR) and other intelligence requirements to the OPFOR headquarters (HQ).

TASK: Maintain Contact (5-OPFOR-0003)

CONDITION: The opposing forces (OPFOR) element is engaged with enemy base-defense forces. The enemy forces are withdrawing under pressure.

STANDARD: The OPFOR element maintains enemy contact while the enemy withdraws. 1. Engages the enemy forces decisively. 2. Advances the OPFOR as the enemy forces withdraw. 3. Inflicts heavy casualties. 4. Captures the members of the enemy force. 5. Captures documents and equipment. 6. Safeguards the captured documents, the equipment, and the personnel.

TASK: Conduct an Ambush (5-OPFOR-0007)

CONDITION: The enemy is moving in a convoy. The opposing forces (OPFOR) element is positioned along the enemy's route.

STANDARD: The OPFOR element inflicts casualties on the enemy and causes vehicle and equipment damage. 1. Prepares an ambush site before the element arrives. 2. Surprises march element forces. 3. Inflicts heavy casualties within the designated kill zone. 4. Inflicts heavy damage to the vehicles and the equipment within the designated kill zone. 5. Delays the march element from reaching a specified destination for a specified period of time. 6. Withdraws on order. 7. Sustains no casualties. 8. Reports actions to superiors.

ELEMENTS: Company
 Company Headquarters
 Maintenance Section
 Horizontal Construction Platoon
 Embankment Squad
 Grading and Compact Squad
 Excavation Squad
 Two General Construction Platoons
 Six General Construction Squads

TASK: Prepare for a Friendly Nuclear Strike (03-3-C205.05-T01A)
 (FM 3-4) (FM 3-3)

ITERATION: 1 2 3 4 5 M (Circle)
COMMANDER/LEADER ASSESSMENT: T P U (Circle)

CONDITIONS: The unit receives a strike warning message from higher headquarters (HQ) directing specific actions to be implemented. Some iterations of this task should be performed in MOPP4.

TASK STANDARDS: The unit completes preparations within 30 minutes of a friendly nuclear-strike warning. The time required to perform this task is increased when conducting it in mission-oriented protection posture (MOPP) 4.

TASK STEPS AND PERFORMANCE MEASURES	GO	NO-GO
<p>1. The designated radio operator acknowledges the strike warning message.</p> <ul style="list-style-type: none"> a. Authenticated the call. b. Acknowledged the warning by return message. <p>* 2. The element leader issues a warning order.</p> <ul style="list-style-type: none"> a. Warned subordinate and affected units. b. Ensured that subordinates executed actions as directed. <p>3. Soldiers complete actions before detonation occurs.</p> <ul style="list-style-type: none"> a. Placed vehicles and equipment for the best terrain shielding (hill masses, slopes, culverts, depressions). b. Disconnected nonessential electronic equipment. c. Tied down essential antennas. d. Took down nonessential antennas and antenna leads. e. Improved shelters with consideration for blast, thermal, and radiation effects. <p>NOTE: Add sandbags to shelters, foxholes, or tents in the direction of the strike. Cover openings or position them away from the strike.</p> <ul style="list-style-type: none"> f. Zeroed dosimeters. g. Digital units ensured that the systems were prepared according to the unit's tactical standing operating procedures (TACSOP). h. Secured loose, flammable, or explosive items and food or water containers to protect them from nuclear-weapons effects. 		

TASK PERFORMANCE / EVALUATION SUMMARY BLOCK							
ITERATION	1	2	3	4	5	M	TOTAL
TOTAL TASK STEPS EVALUATED							
TOTAL TASK STEPS "GO"							
TRAINING STATUS "GO"/"NO-GO"							

"*" indicates a leader task step.

SUPPORTING INDIVIDUAL TASKS: NONE

SUPPORTING COLLECTIVE TASKS: NONE

OPFOR TASKS AND STANDARDS

TASK: Disrupt Movement (5-OPFOR-0014)

CONDITION: The enemy is expected to move through the opposing forces (OPFOR) element's area of operations. The OPFOR element has received an operation order (OPORD) or fragmentary order (FRAGO) to disrupt enemy movement. The enemy has the capability to defend with direct fire and antiarmor weapons.

STANDARD: The OPFOR element delays enemy movement. 1. Delays the element. 2. Forces the element to deviate from its route. 3. Prevents the element from reaching its destination. 4. Surprises the element's main body.

TASK: Disrupt Defensive Preparations (5-OPFOR-0018)

CONDITION: The opposing forces (OPFOR) element has located the enemy. Priority intelligence requirements (PIR) and other intelligence requirements obtained by OPFOR patrols indicate that the enemy elements are establishing defensive positions. The OPFOR element has automatic and antiarmor weapons and light mortars.

STANDARD: The OPFOR element disrupts and delays the enemy's defensive preparations. 1. Locates and penetrates the enemy's security system. 2. Forces the enemy to delay defensive preparations. 3. Disrupts the enemy's obstacle preparations.

TASK: Defeat Obstacles (5-OPFOR-0009)

CONDITION: The opposing forces (OPFOR) element encounters an obstacle that blocks the avenue of approach as it advances upon the enemy forces.

STANDARD: The OPFOR element bypasses or breaches the enemy obstacle. 1. Detects the obstacle before halting its main body. 2. Defeats the obstacle. a. Bypasses the obstacle without entering the engagement areas. b. Breaches the obstacle within 45 minutes and passes its entire force through the obstacle. 3. Does not incur degradation to the point that the mission must be discontinued.

TASK: Disrupt a Route Reconnaissance (5-OPFOR-0021)

CONDITION: The enemy is conducting a route reconnaissance. The opposing forces (OPFOR) element is positioned along the enemy's route.

STANDARD: The OPFOR element attempts to disrupt a squad/section conducting a route reconnaissance. 1. Prevents the unit from meeting its specified time schedule. 2. Forces the unit to deviate from its specified route. 3. Prevents the unit from reaching its assigned destination. 4. Surprises the squad/section. 5. Inflicts casualties on the unit.

TASK: Conduct Terrorist and Saboteur Attacks (5-OPFOR-0005)

CONDITION: The opposing forces (OPFOR) element dispatches small teams into the enemy's rear area to disrupt combat service support (CSS) operations.

STANDARD: The enemy sustains disrupted command and control (C2), destroyed equipment and supplies, and light casualties. 1. Locates rear support bases and C2 facilities. 2. Delays and disrupts CSS operations through probes. 3. Infiltrates CSS bases to conduct sabotage and terrorist activities. 4. Inflicts light casualties. 5. Destroys supplies and equipment.

TASK: Disrupt a Net Control Station (NCS) (5-OPFOR-0019)

CONDITION: The enemy has established a NCS. The opposing forces (OPFOR) element has radio and jamming equipment.

STANDARD: The OPFOR element attempts to disrupt an NCS. 1. Attempts to locate the radio frequency that the unit is operating on. 2. Attempts to enter the radio net. 3. Attempts to issue "bogus" orders to a unit on the net. 4. Jams the radio frequency and forces the unit to go to an alternate frequency.

TASK: Disrupt Construction of Vehicle Fighting Positions (5-OPFOR-0020)

CONDITION: The opposing forces (OPFOR) element has located the enemy. The priority intelligence requirements (PIR) and other intelligence obtained by OPFOR patrols indicate the enemy is constructing vehicle fighting positions within its defensive area. The OPFOR element has automatic and antiarmor weapons and light mortars.

STANDARD: The OPFOR element attempts to disrupt the enemy's efforts to establish vehicle fighting positions. 1. Locates the defensive area. 2. Surprises the main body. 3. Penetrates the defensive area with squad-size probes. 4. Inflicts casualties on the unit. 5. Destroys vehicles. 6. Disrupts the unit's preparations (prevents or delays beyond the unit's allotted time).

TASK: Conduct an Aerial Reconnaissance (5-OPFOR-0010)

CONDITION: The opposing forces (OPFOR) headquarters (HQ) element requires intelligence on the locations and identification of the enemy elements. Aircraft is dispatched to take photographs and make a visual inspection of the enemy rear area.

STANDARD: The OPFOR element gathers photograph intelligence of the enemy. 1. Photographs the assigned sectors. 2. Makes quick visual checks where the ceiling is low. 3. Locates enemy positions in the area, particularly support and storage bases, and command and control (C2) facilities. 4. Sustains no loss of aircraft. 5. Reports priority intelligence requirements (PIR) and other information requirements to the OPFOR HQ.

TASK: Disrupt an Engineer Reconnaissance (5-OPFOR-0022)

CONDITION: The enemy is conducting an engineer reconnaissance. The opposing forces (OPFOR) element is positioned along the enemy's route.

STANDARD: The OPFOR element disrupts an engineer reconnaissance. 1. Prevents the unit from meeting its specified time schedule. 2. Forces the unit to deviate from its specified route. 3. Prevents the unit from accomplishing its assigned engineer reconnaissance. 4. Surprises the unit conducting the reconnaissance.

TASK: Conduct an Attack (5-OPFOR-0008)

CONDITION: The enemy is conducting tactical operations. The opposing forces (OPFOR) element receives orders to attack the enemy, the area of occupation, or the main supply route (MSR) with smoke.

STANDARD: The OPFOR element disrupts the enemy's movement and smoke operations. 1. Determines the delivery method of the smoke attack. 2. Locates the target. 3. Delivers the smoke attack downwind. 4. Attacks the enemy with smoke, and surge attacks when the enemy responds to the smoke.

TASK: Disrupt Quartering Party Operations (5-OPFOR-0017)

CONDITION: The enemy is conducting quartering party operations. It has established an assembly area (AA) but has not moved in the main body.

STANDARD: The opposing forces (OPFOR) element attempts to disrupt quartering party operations and infiltrate the enemy's AA. 1. Locates the quartering party and the AA. 2. Surprises the main body. 3. Penetrates the AA with squad-size probes. 4. Inflicts personnel casualties and vehicle damage. 5. Disrupts the unit's preparations (prevents or delays beyond the unit's allotted time).

TASK: Disrupt Enemy Movement and Operations Using Tactical Nuclear Weapons (5-OPFOR-0016)

CONDITION: The opposing forces (OPFOR) element has located the enemy. Priority intelligence requirements (PIR) and other intelligence requirements have been obtained by OPFOR patrols. Tactical nuclear weapons are employed against key locations in the rear area.

STANDARD: The OPFOR element disrupts enemy movement and operations. 1. Disrupts or delays the movement of the enemy's equipment and supplies to the forward areas. 2. Destroys enemy equipment and supplies. 3. Inflicts a high rate of nuclear casualties among the enemy forces. 4. Denies the enemy the use of specified areas. 5. Contaminates the enemy's equipment and supplies.

TASK: Disrupt Assembly Area (AA) Activities (5-OPFOR-0013)

CONDITION: Intelligence reports indicate that platoon- and company-size enemy units are operating in the opposing forces (OPFOR) area of operations. Enemy units can defend from AAs with direct fire, antiarmor weapons, and indirect fire. The enemy has close air support (CAS) and nuclear, biological, and chemical (NBC) capabilities.

STANDARD: The OPFOR element locates and disrupts the enemy's AA activities. 1. Locates the element's AA. 2. Probes the AA with squad- or team-size elements. 3. Inflicts more than 5 percent casualties on the element. 4. Disrupts the element's preparations (prevents or delays beyond the element's allotted time).

TASK: Disrupt Enemy Movement and Operations Using Persistent and Nonpersistent Chemical Weapons (5-OPFOR-0015)

CONDITION: The opposing forces (OPFOR) element has located the enemy. Priority intelligence requirements (PIR) and other intelligence requirements have been obtained by OPFOR patrols. The OPFOR units deliver chemical agents, by means of conventional artillery weapons or aircraft, along selected supply routes and key bases in the rear area.

STANDARD: The OPFOR element disrupts enemy movement and operations using persistent and nonpersistent chemical weapons. 1. Delivers chemical agents in low and densely wooded areas. 2. Delays the movement of enemy supplies and equipment to the forward areas. 3. Restricts the movement of the enemy units in the rear area. 4. Channels the movement of enemy units into predesignated ambush areas. 5. Contaminates enemy supplies and equipment. 6. Inflicts a high rate of casualties on enemy forces.

TASK: Counter Passage of Lines (5-OPFOR-0012)

CONDITION: Enemy forces are in defensive positions, but they are expected to attempt passage-of-lines operations. The opposing forces (OPFOR) received orders to disrupt enemy passage-of-lines operations.

STANDARD: The OPFOR element delays or prevents enemy passage of lines. 1. Delays the passage. 2. Prevents the company from moving all personnel through the stationary unit. 3. Engages the main body of either the moving or the stationary unit.

TASK: Conduct Air Attacks (5-OPFOR-0002)

CONDITION: The opposing forces (OPFOR) element in the rear area has forwarded the positions of the enemy support sites or the locations of moving elements. The OPFOR aircraft have been dispatched to attack enemy installations or convoys.

STANDARD: The OPFOR element attempts to delay, disrupt, or damage the enemy targets by air. 1. Locates the target (support sites or convoys). 2. Makes attack runs on the designated targets. 3. Inflicts heavy damage to the selected target. 4. Sustains no loss of aircraft. 5. Delays moving the force for more than one hour.

TASK: Surrender to the Capturing Unit on the Battlefield (5-OPFOR-0024)

CONDITION: The enemy has captured opposing forces (OPFOR) element's soldiers, documents, and equipment sensitive to the OPFOR tactical operations.

STANDARD: The OPFOR soldiers retain or destroy documents and equipment. The OPFOR element surrenders the documents and the equipment of no tactical use to the enemy and attempts to conceal or destroy items of tactical value. The OPFOR element attempts escape and evasion. 1. Prevents the successful capture of the documents and the equipment. 2. Destroys the documents and the equipment. 3. Removes identifying markings from the equipment. 4. Removes unit-identifying insignia. 5. Provides misleading information. 6. Plans an escape. 7. Delays movement to the nearest collection point. 8. Prevents safeguarding of the enemy prisoners of war (EPWs) in order to cause embarrassment to the United States (US).

TASK: Conduct a Raid (5-OPFOR-0004)

CONDITION: The opposing forces (OPFOR) element has occupied an objective rally point and has orders to conduct a raid on a combat service support (CSS) base.

STANDARD: The OPFOR element infiltrates the enemy's base and destroys all of the targets. 1. Surprises the enemy forces. 2. Assaults the support base and accomplishes the assigned tasks. 3. Destroys the specified equipment and supplies. 4. Avoids being decisively engaged. 5. Withdraws all personnel from the objective areas within the time prescribed. 6. Obtains all priority intelligence requirements (PIR) from the raid site. 7. Sustains only light casualties from enemy fire.

TASK: Attack (5-OPFOR-0001)

CONDITION: The opposing forces (OPFOR) element has located the enemy. The priority intelligence requirements (PIR) and the other intelligence requirements have been obtained by OPFOR patrols. The OPFOR element has automatic and antiarmor weapons and light mortars.

STANDARD: The OPFOR element attempts to seize the terrain, the vehicles, or the equipment. 1. Develops an attack plan. 2. Surprises the enemy unit's main body. 3. Initiates the attack using a scheme of maneuver that exploits the enemy's flanks, gaps, and weaknesses. 4. Uses covered and concealed routes to approach the enemy forces' flanks, gaps, or weakly held areas. 5. Employs indirect fire to support the attack. 6. Penetrates enemy defenses. 7. Destroys the equipment and the supplies. 8. Inflicts heavy casualties. 9. Isolates the combat service support (CSS) base by blocking the reinforcements. 10. Forces the enemy units to displace. 11. Avoids being fixed in one position. 12. Withdraws before the CSS base is reinforced with tactical combat forces.

TASK: Conduct Sniper Operations (5-OPFOR-0006)

CONDITION: The opposing forces (OPFOR) element has assigned snipers (regular or irregular elements) in the enemy's rear area along the main supply route (MSR) and near support sites.

STANDARD: The OPFOR element kills or wounds targets. 1. Sets up a well-concealed location. 2. Engages vehicle drivers or personnel on foot with short bursts of semiautomatic fire. 3. Kills or wounds selected targets. 4. Prevents the position from being discovered by enemy forces. 5. Evacuates the area without being spotted. 6. Reports all specified priority intelligence requirements (PIR) and other intelligence requirements to the OPFOR headquarters (HQ).

TASK: Defend a Minefield (5-OPFOR-0023)

CONDITION: The enemy is conducting a minefield sweeping operation. The opposing forces (OPFOR) element has a minefield placed in the enemy's path. The minefield is under constant observation and fire.

STANDARD: The OPFOR element defends a minefield against an enemy element conducting a minefield sweeping operation. 1. Prevents the unit from detecting the obstacle. 2. Disrupts the minefield sweeping operation. 3. Prevents the unit from conducting the minefield sweeping operation, prevents the unit from moving all personnel through the breach, or delays the completion of the minefield sweeping operation for more than 45 minutes.

TASK: Maintain Contact (5-OPFOR-0003)

CONDITION: The opposing forces (OPFOR) element is engaged with enemy base-defense forces. The enemy forces are withdrawing under pressure.

STANDARD: The OPFOR element maintains enemy contact while the enemy withdraws. 1. Engages the enemy forces decisively. 2. Advances the OPFOR as the enemy forces withdraw. 3. Inflicts heavy casualties. 4. Captures the members of the enemy force. 5. Captures documents and equipment. 6. Safeguards the captured documents, the equipment, and the personnel.

TASK: Conduct an Ambush (5-OPFOR-0007)

CONDITION: The enemy is moving in a convoy. The opposing forces (OPFOR) element is positioned along the enemy's route.

STANDARD: The OPFOR element inflicts casualties on the enemy and causes vehicle and equipment damage. 1. Prepares an ambush site before the element arrives. 2. Surprises march element forces. 3. Inflicts heavy casualties within the designated kill zone. 4. Inflicts heavy damage to the vehicles and the equipment within the designated kill zone. 5. Delays the march element from reaching a specified destination for a specified period of time. 6. Withdraws on order. 7. Sustains no casualties. 8. Reports actions to superiors.

ELEMENTS: Company
 Company Headquarters
 Maintenance Section
 Horizontal Construction Platoon
 Embankment Squad
 Grading and Compact Squad
 Excavation Squad
 Two General Construction Platoons
 Six General Construction Squads

TASK: Prepare for a Nuclear Attack (03-3-C206.05-T01A)
 (FM 3-4) (FM 3-100) (FM 3-3)

ITERATION: 1 2 3 4 5 M (Circle)

COMMANDER/LEADER ASSESSMENT: T P U (Circle)

CONDITIONS: The unit receives notice that a nuclear attack is probable and must initiate actions to minimize casualties and damage. Some iterations of this task should be performed in MOPP4.

TASK STANDARDS: The unit hardens and shields positions and equipment and conducts periodic monitoring. The time required to perform this task is increased when conducting it in mission-oriented protection posture (MOPP) 4.

TASK STEPS AND PERFORMANCE MEASURES	GO	NO-GO
* 1. The element leader issues a warning order to subordinate units, ensuring that all soldiers understand the order. 2. The unit begins defensive preparation for a nuclear attack. a. Placed vehicles and equipment for the best terrain shielding (hill masses, slopes, culverts, depressions). b. Turned off and disconnected nonessential electronic equipment according to the unit's standing operating procedure (SOP). c. Tied down essential antennas. d. Took down nonessential antenna leads according to the unit's SOP or other guidance. e. Improved shelters with consideration for blast, thermal, and radiation effects. f. Zeroed dosimeters. g. Secured loose, flammable, or explosive items and food or water containers to protect them from nuclear-weapons effects. h. Took cover in hardened shelters (if available). i. Used field-expedient shelters. 3. The unit takes additional actions consistent with the tactical situation. a. Continued periodic monitoring. b. Reported all dose-rate and dosimeter readings to higher headquarters (HQ).		

TASK PERFORMANCE / EVALUATION SUMMARY BLOCK							
ITERATION	1	2	3	4	5	M	TOTAL
TOTAL TASK STEPS EVALUATED							
TOTAL TASK STEPS "GO"							
TRAINING STATUS "GO"/"NO-GO"							

"*" indicates a leader task step.

SUPPORTING INDIVIDUAL TASKS: NONE

SUPPORTING COLLECTIVE TASKS: NONE

OPFOR TASKS AND STANDARDS

TASK: Disrupt Movement (5-OPFOR-0014)

CONDITION: The enemy is expected to move through the opposing forces (OPFOR) element's area of operations. The OPFOR element has received an operation order (OPORD) or fragmentary order (FRAGO) to disrupt enemy movement. The enemy has the capability to defend with direct fire and antiarmor weapons.

STANDARD: The OPFOR element delays enemy movement. 1. Delays the element. 2. Forces the element to deviate from its route. 3. Prevents the element from reaching its destination. 4. Surprises the element's main body.

TASK: Disrupt Defensive Preparations (5-OPFOR-0018)

CONDITION: The opposing forces (OPFOR) element has located the enemy. Priority intelligence requirements (PIR) and other intelligence requirements obtained by OPFOR patrols indicate that the enemy elements are establishing defensive positions. The OPFOR element has automatic and antiarmor weapons and light mortars.

STANDARD: The OPFOR element disrupts and delays the enemy's defensive preparations. 1. Locates and penetrates the enemy's security system. 2. Forces the enemy to delay defensive preparations. 3. Disrupts the enemy's obstacle preparations.

TASK: Defeat Obstacles (5-OPFOR-0009)

CONDITION: The opposing forces (OPFOR) element encounters an obstacle that blocks the avenue of approach as it advances upon the enemy forces.

STANDARD: The OPFOR element bypasses or breaches the enemy obstacle. 1. Detects the obstacle before halting its main body. 2. Defeats the obstacle. a. Bypasses the obstacle without entering the engagement areas. b. Breaches the obstacle within 45 minutes and passes its entire force through the obstacle. 3. Does not incur degradation to the point that the mission must be discontinued.

TASK: Disrupt a Route Reconnaissance (5-OPFOR-0021)

CONDITION: The enemy is conducting a route reconnaissance. The opposing forces (OPFOR) element is positioned along the enemy's route.

STANDARD: The OPFOR element attempts to disrupt a squad/section conducting a route reconnaissance. 1. Prevents the unit from meeting its specified time schedule. 2. Forces the unit to deviate from its specified route. 3. Prevents the unit from reaching its assigned destination. 4. Surprises the squad/section. 5. Inflicts casualties on the unit.

TASK: Conduct Terrorist and Saboteur Attacks (5-OPFOR-0005)

CONDITION: The opposing forces (OPFOR) element dispatches small teams into the enemy's rear area to disrupt combat service support (CSS) operations.

STANDARD: The enemy sustains disrupted command and control (C2), destroyed equipment and supplies, and light casualties. 1. Locates rear support bases and C2 facilities. 2. Delays and disrupts CSS operations through probes. 3. Infiltrates CSS bases to conduct sabotage and terrorist activities. 4. Inflicts light casualties. 5. Destroys supplies and equipment.

TASK: Disrupt a Net Control Station (NCS) (5-OPFOR-0019)

CONDITION: The enemy has established a NCS. The opposing forces (OPFOR) element has radio and jamming equipment.

STANDARD: The OPFOR element attempts to disrupt an NCS. 1. Attempts to locate the radio frequency that the unit is operating on. 2. Attempts to enter the radio net. 3. Attempts to issue "bogus" orders to a unit on the net. 4. Jams the radio frequency and forces the unit to go to an alternate frequency.

TASK: Disrupt Construction of Vehicle Fighting Positions (5-OPFOR-0020)

CONDITION: The opposing forces (OPFOR) element has located the enemy. The priority intelligence requirements (PIR) and other intelligence obtained by OPFOR patrols indicate the enemy is constructing vehicle fighting positions within its defensive area. The OPFOR element has automatic and antiarmor weapons and light mortars.

STANDARD: The OPFOR element attempts to disrupt the enemy's efforts to establish vehicle fighting positions. 1. Locates the defensive area. 2. Surprises the main body. 3. Penetrates the defensive area with squad-size probes. 4. Inflicts casualties on the unit. 5. Destroys vehicles. 6. Disrupts the unit's preparations (prevents or delays beyond the unit's allotted time).

TASK: Conduct an Aerial Reconnaissance (5-OPFOR-0010)

CONDITION: The opposing forces (OPFOR) headquarters (HQ) element requires intelligence on the locations and identification of the enemy elements. Aircraft is dispatched to take photographs and make a visual inspection of the enemy rear area.

STANDARD: The OPFOR element gathers photograph intelligence of the enemy. 1. Photographs the assigned sectors. 2. Makes quick visual checks where the ceiling is low. 3. Locates enemy positions in the area, particularly support and storage bases, and command and control (C2) facilities. 4. Sustains no loss of aircraft. 5. Reports priority intelligence requirements (PIR) and other information requirements to the OPFOR HQ.

TASK: Disrupt an Engineer Reconnaissance (5-OPFOR-0022)

CONDITION: The enemy is conducting an engineer reconnaissance. The opposing forces (OPFOR) element is positioned along the enemy's route.

STANDARD: The OPFOR element disrupts an engineer reconnaissance. 1. Prevents the unit from meeting its specified time schedule. 2. Forces the unit to deviate from its specified route. 3. Prevents the unit from accomplishing its assigned engineer reconnaissance. 4. Surprises the unit conducting the reconnaissance.

TASK: Conduct an Attack (5-OPFOR-0008)

CONDITION: The enemy is conducting tactical operations. The opposing forces (OPFOR) element receives orders to attack the enemy, the area of occupation, or the main supply route (MSR) with smoke.

STANDARD: The OPFOR element disrupts the enemy's movement and smoke operations. 1. Determines the delivery method of the smoke attack. 2. Locates the target. 3. Delivers the smoke attack downwind. 4. Attacks the enemy with smoke, and surge attacks when the enemy responds to the smoke.

TASK: Disrupt Quartering Party Operations (5-OPFOR-0017)

CONDITION: The enemy is conducting quartering party operations. It has established an assembly area (AA) but has not moved in the main body.

STANDARD: The opposing forces (OPFOR) element attempts to disrupt quartering party operations and infiltrate the enemy's AA. 1. Locates the quartering party and the AA. 2. Surprises the main body. 3. Penetrates the AA with squad-size probes. 4. Inflicts personnel casualties and vehicle damage. 5. Disrupts the unit's preparations (prevents or delays beyond the unit's allotted time).

TASK: Disrupt Enemy Movement and Operations Using Tactical Nuclear Weapons (5-OPFOR-0016)

CONDITION: The opposing forces (OPFOR) element has located the enemy. Priority intelligence requirements (PIR) and other intelligence requirements have been obtained by OPFOR patrols. Tactical nuclear weapons are employed against key locations in the rear area.

STANDARD: The OPFOR element disrupts enemy movement and operations. 1. Disrupts or delays the movement of the enemy's equipment and supplies to the forward areas. 2. Destroys enemy equipment and supplies. 3. Inflicts a high rate of nuclear casualties among the enemy forces. 4. Denies the enemy the use of specified areas. 5. Contaminates the enemy's equipment and supplies.

TASK: Disrupt Assembly Area (AA) Activities (5-OPFOR-0013)

CONDITION: Intelligence reports indicate that platoon- and company-size enemy units are operating in the opposing forces (OPFOR) area of operations. Enemy units can defend from AAs with direct fire, antiarmor weapons, and indirect fire. The enemy has close air support (CAS) and nuclear, biological, and chemical (NBC) capabilities.

STANDARD: The OPFOR element locates and disrupts the enemy's AA activities. 1. Locates the element's AA. 2. Probes the AA with squad- or team-size elements. 3. Inflicts more than 5 percent casualties on the element. 4. Disrupts the element's preparations (prevents or delays beyond the element's allotted time).

TASK: Disrupt Enemy Movement and Operations Using Persistent and Nonpersistent Chemical Weapons (5-OPFOR-0015)

CONDITION: The opposing forces (OPFOR) element has located the enemy. Priority intelligence requirements (PIR) and other intelligence requirements have been obtained by OPFOR patrols. The OPFOR units deliver chemical agents, by means of conventional artillery weapons or aircraft, along selected supply routes and key bases in the rear area.

STANDARD: The OPFOR element disrupts enemy movement and operations using persistent and nonpersistent chemical weapons. 1. Delivers chemical agents in low and densely wooded areas. 2. Delays the movement of enemy supplies and equipment to the forward areas. 3. Restricts the movement of the enemy units in the rear area. 4. Channels the movement of enemy units into predesignated ambush areas. 5. Contaminates enemy supplies and equipment. 6. Inflicts a high rate of casualties on enemy forces.

TASK: Counter Passage of Lines (5-OPFOR-0012)

CONDITION: Enemy forces are in defensive positions, but they are expected to attempt passage-of-lines operations. The opposing forces (OPFOR) received orders to disrupt enemy passage-of-lines operations.

STANDARD: The OPFOR element delays or prevents enemy passage of lines. 1. Delays the passage. 2. Prevents the company from moving all personnel through the stationary unit. 3. Engages the main body of either the moving or the stationary unit.

TASK: Conduct Air Attacks (5-OPFOR-0002)

CONDITION: The opposing forces (OPFOR) element in the rear area has forwarded the positions of the enemy support sites or the locations of moving elements. The OPFOR aircraft have been dispatched to attack enemy installations or convoys.

STANDARD: The OPFOR element attempts to delay, disrupt, or damage the enemy targets by air. 1. Locates the target (support sites or convoys). 2. Makes attack runs on the designated targets. 3. Inflicts heavy damage to the selected target. 4. Sustains no loss of aircraft. 5. Delays moving the force for more than one hour.

TASK: Surrender to the Capturing Unit on the Battlefield (5-OPFOR-0024)

CONDITION: The enemy has captured opposing forces (OPFOR) element's soldiers, documents, and equipment sensitive to the OPFOR tactical operations.

STANDARD: The OPFOR soldiers retain or destroy documents and equipment. The OPFOR element surrenders the documents and the equipment of no tactical use to the enemy and attempts to conceal or destroy items of tactical value. The OPFOR element attempts escape and evasion. 1. Prevents the successful capture of the documents and the equipment. 2. Destroys the documents and the equipment. 3. Removes identifying markings from the equipment. 4. Removes unit-identifying insignia. 5. Provides misleading information. 6. Plans an escape. 7. Delays movement to the nearest collection point. 8. Prevents safeguarding of the enemy prisoners of war (EPWs) in order to cause embarrassment to the United States (US).

TASK: Conduct a Raid (5-OPFOR-0004)

CONDITION: The opposing forces (OPFOR) element has occupied an objective rally point and has orders to conduct a raid on a combat service support (CSS) base.

STANDARD: The OPFOR element infiltrates the enemy's base and destroys all of the targets. 1. Surprises the enemy forces. 2. Assaults the support base and accomplishes the assigned tasks. 3. Destroys the specified equipment and supplies. 4. Avoids being decisively engaged. 5. Withdraws all personnel from the objective areas within the time prescribed. 6. Obtains all priority intelligence requirements (PIR) from the raid site. 7. Sustains only light casualties from enemy fire.

TASK: Attack (5-OPFOR-0001)

CONDITION: The opposing forces (OPFOR) element has located the enemy. The priority intelligence requirements (PIR) and the other intelligence requirements have been obtained by OPFOR patrols. The OPFOR element has automatic and antiarmor weapons and light mortars.

STANDARD: The OPFOR element attempts to seize the terrain, the vehicles, or the equipment. 1. Develops an attack plan. 2. Surprises the enemy unit's main body. 3. Initiates the attack using a scheme of maneuver that exploits the enemy's flanks, gaps, and weaknesses. 4. Uses covered and concealed routes to approach the enemy forces' flanks, gaps, or weakly held areas. 5. Employs indirect fire to support the attack. 6. Penetrates enemy defenses. 7. Destroys the equipment and the supplies. 8. Inflicts heavy casualties. 9. Isolates the combat service support (CSS) base by blocking the reinforcements. 10. Forces the enemy units to displace. 11. Avoids being fixed in one position. 12. Withdraws before the CSS base is reinforced with tactical combat forces.

TASK: Conduct Sniper Operations (5-OPFOR-0006)

CONDITION: The opposing forces (OPFOR) element has assigned snipers (regular or irregular elements) in the enemy's rear area along the main supply route (MSR) and near support sites.

STANDARD: The OPFOR element kills or wounds targets. 1. Sets up a well-concealed location. 2. Engages vehicle drivers or personnel on foot with short bursts of semiautomatic fire. 3. Kills or wounds selected targets. 4. Prevents the position from being discovered by enemy forces. 5. Evacuates the area without being spotted. 6. Reports all specified priority intelligence requirements (PIR) and other intelligence requirements to the OPFOR headquarters (HQ).

TASK: Defend a Minefield (5-OPFOR-0023)

CONDITION: The enemy is conducting a minefield sweeping operation. The opposing forces (OPFOR) element has a minefield placed in the enemy's path. The minefield is under constant observation and fire.

STANDARD: The OPFOR element defends a minefield against an enemy element conducting a minefield sweeping operation. 1. Prevents the unit from detecting the obstacle. 2. Disrupts the minefield sweeping operation. 3. Prevents the unit from conducting the minefield sweeping operation, prevents the unit from moving all personnel through the breach, or delays the completion of the minefield sweeping operation for more than 45 minutes.

TASK: Maintain Contact (5-OPFOR-0003)

CONDITION: The opposing forces (OPFOR) element is engaged with enemy base-defense forces. The enemy forces are withdrawing under pressure.

STANDARD: The OPFOR element maintains enemy contact while the enemy withdraws. 1. Engages the enemy forces decisively. 2. Advances the OPFOR as the enemy forces withdraw. 3. Inflicts heavy casualties. 4. Captures the members of the enemy force. 5. Captures documents and equipment. 6. Safeguards the captured documents, the equipment, and the personnel.

TASK: Conduct an Ambush (5-OPFOR-0007)

CONDITION: The enemy is moving in a convoy. The opposing forces (OPFOR) element is positioned along the enemy's route.

STANDARD: The OPFOR element inflicts casualties on the enemy and causes vehicle and equipment damage. 1. Prepares an ambush site before the element arrives. 2. Surprises march element forces. 3. Inflicts heavy casualties within the designated kill zone. 4. Inflicts heavy damage to the vehicles and the equipment within the designated kill zone. 5. Delays the march element from reaching a specified destination for a specified period of time. 6. Withdraws on order. 7. Sustains no casualties. 8. Reports actions to superiors.

- ELEMENTS:** Company
 Company Headquarters
 Maintenance Section
 Horizontal Construction Platoon
 Embankment Squad
 Grading and Compact Squad
 Excavation Squad
 Two General Construction Platoons
 Six General Construction Squads

TASK: Cross a Radiologically Contaminated Area (03-3-C208.05-T01A)
 (FM 3-3) (FM 3-100) (FM 3-11)
 (FM 3-4)

ITERATION: 1 2 3 4 5 M (Circle)

COMMANDER/LEADER ASSESSMENT: T P U (Circle)

CONDITIONS: The unit receives orders to cross a radiologically contaminated area. The approximate boundaries of the area are known or marked. Some iterations of this task should be performed in MOPP4.

TASK STANDARDS: The unit crosses the contaminated area by the shortest, fastest route available without incurring radiation casualties or spreading contamination. The time required to perform this task is increased when conducting it in mission-oriented protection posture (MOPP) 4.

TASK STEPS AND PERFORMANCE MEASURES	GO	NO-GO
<p>* 1. Unit leaders prepare for the crossing.</p> <ul style="list-style-type: none"> a. Directed individuals who may be exposed to radioactive dust particles to cover their noses and mouths with handkerchiefs or clean rags, roll their sleeves down, and wear gloves. b. Received operational-exposure guidance (OEG) from the commander (turn back the dose/turn back the dose rate). c. Ensured that radiac-equipment operators checked the instruments. <p>2. The unit prepares for the crossing.</p> <ul style="list-style-type: none"> a. Identified extra shielding requirements (for example, use sandbags on the vehicle's floor). b. Placed externally stored equipment inside the vehicle or covered it with available material. c. Started continuous monitoring. <p>3. The unit crosses the area.</p> <ul style="list-style-type: none"> a. Avoided stirring up dust. b. Kept out of the dust cloud by increasing the intervals and distances between the vehicles. c. Conducted movement as rapidly as possible (tracked vehicles should be buttoned up). <p>4. The unit performs immediate decontamination of personnel and equipment.</p> <ul style="list-style-type: none"> a. Checked for casualties. b. Reported casualties (if applicable). c. Conducted necessary decontamination. d. Evacuated casualties. e. Continued the mission. 		

TASK PERFORMANCE / EVALUATION SUMMARY BLOCK							
ITERATION	1	2	3	4	5	M	TOTAL
TOTAL TASK STEPS EVALUATED							
TOTAL TASK STEPS "GO"							
TRAINING STATUS "GO"/"NO-GO"							

"*" indicates a leader task step.

SUPPORTING INDIVIDUAL TASKS

Task Number	Task Title	References
031-503-3006	Supervise Radiation Monitoring	STP 21-24-SMCT
031-503-4003	Control Unit Radiation Exposure	STP 21-24-SMCT

SUPPORTING COLLECTIVE TASKS: NONE

OPFOR TASKS AND STANDARDS

TASK: Disrupt Movement (5-OPFOR-0014)

CONDITION: The enemy is expected to move through the opposing forces (OPFOR) element's area of operations. The OPFOR element has received an operation order (OPORD) or fragmentary order (FRAGO) to disrupt enemy movement. The enemy has the capability to defend with direct fire and antiarmor weapons.

STANDARD: The OPFOR element delays enemy movement. 1. Delays the element. 2. Forces the element to deviate from its route. 3. Prevents the element from reaching its destination. 4. Surprises the element's main body.

TASK: Disrupt Defensive Preparations (5-OPFOR-0018)

CONDITION: The opposing forces (OPFOR) element has located the enemy. Priority intelligence requirements (PIR) and other intelligence requirements obtained by OPFOR patrols indicate that the enemy elements are establishing defensive positions. The OPFOR element has automatic and antiarmor weapons and light mortars.

STANDARD: The OPFOR element disrupts and delays the enemy's defensive preparations. 1. Locates and penetrates the enemy's security system. 2. Forces the enemy to delay defensive preparations. 3. Disrupts the enemy's obstacle preparations.

TASK: Defeat Obstacles (5-OPFOR-0009)

CONDITION: The opposing forces (OPFOR) element encounters an obstacle that blocks the avenue of approach as it advances upon the enemy forces.

STANDARD: The OPFOR element bypasses or breaches the enemy obstacle. 1. Detects the obstacle before halting its main body. 2. Defeats the obstacle. a. Bypasses the obstacle without entering the engagement areas. b. Breaches the obstacle within 45 minutes and passes its entire force through the obstacle. 3. Does not incur degradation to the point that the mission must be discontinued.

TASK: Disrupt a Route Reconnaissance (5-OPFOR-0021)

CONDITION: The enemy is conducting a route reconnaissance. The opposing forces (OPFOR) element is positioned along the enemy's route.

STANDARD: The OPFOR element attempts to disrupt a squad/section conducting a route reconnaissance. 1. Prevents the unit from meeting its specified time schedule. 2. Forces the unit to deviate from its specified route. 3. Prevents the unit from reaching its assigned destination. 4. Surprises the squad/section. 5. Inflicts casualties on the unit.

TASK: Conduct Terrorist and Saboteur Attacks (5-OPFOR-0005)

CONDITION: The opposing forces (OPFOR) element dispatches small teams into the enemy's rear area to disrupt combat service support (CSS) operations.

STANDARD: The enemy sustains disrupted command and control (C2), destroyed equipment and supplies, and light casualties. 1. Locates rear support bases and C2 facilities. 2. Delays and disrupts CSS operations through probes. 3. Infiltrates CSS bases to conduct sabotage and terrorist activities. 4. Inflicts light casualties. 5. Destroys supplies and equipment.

TASK: Disrupt a Net Control Station (NCS) (5-OPFOR-0019)

CONDITION: The enemy has established a NCS. The opposing forces (OPFOR) element has radio and jamming equipment.

STANDARD: The OPFOR element attempts to disrupt an NCS. 1. Attempts to locate the radio frequency that the unit is operating on. 2. Attempts to enter the radio net. 3. Attempts to issue "bogus" orders to a unit on the net. 4. Jams the radio frequency and forces the unit to go to an alternate frequency.

TASK: Disrupt Construction of Vehicle Fighting Positions (5-OPFOR-0020)

CONDITION: The opposing forces (OPFOR) element has located the enemy. The priority intelligence requirements (PIR) and other intelligence obtained by OPFOR patrols indicate the enemy is constructing vehicle fighting positions within its defensive area. The OPFOR element has automatic and antiarmor weapons and light mortars.

STANDARD: The OPFOR element attempts to disrupt the enemy's efforts to establish vehicle fighting positions. 1. Locates the defensive area. 2. Surprises the main body. 3. Penetrates the defensive area with squad-size probes. 4. Inflicts casualties on the unit. 5. Destroys vehicles. 6. Disrupts the unit's preparations (prevents or delays beyond the unit's allotted time).

TASK: Conduct an Aerial Reconnaissance (5-OPFOR-0010)

CONDITION: The opposing forces (OPFOR) headquarters (HQ) element requires intelligence on the locations and identification of the enemy elements. Aircraft is dispatched to take photographs and make a visual inspection of the enemy rear area.

STANDARD: The OPFOR element gathers photograph intelligence of the enemy. 1. Photographs the assigned sectors. 2. Makes quick visual checks where the ceiling is low. 3. Locates enemy positions in the area, particularly support and storage bases, and command and control (C2) facilities. 4. Sustains no loss of aircraft. 5. Reports priority intelligence requirements (PIR) and other information requirements to the OPFOR HQ.

TASK: Disrupt an Engineer Reconnaissance (5-OPFOR-0022)

CONDITION: The enemy is conducting an engineer reconnaissance. The opposing forces (OPFOR) element is positioned along the enemy's route.

STANDARD: The OPFOR element disrupts an engineer reconnaissance. 1. Prevents the unit from meeting its specified time schedule. 2. Forces the unit to deviate from its specified route. 3. Prevents the unit from accomplishing its assigned engineer reconnaissance. 4. Surprises the unit conducting the reconnaissance.

TASK: Conduct an Attack (5-OPFOR-0008)

CONDITION: The enemy is conducting tactical operations. The opposing forces (OPFOR) element receives orders to attack the enemy, the area of occupation, or the main supply route (MSR) with smoke.

STANDARD: The OPFOR element disrupts the enemy's movement and smoke operations. 1. Determines the delivery method of the smoke attack. 2. Locates the target. 3. Delivers the smoke attack downwind. 4. Attacks the enemy with smoke, and surge attacks when the enemy responds to the smoke.

TASK: Disrupt Quartering Party Operations (5-OPFOR-0017)

CONDITION: The enemy is conducting quartering party operations. It has established an assembly area (AA) but has not moved in the main body.

STANDARD: The opposing forces (OPFOR) element attempts to disrupt quartering party operations and infiltrate the enemy's AA. 1. Locates the quartering party and the AA. 2. Surprises the main body. 3. Penetrates the AA with squad-size probes. 4. Inflicts personnel casualties and vehicle damage. 5. Disrupts the unit's preparations (prevents or delays beyond the unit's allotted time).

TASK: Disrupt Enemy Movement and Operations Using Tactical Nuclear Weapons (5-OPFOR-0016)

CONDITION: The opposing forces (OPFOR) element has located the enemy. Priority intelligence requirements (PIR) and other intelligence requirements have been obtained by OPFOR patrols. Tactical nuclear weapons are employed against key locations in the rear area.

STANDARD: The OPFOR element disrupts enemy movement and operations. 1. Disrupts or delays the movement of the enemy's equipment and supplies to the forward areas. 2. Destroys enemy equipment and supplies. 3. Inflicts a high rate of nuclear casualties among the enemy forces. 4. Denies the enemy the use of specified areas. 5. Contaminates the enemy's equipment and supplies.

TASK: Disrupt Assembly Area (AA) Activities (5-OPFOR-0013)

CONDITION: Intelligence reports indicate that platoon- and company-size enemy units are operating in the opposing forces (OPFOR) area of operations. Enemy units can defend from AAs with direct fire, antiarmor weapons, and indirect fire. The enemy has close air support (CAS) and nuclear, biological, and chemical (NBC) capabilities.

STANDARD: The OPFOR element locates and disrupts the enemy's AA activities. 1. Locates the element's AA. 2. Probes the AA with squad- or team-size elements. 3. Inflicts more than 5 percent casualties on the element. 4. Disrupts the element's preparations (prevents or delays beyond the element's allotted time).

TASK: Disrupt Enemy Movement and Operations Using Persistent and Nonpersistent Chemical Weapons (5-OPFOR-0015)

CONDITION: The opposing forces (OPFOR) element has located the enemy. Priority intelligence requirements (PIR) and other intelligence requirements have been obtained by OPFOR patrols. The OPFOR units deliver chemical agents, by means of conventional artillery weapons or aircraft, along selected supply routes and key bases in the rear area.

STANDARD: The OPFOR element disrupts enemy movement and operations using persistent and nonpersistent chemical weapons. 1. Delivers chemical agents in low and densely wooded areas. 2. Delays the movement of enemy supplies and equipment to the forward areas. 3. Restricts the movement of the enemy units in the rear area. 4. Channels the movement of enemy units into predesignated ambush areas. 5. Contaminates enemy supplies and equipment. 6. Inflicts a high rate of casualties on enemy forces.

TASK: Counter Passage of Lines (5-OPFOR-0012)

CONDITION: Enemy forces are in defensive positions, but they are expected to attempt passage-of-lines operations. The opposing forces (OPFOR) received orders to disrupt enemy passage-of-lines operations.

STANDARD: The OPFOR element delays or prevents enemy passage of lines. 1. Delays the passage. 2. Prevents the company from moving all personnel through the stationary unit. 3. Engages the main body of either the moving or the stationary unit.

TASK: Conduct Air Attacks (5-OPFOR-0002)

CONDITION: The opposing forces (OPFOR) element in the rear area has forwarded the positions of the enemy support sites or the locations of moving elements. The OPFOR aircraft have been dispatched to attack enemy installations or convoys.

STANDARD: The OPFOR element attempts to delay, disrupt, or damage the enemy targets by air. 1. Locates the target (support sites or convoys). 2. Makes attack runs on the designated targets. 3. Inflicts heavy damage to the selected target. 4. Sustains no loss of aircraft. 5. Delays moving the force for more than one hour.

TASK: Surrender to the Capturing Unit on the Battlefield (5-OPFOR-0024)

CONDITION: The enemy has captured opposing forces (OPFOR) element's soldiers, documents, and equipment sensitive to the OPFOR tactical operations.

STANDARD: The OPFOR soldiers retain or destroy documents and equipment. The OPFOR element surrenders the documents and the equipment of no tactical use to the enemy and attempts to conceal or destroy items of tactical value. The OPFOR element attempts escape and evasion. 1. Prevents the successful capture of the documents and the equipment. 2. Destroys the documents and the equipment. 3. Removes identifying markings from the equipment. 4. Removes unit-identifying insignia. 5. Provides misleading information. 6. Plans an escape. 7. Delays movement to the nearest collection point. 8. Prevents safeguarding of the enemy prisoners of war (EPWs) in order to cause embarrassment to the United States (US).

TASK: Conduct a Raid (5-OPFOR-0004)

CONDITION: The opposing forces (OPFOR) element has occupied an objective rally point and has orders to conduct a raid on a combat service support (CSS) base.

STANDARD: The OPFOR element infiltrates the enemy's base and destroys all of the targets. 1. Surprises the enemy forces. 2. Assaults the support base and accomplishes the assigned tasks. 3. Destroys the specified equipment and supplies. 4. Avoids being decisively engaged. 5. Withdraws all personnel from the objective areas within the time prescribed. 6. Obtains all priority intelligence requirements (PIR) from the raid site. 7. Sustains only light casualties from enemy fire.

TASK: Attack (5-OPFOR-0001)

CONDITION: The opposing forces (OPFOR) element has located the enemy. The priority intelligence requirements (PIR) and the other intelligence requirements have been obtained by OPFOR patrols. The OPFOR element has automatic and antiarmor weapons and light mortars.

STANDARD: The OPFOR element attempts to seize the terrain, the vehicles, or the equipment. 1. Develops an attack plan. 2. Surprises the enemy unit's main body. 3. Initiates the attack using a scheme of maneuver that exploits the enemy's flanks, gaps, and weaknesses. 4. Uses covered and concealed routes to approach the enemy forces' flanks, gaps, or weakly held areas. 5. Employs indirect fire to support the attack. 6. Penetrates enemy defenses. 7. Destroys the equipment and the supplies. 8. Inflicts heavy casualties. 9. Isolates the combat service support (CSS) base by blocking the reinforcements. 10. Forces the enemy units to displace. 11. Avoids being fixed in one position. 12. Withdraws before the CSS base is reinforced with tactical combat forces.

TASK: Conduct Sniper Operations (5-OPFOR-0006)

CONDITION: The opposing forces (OPFOR) element has assigned snipers (regular or irregular elements) in the enemy's rear area along the main supply route (MSR) and near support sites.

STANDARD: The OPFOR element kills or wounds targets. 1. Sets up a well-concealed location. 2. Engages vehicle drivers or personnel on foot with short bursts of semiautomatic fire. 3. Kills or wounds selected targets. 4. Prevents the position from being discovered by enemy forces. 5. Evacuates the area without being spotted. 6. Reports all specified priority intelligence requirements (PIR) and other intelligence requirements to the OPFOR headquarters (HQ).

TASK: Defend a Minefield (5-OPFOR-0023)

CONDITION: The enemy is conducting a minefield sweeping operation. The opposing forces (OPFOR) element has a minefield placed in the enemy's path. The minefield is under constant observation and fire.

STANDARD: The OPFOR element defends a minefield against an enemy element conducting a minefield sweeping operation. 1. Prevents the unit from detecting the obstacle. 2. Disrupts the minefield sweeping operation. 3. Prevents the unit from conducting the minefield sweeping operation, prevents the unit from moving all personnel through the breach, or delays the completion of the minefield sweeping operation for more than 45 minutes.

TASK: Maintain Contact (5-OPFOR-0003)

CONDITION: The opposing forces (OPFOR) element is engaged with enemy base-defense forces. The enemy forces are withdrawing under pressure.

STANDARD: The OPFOR element maintains enemy contact while the enemy withdraws. 1. Engages the enemy forces decisively. 2. Advances the OPFOR as the enemy forces withdraw. 3. Inflicts heavy casualties. 4. Captures the members of the enemy force. 5. Captures documents and equipment. 6. Safeguards the captured documents, the equipment, and the personnel.

TASK: Conduct an Ambush (5-OPFOR-0007)

CONDITION: The enemy is moving in a convoy. The opposing forces (OPFOR) element is positioned along the enemy's route.

STANDARD: The OPFOR element inflicts casualties on the enemy and causes vehicle and equipment damage. 1. Prepares an ambush site before the element arrives. 2. Surprises march element forces. 3. Inflicts heavy casualties within the designated kill zone. 4. Inflicts heavy damage to the vehicles and the equipment within the designated kill zone. 5. Delays the march element from reaching a specified destination for a specified period of time. 6. Withdraws on order. 7. Sustains no casualties. 8. Reports actions to superiors.

- ELEMENTS:** Company
 Company Headquarters
 Maintenance Section
 Horizontal Construction Platoon
 Embankment Squad
 Grading and Compact Squad
 Excavation Squad
 Two General Construction Platoons
 Six General Construction Squads

TASK: React to Smoke Operations (03-3-C209.05-T01A)
 (FM 3-50)

ITERATION: 1 2 3 4 5 M (Circle)
COMMANDER/LEADER ASSESSMENT: T P U (Circle)

CONDITIONS: The unit encounters friendly or enemy smoke while conducting operations. Some iterations of this task should be performed in MOPP4.

TASK STANDARDS: The unit exploits the threat smoke or employs friendly smoke to conceal its own activities and continues the mission. The time required to prepare is increased when conducting this task in mission-oriented protection posture (MOPP) 4.

TASK STEPS AND PERFORMANCE MEASURES	GO	NO-GO
<ol style="list-style-type: none"> 1. The unit does not allow smoke to impede the performance of the mission. <ol style="list-style-type: none"> a. Performed its mission in the presence of smoke. b. Used threat smoke to conceal its own movements. c. Moved to alternate positions to reduce the effects of the threat's use of smoke. d. Considered using countersmoke to conceal their own activities. 2. The unit employs organic smoke-grenade launchers, smoke pots, and smoke hand grenades. <ol style="list-style-type: none"> a. Coordinated smoke operations with the unit commander or the supported unit. b. Determined the wind direction and speed. c. Determined where to release the smoke and where it would travel. d. Determined the duration of the smoke operations. e. Determined the effects of weather conditions on its smoke plan. f. Ensured that the smoke covered an area larger than the unit's position. g. Requested smoke support from other units (if organic systems would not accomplish the task). 3. The unit uses target acquisition and guidance systems. <ol style="list-style-type: none"> a. Determined what available target acquisition and guidance systems were effective in the smoke. b. Requested and used target acquisition and guidance systems that were effective in the smoke. * 4. The noncommissioned officer in charge (NCOIC) requests a resupply of smoke munitions when required. <ol style="list-style-type: none"> a. Requested smoke grenades and smoke pots. b. Distributed smoke grenades and smoke pots. 		

TASK PERFORMANCE / EVALUATION SUMMARY BLOCK							
ITERATION	1	2	3	4	5	M	TOTAL
TOTAL TASK STEPS EVALUATED							
TOTAL TASK STEPS "GO"							
TRAINING STATUS "GO"/"NO-GO"							

"*" indicates a leader task step.

SUPPORTING INDIVIDUAL TASKS: NONE

SUPPORTING COLLECTIVE TASKS: NONE

OPFOR TASKS AND STANDARDS

TASK: Disrupt Assembly Area (AA) Activities (5-OPFOR-0013)

CONDITION: Intelligence reports indicate that platoon- and company-size enemy units are operating in the opposing forces (OPFOR) area of operations. Enemy units can defend from AAs with direct fire, antiarmor weapons, and indirect fire. The enemy has close air support (CAS) and nuclear, biological, and chemical (NBC) capabilities.

STANDARD: The OPFOR element locates and disrupts the enemy's AA activities. 1. Locates the element's AA. 2. Probes the AA with squad- or team-size elements. 3. Inflicts more than 5 percent casualties on the element. 4. Disrupts the element's preparations (prevents or delays beyond the element's allotted time).

TASK: Disrupt Defensive Preparations (5-OPFOR-0018)

CONDITION: The opposing forces (OPFOR) element has located the enemy. Priority intelligence requirements (PIR) and other intelligence requirements obtained by OPFOR patrols indicate that the enemy elements are establishing defensive positions. The OPFOR element has automatic and antiarmor weapons and light mortars.

STANDARD: The OPFOR element disrupts and delays the enemy's defensive preparations. 1. Locates and penetrates the enemy's security system. 2. Forces the enemy to delay defensive preparations. 3. Disrupts the enemy's obstacle preparations.

TASK: Disrupt Movement (5-OPFOR-0014)

CONDITION: The enemy is expected to move through the opposing forces (OPFOR) element's area of operations. The OPFOR element has received an operation order (OPORD) or fragmentary order (FRAGO) to disrupt enemy movement. The enemy has the capability to defend with direct fire and antiarmor weapons.

STANDARD: The OPFOR element delays enemy movement. 1. Delays the element. 2. Forces the element to deviate from its route. 3. Prevents the element from reaching its destination. 4. Surprises the element's main body.

TASK: Counter Passage of Lines (5-OPFOR-0012)

CONDITION: Enemy forces are in defensive positions, but they are expected to attempt passage-of-lines operations. The opposing forces (OPFOR) received orders to disrupt enemy passage-of-lines operations.

STANDARD: The OPFOR element delays or prevents enemy passage of lines. 1. Delays the passage. 2. Prevents the company from moving all personnel through the stationary unit. 3. Engages the main body of either the moving or the stationary unit.

TASK: Defeat Obstacles (5-OPFOR-0009)

CONDITION: The opposing forces (OPFOR) element encounters an obstacle that blocks the avenue of approach as it advances upon the enemy forces.

STANDARD: The OPFOR element bypasses or breaches the enemy obstacle. 1. Detects the obstacle before halting its main body. 2. Defeats the obstacle. a. Bypasses the obstacle without entering the engagement areas. b. Breaches the obstacle within 45 minutes and passes its entire force through the obstacle. 3. Does not incur degradation to the point that the mission must be discontinued.

TASK: Disrupt a Route Reconnaissance (5-OPFOR-0021)

CONDITION: The enemy is conducting a route reconnaissance. The opposing forces (OPFOR) element is positioned along the enemy's route.

STANDARD: The OPFOR element attempts to disrupt a squad/section conducting a route reconnaissance. 1. Prevents the unit from meeting its specified time schedule. 2. Forces the unit to deviate from its specified route. 3. Prevents the unit from reaching its assigned destination. 4. Surprises the squad/section. 5. Inflicts casualties on the unit.

TASK: Conduct Terrorist and Saboteur Attacks (5-OPFOR-0005)

CONDITION: The opposing forces (OPFOR) element dispatches small teams into the enemy's rear area to disrupt combat service support (CSS) operations.

STANDARD: The enemy sustains disrupted command and control (C2), destroyed equipment and supplies, and light casualties. 1. Locates rear support bases and C2 facilities. 2. Delays and disrupts CSS operations through probes. 3. Infiltrates CSS bases to conduct sabotage and terrorist activities. 4. Inflicts light casualties. 5. Destroys supplies and equipment.

TASK: Disrupt a Net Control Station (NCS) (5-OPFOR-0019)

CONDITION: The enemy has established a NCS. The opposing forces (OPFOR) element has radio and jamming equipment.

STANDARD: The OPFOR element attempts to disrupt an NCS. 1. Attempts to locate the radio frequency that the unit is operating on. 2. Attempts to enter the radio net. 3. Attempts to issue "bogus" orders to a unit on the net. 4. Jams the radio frequency and forces the unit to go to an alternate frequency.

TASK: Disrupt Construction of Vehicle Fighting Positions (5-OPFOR-0020)

CONDITION: The opposing forces (OPFOR) element has located the enemy. The priority intelligence requirements (PIR) and other intelligence obtained by OPFOR patrols indicate the enemy is constructing vehicle fighting positions within its defensive area. The OPFOR element has automatic and antiarmor weapons and light mortars.

STANDARD: The OPFOR element attempts to disrupt the enemy's efforts to establish vehicle fighting positions. 1. Locates the defensive area. 2. Surprises the main body. 3. Penetrates the defensive area with squad-size probes. 4. Inflicts casualties on the unit. 5. Destroys vehicles. 6. Disrupts the unit's preparations (prevents or delays beyond the unit's allotted time).

TASK: Conduct an Aerial Reconnaissance (5-OPFOR-0010)

CONDITION: The opposing forces (OPFOR) headquarters (HQ) element requires intelligence on the locations and identification of the enemy elements. Aircraft is dispatched to take photographs and make a visual inspection of the enemy rear area.

STANDARD: The OPFOR element gathers photograph intelligence of the enemy. 1. Photographs the assigned sectors. 2. Makes quick visual checks where the ceiling is low. 3. Locates enemy positions in the area, particularly support and storage bases, and command and control (C2) facilities. 4. Sustains no loss of aircraft. 5. Reports priority intelligence requirements (PIR) and other information requirements to the OPFOR HQ.

TASK: Disrupt an Engineer Reconnaissance (5-OPFOR-0022)

CONDITION: The enemy is conducting an engineer reconnaissance. The opposing forces (OPFOR) element is positioned along the enemy's route.

STANDARD: The OPFOR element disrupts an engineer reconnaissance. 1. Prevents the unit from meeting its specified time schedule. 2. Forces the unit to deviate from its specified route. 3. Prevents the unit from accomplishing its assigned engineer reconnaissance. 4. Surprises the unit conducting the reconnaissance.

TASK: Conduct an Attack (5-OPFOR-0008)

CONDITION: The enemy is conducting tactical operations. The opposing forces (OPFOR) element receives orders to attack the enemy, the area of occupation, or the main supply route (MSR) with smoke.

STANDARD: The OPFOR element disrupts the enemy's movement and smoke operations. 1. Determines the delivery method of the smoke attack. 2. Locates the target. 3. Delivers the smoke attack downwind. 4. Attacks the enemy with smoke, and surge attacks when the enemy responds to the smoke.

TASK: Disrupt Quartering Party Operations (5-OPFOR-0017)

CONDITION: The enemy is conducting quartering party operations. It has established an assembly area (AA) but has not moved in the main body.

STANDARD: The opposing forces (OPFOR) element attempts to disrupt quartering party operations and infiltrate the enemy's AA. 1. Locates the quartering party and the AA. 2. Surprises the main body. 3. Penetrates the AA with squad-size probes. 4. Inflicts personnel casualties and vehicle damage. 5. Disrupts the unit's preparations (prevents or delays beyond the unit's allotted time).

TASK: Disrupt Enemy Movement and Operations Using Tactical Nuclear Weapons (5-OPFOR-0016)

CONDITION: The opposing forces (OPFOR) element has located the enemy. Priority intelligence requirements (PIR) and other intelligence requirements have been obtained by OPFOR patrols. Tactical nuclear weapons are employed against key locations in the rear area.

STANDARD: The OPFOR element disrupts enemy movement and operations. 1. Disrupts or delays the movement of the enemy's equipment and supplies to the forward areas. 2. Destroys enemy equipment and supplies. 3. Inflicts a high rate of nuclear casualties among the enemy forces. 4. Denies the enemy the use of specified areas. 5. Contaminates the enemy's equipment and supplies.

TASK: Disrupt Enemy Movement and Operations Using Persistent and Nonpersistent Chemical Weapons (5-OPFOR-0015)

CONDITION: The opposing forces (OPFOR) element has located the enemy. Priority intelligence requirements (PIR) and other intelligence requirements have been obtained by OPFOR patrols. The OPFOR units deliver chemical agents, by means of conventional artillery weapons or aircraft, along selected supply routes and key bases in the rear area.

STANDARD: The OPFOR element disrupts enemy movement and operations using persistent and nonpersistent chemical weapons. 1. Delivers chemical agents in low and densely wooded areas. 2. Delays the movement of enemy supplies and equipment to the forward areas. 3. Restricts the movement of the enemy units in the rear area. 4. Channels the movement of enemy units into predesignated ambush areas. 5. Contaminates enemy supplies and equipment. 6. Inflicts a high rate of casualties on enemy forces.

TASK: Conduct Air Attacks (5-OPFOR-0002)

CONDITION: The opposing forces (OPFOR) element in the rear area has forwarded the positions of the enemy support sites or the locations of moving elements. The OPFOR aircraft have been dispatched to attack enemy installations or convoys.

STANDARD: The OPFOR element attempts to delay, disrupt, or damage the enemy targets by air. 1. Locates the target (support sites or convoys). 2. Makes attack runs on the designated targets. 3. Inflicts heavy damage to the selected target. 4. Sustains no loss of aircraft. 5. Delays moving the force for more than one hour.

TASK: Surrender to the Capturing Unit on the Battlefield (5-OPFOR-0024)

CONDITION: The enemy has captured opposing forces (OPFOR) element's soldiers, documents, and equipment sensitive to the OPFOR tactical operations.

STANDARD: The OPFOR soldiers retain or destroy documents and equipment. The OPFOR element surrenders the documents and the equipment of no tactical use to the enemy and attempts to conceal or destroy items of tactical value. The OPFOR element attempts escape and evasion. 1. Prevents the successful capture of the documents and the equipment. 2. Destroys the documents and the equipment. 3. Removes identifying markings from the equipment. 4. Removes unit-identifying insignia. 5. Provides misleading information. 6. Plans an escape. 7. Delays movement to the nearest collection point. 8. Prevents safeguarding of the enemy prisoners of war (EPWs) in order to cause embarrassment to the United States (US).

TASK: Conduct a Raid (5-OPFOR-0004)

CONDITION: The opposing forces (OPFOR) element has occupied an objective rally point and has orders to conduct a raid on a combat service support (CSS) base.

STANDARD: The OPFOR element infiltrates the enemy's base and destroys all of the targets. 1. Surprises the enemy forces. 2. Assaults the support base and accomplishes the assigned tasks. 3. Destroys the specified equipment and supplies. 4. Avoids being decisively engaged. 5. Withdraws all personnel from the objective areas within the time prescribed. 6. Obtains all priority intelligence requirements (PIR) from the raid site. 7. Sustains only light casualties from enemy fire.

TASK: Attack (5-OPFOR-0001)

CONDITION: The opposing forces (OPFOR) element has located the enemy. The priority intelligence requirements (PIR) and the other intelligence requirements have been obtained by OPFOR patrols. The OPFOR element has automatic and antiarmor weapons and light mortars.

STANDARD: The OPFOR element attempts to seize the terrain, the vehicles, or the equipment. 1. Develops an attack plan. 2. Surprises the enemy unit's main body. 3. Initiates the attack using a scheme of maneuver that exploits the enemy's flanks, gaps, and weaknesses. 4. Uses covered and concealed routes to approach the enemy forces' flanks, gaps, or weakly held areas. 5. Employs indirect fire to support the attack. 6. Penetrates enemy defenses. 7. Destroys the equipment and the supplies. 8. Inflicts heavy casualties. 9. Isolates the combat service support (CSS) base by blocking the reinforcements. 10. Forces the enemy units to displace. 11. Avoids being fixed in one position. 12. Withdraws before the CSS base is reinforced with tactical combat forces.

TASK: Conduct Sniper Operations (5-OPFOR-0006)

CONDITION: The opposing forces (OPFOR) element has assigned snipers (regular or irregular elements) in the enemy's rear area along the main supply route (MSR) and near support sites.

STANDARD: The OPFOR element kills or wounds targets. 1. Sets up a well-concealed location. 2. Engages vehicle drivers or personnel on foot with short bursts of semiautomatic fire. 3. Kills or wounds selected targets. 4. Prevents the position from being discovered by enemy forces. 5. Evacuates the area without being spotted. 6. Reports all specified priority intelligence requirements (PIR) and other intelligence requirements to the OPFOR headquarters (HQ).

TASK: Defend a Minefield (5-OPFOR-0023)

CONDITION: The enemy is conducting a minefield sweeping operation. The opposing forces (OPFOR) element has a minefield placed in the enemy's path. The minefield is under constant observation and fire.

STANDARD: The OPFOR element defends a minefield against an enemy element conducting a minefield sweeping operation. 1. Prevents the unit from detecting the obstacle. 2. Disrupts the minefield sweeping operation. 3. Prevents the unit from conducting the minefield sweeping operation, prevents the unit from moving all personnel through the breach, or delays the completion of the minefield sweeping operation for more than 45 minutes.

TASK: Maintain Contact (5-OPFOR-0003)

CONDITION: The opposing forces (OPFOR) element is engaged with enemy base-defense forces. The enemy forces are withdrawing under pressure.

STANDARD: The OPFOR element maintains enemy contact while the enemy withdraws. 1. Engages the enemy forces decisively. 2. Advances the OPFOR as the enemy forces withdraw. 3. Inflicts heavy casualties. 4. Captures the members of the enemy force. 5. Captures documents and equipment. 6. Safeguards the captured documents, the equipment, and the personnel.

TASK: Conduct an Ambush (5-OPFOR-0007)

CONDITION: The enemy is moving in a convoy. The opposing forces (OPFOR) element is positioned along the enemy's route.

STANDARD: The OPFOR element inflicts casualties on the enemy and causes vehicle and equipment damage. 1. Prepares an ambush site before the element arrives. 2. Surprises march element forces. 3. Inflicts heavy casualties within the designated kill zone. 4. Inflicts heavy damage to the vehicles and the equipment within the designated kill zone. 5. Delays the march element from reaching a specified destination for a specified period of time. 6. Withdraws on order. 7. Sustains no casualties. 8. Reports actions to superiors.

- ELEMENTS:** Company
 Company Headquarters
 Maintenance Section
 Horizontal Construction Platoon
 Embankment Squad
 Grading and Compact Squad
 Excavation Squad
 Two General Construction Platoons
 Six General Construction Squads

TASK: Respond to the Residual Effects of a Nuclear Attack (03-3-C222.05-T01A)
 (FM 3-4) (FM 3-100) (FM 3-11)
 (FM 3-3)

ITERATION: 1 2 3 4 5 M (Circle)

COMMANDER/LEADER ASSESSMENT: T P U (Circle)

CONDITIONS: The unit is located within a predicted fallout area. The mission does not allow movement from the predicted fallout area. Some iterations of this task should be performed in MOPP4.

TASK STANDARDS: The unit takes actions to minimize exposure to residual radiation. The time required to perform this task is increased when conducting it in mission-oriented protection posture (MOPP) 4.

TASK STEPS AND PERFORMANCE MEASURES	GO	NO-GO
<p>* 1. Unit leaders prepare the unit for fallout.</p> <ul style="list-style-type: none"> a. Ensured that individuals covered their noses and mouths with handkerchiefs or clean rags, rolled their sleeves down, and wore gloves. b. Covered equipment; munitions; petroleum, oil, and lubricants (POL); and food and water containers or placed them inside shelters or vehicles. c. Used shelters, closed vehicles, or available shielding to protect personnel from fallout. d. Ensured that continuous monitoring was maintained using available nuclear, biological, and chemical (NBC) detection and identification equipment. <p>2. Designated personnel monitor fallout.</p> <ul style="list-style-type: none"> a. Maintained total-dose information using available total-dose instruments. b. Ensured that exposure was minimized while the commander determined if relocation to a clean area was necessary or possible. c. Calculated the optimum time of exit. d. Sent NBC 4 reports to higher headquarters (HQ) using secure means when possible. <p>* 3. The unit leader develops a contingency plan.</p> <ul style="list-style-type: none"> a. Used guidance from higher HQ based on the mission and previous radiation exposure. b. Planned for rotation of individuals to minimize exposure. 		

TASK PERFORMANCE / EVALUATION SUMMARY BLOCK							
ITERATION	1	2	3	4	5	M	TOTAL
TOTAL TASK STEPS EVALUATED							
TOTAL TASK STEPS "GO"							
TRAINING STATUS "GO"/"NO-GO"							

"*" indicates a leader task step.

SUPPORTING INDIVIDUAL TASKS

Task Number	Task Title	References
031-503-3006	Supervise Radiation Monitoring	STP 21-24-SMCT
031-503-4003	Control Unit Radiation Exposure	STP 21-24-SMCT

SUPPORTING COLLECTIVE TASKS: NONE

OPFOR TASKS AND STANDARDS

TASK: Disrupt Defensive Preparations (5-OPFOR-0018)

CONDITION: The opposing forces (OPFOR) element has located the enemy. Priority intelligence requirements (PIR) and other intelligence requirements obtained by OPFOR patrols indicate that the enemy elements are establishing defensive positions. The OPFOR element has automatic and antiarmor weapons and light mortars.

STANDARD: The OPFOR element disrupts and delays the enemy's defensive preparations. 1. Locates and penetrates the enemy's security system. 2. Forces the enemy to delay defensive preparations. 3. Disrupts the enemy's obstacle preparations.

TASK: Disrupt Movement (5-OPFOR-0014)

CONDITION: The enemy is expected to move through the opposing forces (OPFOR) element's area of operations. The OPFOR element has received an operation order (OPORD) or fragmentary order (FRAGO) to disrupt enemy movement. The enemy has the capability to defend with direct fire and antiarmor weapons.

STANDARD: The OPFOR element delays enemy movement. 1. Delays the element. 2. Forces the element to deviate from its route. 3. Prevents the element from reaching its destination. 4. Surprises the element's main body.

TASK: Disrupt Assembly Area (AA) Activities (5-OPFOR-0013)

CONDITION: Intelligence reports indicate that platoon- and company-size enemy units are operating in the opposing forces (OPFOR) area of operations. Enemy units can defend from AAs with direct fire, antiarmor weapons, and indirect fire. The enemy has close air support (CAS) and nuclear, biological, and chemical (NBC) capabilities.

STANDARD: The OPFOR element locates and disrupts the enemy's AA activities. 1. Locates the element's AA. 2. Probes the AA with squad- or team-size elements. 3. Inflicts more than 5 percent casualties on the element. 4. Disrupts the element's preparations (prevents or delays beyond the element's allotted time).

TASK: Defeat Obstacles (5-OPFOR-0009)

CONDITION: The opposing forces (OPFOR) element encounters an obstacle that blocks the avenue of approach as it advances upon the enemy forces.

STANDARD: The OPFOR element bypasses or breaches the enemy obstacle. 1. Detects the obstacle before halting its main body. 2. Defeats the obstacle. a. Bypasses the obstacle without entering the engagement areas. b. Breaches the obstacle within 45 minutes and passes its entire force through the obstacle. 3. Does not incur degradation to the point that the mission must be discontinued.

TASK: Disrupt a Route Reconnaissance (5-OPFOR-0021)

CONDITION: The enemy is conducting a route reconnaissance. The opposing forces (OPFOR) element is positioned along the enemy's route.

STANDARD: The OPFOR element attempts to disrupt a squad/section conducting a route reconnaissance. 1. Prevents the unit from meeting its specified time schedule. 2. Forces the unit to deviate from its specified route. 3. Prevents the unit from reaching its assigned destination. 4. Surprises the squad/section. 5. Inflicts casualties on the unit.

TASK: Conduct Terrorist and Saboteur Attacks (5-OPFOR-0005)

CONDITION: The opposing forces (OPFOR) element dispatches small teams into the enemy's rear area to disrupt combat service support (CSS) operations.

STANDARD: The enemy sustains disrupted command and control (C2), destroyed equipment and supplies, and light casualties. 1. Locates rear support bases and C2 facilities. 2. Delays and disrupts CSS operations through probes. 3. Infiltrates CSS bases to conduct sabotage and terrorist activities. 4. Inflicts light casualties. 5. Destroys supplies and equipment.

TASK: Disrupt a Net Control Station (NCS) (5-OPFOR-0019)

CONDITION: The enemy has established a NCS. The opposing forces (OPFOR) element has radio and jamming equipment.

STANDARD: The OPFOR element attempts to disrupt an NCS. 1. Attempts to locate the radio frequency that the unit is operating on. 2. Attempts to enter the radio net. 3. Attempts to issue "bogus" orders to a unit on the net. 4. Jams the radio frequency and forces the unit to go to an alternate frequency.

TASK: Disrupt Construction of Vehicle Fighting Positions (5-OPFOR-0020)

CONDITION: The opposing forces (OPFOR) element has located the enemy. The priority intelligence requirements (PIR) and other intelligence obtained by OPFOR patrols indicate the enemy is constructing vehicle fighting positions within its defensive area. The OPFOR element has automatic and antiarmor weapons and light mortars.

STANDARD: The OPFOR element attempts to disrupt the enemy's efforts to establish vehicle fighting positions. 1. Locates the defensive area. 2. Surprises the main body. 3. Penetrates the defensive area with squad-size probes. 4. Inflicts casualties on the unit. 5. Destroys vehicles. 6. Disrupts the unit's preparations (prevents or delays beyond the unit's allotted time).

TASK: Conduct an Aerial Reconnaissance (5-OPFOR-0010)

CONDITION: The opposing forces (OPFOR) headquarters (HQ) element requires intelligence on the locations and identification of the enemy elements. Aircraft is dispatched to take photographs and make a visual inspection of the enemy rear area.

STANDARD: The OPFOR element gathers photograph intelligence of the enemy. 1. Photographs the assigned sectors. 2. Makes quick visual checks where the ceiling is low. 3. Locates enemy positions in the area, particularly support and storage bases, and command and control (C2) facilities. 4. Sustains no loss of aircraft. 5. Reports priority intelligence requirements (PIR) and other information requirements to the OPFOR HQ.

TASK: Disrupt an Engineer Reconnaissance (5-OPFOR-0022)

CONDITION: The enemy is conducting an engineer reconnaissance. The opposing forces (OPFOR) element is positioned along the enemy's route.

STANDARD: The OPFOR element disrupts an engineer reconnaissance. 1. Prevents the unit from meeting its specified time schedule. 2. Forces the unit to deviate from its specified route. 3. Prevents the unit from accomplishing its assigned engineer reconnaissance. 4. Surprises the unit conducting the reconnaissance.

TASK: Conduct an Attack (5-OPFOR-0008)

CONDITION: The enemy is conducting tactical operations. The opposing forces (OPFOR) element receives orders to attack the enemy, the area of occupation, or the main supply route (MSR) with smoke.

STANDARD: The OPFOR element disrupts the enemy's movement and smoke operations. 1. Determines the delivery method of the smoke attack. 2. Locates the target. 3. Delivers the smoke attack downwind. 4. Attacks the enemy with smoke, and surge attacks when the enemy responds to the smoke.

TASK: Disrupt Quartering Party Operations (5-OPFOR-0017)

CONDITION: The enemy is conducting quartering party operations. It has established an assembly area (AA) but has not moved in the main body.

STANDARD: The opposing forces (OPFOR) element attempts to disrupt quartering party operations and infiltrate the enemy's AA. 1. Locates the quartering party and the AA. 2. Surprises the main body. 3. Penetrates the AA with squad-size probes. 4. Inflicts personnel casualties and vehicle damage. 5. Disrupts the unit's preparations (prevents or delays beyond the unit's allotted time).

TASK: Disrupt Enemy Movement and Operations Using Tactical Nuclear Weapons (5-OPFOR-0016)

CONDITION: The opposing forces (OPFOR) element has located the enemy. Priority intelligence requirements (PIR) and other intelligence requirements have been obtained by OPFOR patrols. Tactical nuclear weapons are employed against key locations in the rear area.

STANDARD: The OPFOR element disrupts enemy movement and operations. 1. Disrupts or delays the movement of the enemy's equipment and supplies to the forward areas. 2. Destroys enemy equipment and supplies. 3. Inflicts a high rate of nuclear casualties among the enemy forces. 4. Denies the enemy the use of specified areas. 5. Contaminates the enemy's equipment and supplies.

TASK: Disrupt Enemy Movement and Operations Using Persistent and Nonpersistent Chemical Weapons (5-OPFOR-0015)

CONDITION: The opposing forces (OPFOR) element has located the enemy. Priority intelligence requirements (PIR) and other intelligence requirements have been obtained by OPFOR patrols. The OPFOR units deliver chemical agents, by means of conventional artillery weapons or aircraft, along selected supply routes and key bases in the rear area.

STANDARD: The OPFOR element disrupts enemy movement and operations using persistent and nonpersistent chemical weapons. 1. Delivers chemical agents in low and densely wooded areas. 2. Delays the movement of enemy supplies and equipment to the forward areas. 3. Restricts the movement of the enemy units in the rear area. 4. Channels the movement of enemy units into predesignated ambush areas. 5. Contaminates enemy supplies and equipment. 6. Inflicts a high rate of casualties on enemy forces.

TASK: Counter Passage of Lines (5-OPFOR-0012)

CONDITION: Enemy forces are in defensive positions, but they are expected to attempt passage-of-lines operations. The opposing forces (OPFOR) received orders to disrupt enemy passage-of-lines operations.

STANDARD: The OPFOR element delays or prevents enemy passage of lines. 1. Delays the passage. 2. Prevents the company from moving all personnel through the stationary unit. 3. Engages the main body of either the moving or the stationary unit.

TASK: Surrender to the Capturing Unit on the Battlefield (5-OPFOR-0024)

CONDITION: The enemy has captured opposing forces (OPFOR) element's soldiers, documents, and equipment sensitive to the OPFOR tactical operations.

STANDARD: The OPFOR soldiers retain or destroy documents and equipment. The OPFOR element surrenders the documents and the equipment of no tactical use to the enemy and attempts to conceal or destroy items of tactical value. The OPFOR element attempts escape and evasion. 1. Prevents the successful capture of the documents and the equipment. 2. Destroys the documents and the equipment. 3. Removes identifying markings from the equipment. 4. Removes unit-identifying insignia. 5. Provides misleading information. 6. Plans an escape. 7. Delays movement to the nearest collection point. 8. Prevents safeguarding of the enemy prisoners of war (EPWs) in order to cause embarrassment to the United States (US).

TASK: Conduct Air Attacks (5-OPFOR-0002)

CONDITION: The opposing forces (OPFOR) element in the rear area has forwarded the positions of the enemy support sites or the locations of moving elements. The OPFOR aircraft have been dispatched to attack enemy installations or convoys.

STANDARD: The OPFOR element attempts to delay, disrupt, or damage the enemy targets by air. 1. Locates the target (support sites or convoys). 2. Makes attack runs on the designated targets. 3. Inflicts heavy damage to the selected target. 4. Sustains no loss of aircraft. 5. Delays moving the force for more than one hour.

TASK: Conduct a Raid (5-OPFOR-0004)

CONDITION: The opposing forces (OPFOR) element has occupied an objective rally point and has orders to conduct a raid on a combat service support (CSS) base.

STANDARD: The OPFOR element infiltrates the enemy's base and destroys all of the targets. 1. Surprises the enemy forces. 2. Assaults the support base and accomplishes the assigned tasks. 3. Destroys the specified equipment and supplies. 4. Avoids being decisively engaged. 5. Withdraws all personnel from the objective areas within the time prescribed. 6. Obtains all priority intelligence requirements (PIR) from the raid site. 7. Sustains only light casualties from enemy fire.

TASK: Attack (5-OPFOR-0001)

CONDITION: The opposing forces (OPFOR) element has located the enemy. The priority intelligence requirements (PIR) and the other intelligence requirements have been obtained by OPFOR patrols. The OPFOR element has automatic and antiarmor weapons and light mortars.

STANDARD: The OPFOR element attempts to seize the terrain, the vehicles, or the equipment. 1. Develops an attack plan. 2. Surprises the enemy unit's main body. 3. Initiates the attack using a scheme of maneuver that exploits the enemy's flanks, gaps, and weaknesses. 4. Uses covered and concealed routes to approach the enemy forces' flanks, gaps, or weakly held areas. 5. Employs indirect fire to support the attack. 6. Penetrates enemy defenses. 7. Destroys the equipment and the supplies. 8. Inflicts heavy casualties. 9. Isolates the combat service support (CSS) base by blocking the reinforcements. 10. Forces the enemy units to displace. 11. Avoids being fixed in one position. 12. Withdraws before the CSS base is reinforced with tactical combat forces.

TASK: Defend a Minefield (5-OPFOR-0023)

CONDITION: The enemy is conducting a minefield sweeping operation. The opposing forces (OPFOR) element has a minefield placed in the enemy's path. The minefield is under constant observation and fire.

STANDARD: The OPFOR element defends a minefield against an enemy element conducting a minefield sweeping operation. 1. Prevents the unit from detecting the obstacle. 2. Disrupts the minefield sweeping operation. 3. Prevents the unit from conducting the minefield sweeping operation, prevents the unit from moving all personnel through the breach, or delays the completion of the minefield sweeping operation for more than 45 minutes.

TASK: Maintain Contact (5-OPFOR-0003)

CONDITION: The opposing forces (OPFOR) element is engaged with enemy base-defense forces. The enemy forces are withdrawing under pressure.

STANDARD: The OPFOR element maintains enemy contact while the enemy withdraws. 1. Engages the enemy forces decisively. 2. Advances the OPFOR as the enemy forces withdraw. 3. Inflicts heavy casualties. 4. Captures the members of the enemy force. 5. Captures documents and equipment. 6. Safeguards the captured documents, the equipment, and the personnel.

TASK: Conduct an Ambush (5-OPFOR-0007)

CONDITION: The enemy is moving in a convoy. The opposing forces (OPFOR) element is positioned along the enemy's route.

STANDARD: The OPFOR element inflicts casualties on the enemy and causes vehicle and equipment damage. 1. Prepares an ambush site before the element arrives. 2. Surprises march element forces. 3. Inflicts heavy casualties within the designated kill zone. 4. Inflicts heavy damage to the vehicles and the equipment within the designated kill zone. 5. Delays the march element from reaching a specified destination for a specified period of time. 6. Withdraws on order. 7. Sustains no casualties. 8. Reports actions to superiors.

- ELEMENTS:** Company
 Company Headquarters
 Maintenance Section
 Horizontal Construction Platoon
 Embankment Squad
 Grading and Compact Squad
 Excavation Squad
 Two General Construction Platoons
 Six General Construction Squads

TASK: Respond to the Initial Effects of a Nuclear Attack (03-3-C223.05-T01A)
 (FM 3-4) (FM 3-100) (FM 3-11)
 (FM 3-3)

ITERATION: 1 2 3 4 5 (Circle)

COMMANDER/LEADER ASSESSMENT: T P U (Circle)

CONDITIONS: Soldiers observe a brilliant flash of light and/or a mushroom-shaped cloud. This task should not be trained in MOPP4.

TASK STANDARDS: The unit takes action to minimize exposure to the initial effects of a nuclear detonation in its area and continues its mission.

TASK STEPS AND PERFORMANCE MEASURES	GO	NO-GO
1. Soldiers take immediate protective actions in response to a nuclear attack. <ul style="list-style-type: none"> a. Without warning, soldiers-- <ul style="list-style-type: none"> (1) Closed their eyes immediately. (2) Dropped to the ground in a prone position, with their head toward the blast, if possible (if in the hatch of an armored vehicle, immediately dropped down inside the vehicle). (3) Kept their heads and their faces down and helmets on. (4) Remained in a prone position until the blast wave passed and all debris stopped falling. b. With warning, soldiers-- <ul style="list-style-type: none"> (1) Identified the best available shelter, such as fighting positions or inside shelters. (2) Moved to the shelter. (3) Took actions to protect themselves from the blast and radiation. (4) Kept clothing loosely fitted and their headgear on at all times. (5) Protected their eyes and minimized exposed skin areas. * 2. Leaders reorganize the unit. <ul style="list-style-type: none"> a. Reestablished the chain of command. b. Reestablished communications. c. Submitted a nuclear, biological, and chemical (NBC) 1 report to the higher headquarters (HQ). d. Treated casualties. e. Reported casualties. f. Evacuated casualties. g. Evaluated facilities for protection from residual radiation. h. Implemented continuous monitoring. i. Submitted a damage assessment to higher HQ. j. Initiated an area damage control plan as required. 		

TASK STEPS AND PERFORMANCE MEASURES	GO	NO-GO
k. Extinguished all fires. * 3. Leaders ensure that weapon systems are operational. 4. Soldiers right overturned vehicles. a. Checked for loss of coolant, fuel, and battery fluids. b. Performed operator's maintenance to restore moderately damaged vehicles to combat use. 5. Soldiers improve cover, if applicable. a. Chose dense covering material. b. Covered in depth. c. Provided strong support. d. Covered as much of the opening as practical.		

TASK PERFORMANCE / EVALUATION SUMMARY BLOCK							
ITERATION	1	2	3	4	5		TOTAL
TOTAL TASK STEPS EVALUATED							
TOTAL TASK STEPS "GO"							
TRAINING STATUS "GO"/"NO-GO"							

"*" indicates a leader task step.

SUPPORTING INDIVIDUAL TASKS

Task Number	Task Title	References
031-503-1018	React to a Nuclear Hazard	STP 21-1-SMCT
031-503-3005	Prepare and Submit NBC 1 Reports	STP 21-24-SMCT
031-503-3006	Supervise Radiation Monitoring	STP 21-24-SMCT
031-503-4003	Control Unit Radiation Exposure	STP 21-24-SMCT
081-831-1005	Prevent Shock	STP 21-1-SMCT
081-831-1007	Give First Aid for Burns	STP 21-1-SMCT
081-831-1016	Put on a Field or Pressure Dressing	STP 21-1-SMCT
081-831-1017	Put on a Tourniquet	STP 21-1-SMCT
081-831-1025	Apply a Dressing to an Open Abdominal Wound	STP 21-1-SMCT
081-831-1033	Apply a Dressing to an Open Head Wound	STP 21-1-SMCT
081-831-1034	Splint a Suspected Fracture	STP 21-1-SMCT

SUPPORTING COLLECTIVE TASKS: NONE

OPFOR TASKS AND STANDARDS

TASK: Disrupt Defensive Preparations (5-OPFOR-0018)

CONDITION: The opposing forces (OPFOR) element has located the enemy. Priority intelligence requirements (PIR) and other intelligence requirements obtained by OPFOR patrols indicate that the enemy elements are establishing defensive positions. The OPFOR element has automatic and antiarmor weapons and light mortars.

STANDARD: The OPFOR element disrupts and delays the enemy's defensive preparations. 1. Locates and penetrates the enemy's security system. 2. Forces the enemy to delay defensive preparations. 3. Disrupts the enemy's obstacle preparations.

TASK: Disrupt Movement (5-OPFOR-0014)

CONDITION: The enemy is expected to move through the opposing forces (OPFOR) element's area of operations. The OPFOR element has received an operation order (OPORD) or fragmentary order (FRAGO) to disrupt enemy movement. The enemy has the capability to defend with direct fire and antiarmor weapons.

STANDARD: The OPFOR element delays enemy movement. 1. Delays the element. 2. Forces the element to deviate from its route. 3. Prevents the element from reaching its destination. 4. Surprises the element's main body.

TASK: Defeat Obstacles (5-OPFOR-0009)

CONDITION: The opposing forces (OPFOR) element encounters an obstacle that blocks the avenue of approach as it advances upon the enemy forces.

STANDARD: The OPFOR element bypasses or breaches the enemy obstacle. 1. Detects the obstacle before halting its main body. 2. Defeats the obstacle. a. Bypasses the obstacle without entering the engagement areas. b. Breaches the obstacle within 45 minutes and passes its entire force through the obstacle. 3. Does not incur degradation to the point that the mission must be discontinued.

TASK: Disrupt a Route Reconnaissance (5-OPFOR-0021)

CONDITION: The enemy is conducting a route reconnaissance. The opposing forces (OPFOR) element is positioned along the enemy's route.

STANDARD: The OPFOR element attempts to disrupt a squad/section conducting a route reconnaissance. 1. Prevents the unit from meeting its specified time schedule. 2. Forces the unit to deviate from its specified route. 3. Prevents the unit from reaching its assigned destination. 4. Surprises the squad/section. 5. Inflicts casualties on the unit.

TASK: Conduct Terrorist and Saboteur Attacks (5-OPFOR-0005)

CONDITION: The opposing forces (OPFOR) element dispatches small teams into the enemy's rear area to disrupt combat service support (CSS) operations.

STANDARD: The enemy sustains disrupted command and control (C2), destroyed equipment and supplies, and light casualties. 1. Locates rear support bases and C2 facilities. 2. Delays and disrupts CSS operations through probes. 3. Infiltrates CSS bases to conduct sabotage and terrorist activities. 4. Inflicts light casualties. 5. Destroys supplies and equipment.

TASK: Disrupt a Net Control Station (NCS) (5-OPFOR-0019)

CONDITION: The enemy has established a NCS. The opposing forces (OPFOR) element has radio and jamming equipment.

STANDARD: The OPFOR element attempts to disrupt an NCS. 1. Attempts to locate the radio frequency that the unit is operating on. 2. Attempts to enter the radio net. 3. Attempts to issue "bogus" orders to a unit on the net. 4. Jams the radio frequency and forces the unit to go to an alternate frequency.

TASK: Disrupt Construction of Vehicle Fighting Positions (5-OPFOR-0020)

CONDITION: The opposing forces (OPFOR) element has located the enemy. The priority intelligence requirements (PIR) and other intelligence obtained by OPFOR patrols indicate the enemy is constructing vehicle fighting positions within its defensive area. The OPFOR element has automatic and antiarmor weapons and light mortars.

STANDARD: The OPFOR element attempts to disrupt the enemy's efforts to establish vehicle fighting positions. 1. Locates the defensive area. 2. Surprises the main body. 3. Penetrates the defensive area with squad-size probes. 4. Inflicts casualties on the unit. 5. Destroys vehicles. 6. Disrupts the unit's preparations (prevents or delays beyond the unit's allotted time).

TASK: Conduct an Aerial Reconnaissance (5-OPFOR-0010)

CONDITION: The opposing forces (OPFOR) headquarters (HQ) element requires intelligence on the locations and identification of the enemy elements. Aircraft is dispatched to take photographs and make a visual inspection of the enemy rear area.

STANDARD: The OPFOR element gathers photograph intelligence of the enemy. 1. Photographs the assigned sectors. 2. Makes quick visual checks where the ceiling is low. 3. Locates enemy positions in the area, particularly support and storage bases, and command and control (C2) facilities. 4. Sustains no loss of aircraft. 5. Reports priority intelligence requirements (PIR) and other information requirements to the OPFOR HQ.

TASK: Disrupt an Engineer Reconnaissance (5-OPFOR-0022)

CONDITION: The enemy is conducting an engineer reconnaissance. The opposing forces (OPFOR) element is positioned along the enemy's route.

STANDARD: The OPFOR element disrupts an engineer reconnaissance. 1. Prevents the unit from meeting its specified time schedule. 2. Forces the unit to deviate from its specified route. 3. Prevents the unit from accomplishing its assigned engineer reconnaissance. 4. Surprises the unit conducting the reconnaissance.

TASK: Conduct an Attack (5-OPFOR-0008)

CONDITION: The enemy is conducting tactical operations. The opposing forces (OPFOR) element receives orders to attack the enemy, the area of occupation, or the main supply route (MSR) with smoke.

STANDARD: The OPFOR element disrupts the enemy's movement and smoke operations. 1. Determines the delivery method of the smoke attack. 2. Locates the target. 3. Delivers the smoke attack downwind. 4. Attacks the enemy with smoke, and surge attacks when the enemy responds to the smoke.

TASK: Disrupt Quartering Party Operations (5-OPFOR-0017)

CONDITION: The enemy is conducting quartering party operations. It has established an assembly area (AA) but has not moved in the main body.

STANDARD: The opposing forces (OPFOR) element attempts to disrupt quartering party operations and infiltrate the enemy's AA. 1. Locates the quartering party and the AA. 2. Surprises the main body. 3. Penetrates the AA with squad-size probes. 4. Inflicts personnel casualties and vehicle damage. 5. Disrupts the unit's preparations (prevents or delays beyond the unit's allotted time).

TASK: Disrupt Enemy Movement and Operations Using Tactical Nuclear Weapons (5-OPFOR-0016)

CONDITION: The opposing forces (OPFOR) element has located the enemy. Priority intelligence requirements (PIR) and other intelligence requirements have been obtained by OPFOR patrols. Tactical nuclear weapons are employed against key locations in the rear area.

STANDARD: The OPFOR element disrupts enemy movement and operations. 1. Disrupts or delays the movement of the enemy's equipment and supplies to the forward areas. 2. Destroys enemy equipment and supplies. 3. Inflicts a high rate of nuclear casualties among the enemy forces. 4. Denies the enemy the use of specified areas. 5. Contaminates the enemy's equipment and supplies.

TASK: Disrupt Assembly Area (AA) Activities (5-OPFOR-0013)

CONDITION: Intelligence reports indicate that platoon- and company-size enemy units are operating in the opposing forces (OPFOR) area of operations. Enemy units can defend from AAs with direct fire, antiarmor weapons, and indirect fire. The enemy has close air support (CAS) and nuclear, biological, and chemical (NBC) capabilities.

STANDARD: The OPFOR element locates and disrupts the enemy's AA activities. 1. Locates the element's AA. 2. Probes the AA with squad- or team-size elements. 3. Inflicts more than 5 percent casualties on the element. 4. Disrupts the element's preparations (prevents or delays beyond the element's allotted time).

TASK: Disrupt Enemy Movement and Operations Using Persistent and Nonpersistent Chemical Weapons (5-OPFOR-0015)

CONDITION: The opposing forces (OPFOR) element has located the enemy. Priority intelligence requirements (PIR) and other intelligence requirements have been obtained by OPFOR patrols. The OPFOR units deliver chemical agents, by means of conventional artillery weapons or aircraft, along selected supply routes and key bases in the rear area.

STANDARD: The OPFOR element disrupts enemy movement and operations using persistent and nonpersistent chemical weapons. 1. Delivers chemical agents in low and densely wooded areas. 2. Delays the movement of enemy supplies and equipment to the forward areas. 3. Restricts the movement of the enemy units in the rear area. 4. Channels the movement of enemy units into predesignated ambush areas. 5. Contaminates enemy supplies and equipment. 6. Inflicts a high rate of casualties on enemy forces.

TASK: Counter Passage of Lines (5-OPFOR-0012)

CONDITION: Enemy forces are in defensive positions, but they are expected to attempt passage-of-lines operations. The opposing forces (OPFOR) received orders to disrupt enemy passage-of-lines operations.

STANDARD: The OPFOR element delays or prevents enemy passage of lines. 1. Delays the passage. 2. Prevents the company from moving all personnel through the stationary unit. 3. Engages the main body of either the moving or the stationary unit.

TASK: Conduct Air Attacks (5-OPFOR-0002)

CONDITION: The opposing forces (OPFOR) element in the rear area has forwarded the positions of the enemy support sites or the locations of moving elements. The OPFOR aircraft have been dispatched to attack enemy installations or convoys.

STANDARD: The OPFOR element attempts to delay, disrupt, or damage the enemy targets by air. 1. Locates the target (support sites or convoys). 2. Makes attack runs on the designated targets. 3. Inflicts heavy damage to the selected target. 4. Sustains no loss of aircraft. 5. Delays moving the force for more than one hour.

TASK: Surrender to the Capturing Unit on the Battlefield (5-OPFOR-0024)

CONDITION: The enemy has captured opposing forces (OPFOR) element's soldiers, documents, and equipment sensitive to the OPFOR tactical operations.

STANDARD: The OPFOR soldiers retain or destroy documents and equipment. The OPFOR element surrenders the documents and the equipment of no tactical use to the enemy and attempts to conceal or destroy items of tactical value. The OPFOR element attempts escape and evasion. 1. Prevents the successful capture of the documents and the equipment. 2. Destroys the documents and the equipment. 3. Removes identifying markings from the equipment. 4. Removes unit-identifying insignia. 5. Provides misleading information. 6. Plans an escape. 7. Delays movement to the nearest collection point. 8. Prevents safeguarding of the enemy prisoners of war (EPWs) in order to cause embarrassment to the United States (US).

TASK: Conduct a Raid (5-OPFOR-0004)

CONDITION: The opposing forces (OPFOR) element has occupied an objective rally point and has orders to conduct a raid on a combat service support (CSS) base.

STANDARD: The OPFOR element infiltrates the enemy's base and destroys all of the targets. 1. Surprises the enemy forces. 2. Assaults the support base and accomplishes the assigned tasks. 3. Destroys the specified equipment and supplies. 4. Avoids being decisively engaged. 5. Withdraws all personnel from the objective areas within the time prescribed. 6. Obtains all priority intelligence requirements (PIR) from the raid site. 7. Sustains only light casualties from enemy fire.

TASK: Attack (5-OPFOR-0001)

CONDITION: The opposing forces (OPFOR) element has located the enemy. The priority intelligence requirements (PIR) and the other intelligence requirements have been obtained by OPFOR patrols. The OPFOR element has automatic and antiarmor weapons and light mortars.

STANDARD: The OPFOR element attempts to seize the terrain, the vehicles, or the equipment. 1. Develops an attack plan. 2. Surprises the enemy unit's main body. 3. Initiates the attack using a scheme of maneuver that exploits the enemy's flanks, gaps, and weaknesses. 4. Uses covered and concealed routes to approach the enemy forces' flanks, gaps, or weakly held areas. 5. Employs indirect fire to support the attack. 6. Penetrates enemy defenses. 7. Destroys the equipment and the supplies. 8. Inflicts heavy casualties. 9. Isolates the combat service support (CSS) base by blocking the reinforcements. 10. Forces the enemy units to displace. 11. Avoids being fixed in one position. 12. Withdraws before the CSS base is reinforced with tactical combat forces.

TASK: Defend a Minefield (5-OPFOR-0023)

CONDITION: The enemy is conducting a minefield sweeping operation. The opposing forces (OPFOR) element has a minefield placed in the enemy's path. The minefield is under constant observation and fire.

STANDARD: The OPFOR element defends a minefield against an enemy element conducting a minefield sweeping operation. 1. Prevents the unit from detecting the obstacle. 2. Disrupts the minefield sweeping operation. 3. Prevents the unit from conducting the minefield sweeping operation, prevents the unit from moving all personnel through the breach, or delays the completion of the minefield sweeping operation for more than 45 minutes.

TASK: Maintain Contact (5-OPFOR-0003)

CONDITION: The opposing forces (OPFOR) element is engaged with enemy base-defense forces. The enemy forces are withdrawing under pressure.

STANDARD: The OPFOR element maintains enemy contact while the enemy withdraws. 1. Engages the enemy forces decisively. 2. Advances the OPFOR as the enemy forces withdraw. 3. Inflicts heavy casualties. 4. Captures the members of the enemy force. 5. Captures documents and equipment. 6. Safeguards the captured documents, the equipment, and the personnel.

TASK: Conduct an Ambush (5-OPFOR-0007)

CONDITION: The enemy is moving in a convoy. The opposing forces (OPFOR) element is positioned along the enemy's route.

STANDARD: The OPFOR element inflicts casualties on the enemy and causes vehicle and equipment damage. 1. Prepares an ambush site before the element arrives. 2. Surprises march element forces. 3. Inflicts heavy casualties within the designated kill zone. 4. Inflicts heavy damage to the vehicles and the equipment within the designated kill zone. 5. Delays the march element from reaching a specified destination for a specified period of time. 6. Withdraws on order. 7. Sustains no casualties. 8. Reports actions to superiors.

- ELEMENTS:** Company
 Company Headquarters
 Maintenance Section
 Horizontal Construction Platoon
 Embankment Squad
 Grading and Compact Squad
 Excavation Squad
 Two General Construction Platoons
 Six General Construction Squads

TASK: Conduct Operational Decontamination (03-3-C224.05-T01A)
 (FM 3-5) (FM 3-100) (FM 3-11)

ITERATION: 1M 2M 3M 4M 5M (Circle)

COMMANDER/LEADER ASSESSMENT: T P U (Circle)

CONDITIONS: The unit is operating in a contaminated environment and/or is contaminated. Performance degradation from mission-oriented protection posture (MOPP) 4 is increasing, and protective gear is in danger of penetration by contamination. Time and the tactical situation permit the unit to conduct operational decontamination. Replacement protective gear is available for each soldier. For a nonsupported decontamination, unit decontamination equipment and supplies are available and operational. For a supported decontamination, a decontamination unit is available, operational, and tasked to provide decontamination support. This task is always performed in MOPP4.

TASK STANDARDS: The unit decontaminates its individual gear and conducts MOPP gear exchange (using the buddy system) without sustaining additional casualties from nuclear, biological, and chemical (NBC) contamination. The unit limits the contamination transfer hazard by removing gross chemical contamination on equipment and minimizes contamination on soldiers according to Field Manual (FM) 3-5. The unit reduces radiological contamination to negligible risk levels according to FM 3-5 and reduces chemical and biological contamination to accelerate the weathering process and eventually provide temporary relief from MOPP 4.

TASK STEPS AND PERFORMANCE MEASURES	GO	NO-GO
<p>* 1. The contaminated element leader determines the extent of contamination and establishes decontamination priorities.</p> <ul style="list-style-type: none"> a. Received input from his staff and subordinate leaders. b. Established decontamination priorities. <p>2. The contaminated unit submits a request for decontamination to higher headquarters (HQ). The request should include, as a minimum, the--</p> <ul style="list-style-type: none"> a. Contaminated element's designation. b. Contaminated element's location. c. Contaminated element's frequency and call sign. d. Time that the element became contaminated. e. Number of vehicles and equipment, by type, that were contaminated. f. Type of contamination. g. Special requirements (such as a patient decontamination station, recovery assets, and a unit decontamination team). <p>* 3. The contaminated unit coordinates with higher HQ.</p> <ul style="list-style-type: none"> a. Obtained permission to conduct decontamination and obtain necessary support. 		

TASK STEPS AND PERFORMANCE MEASURES	GO	NO-GO
<p>b. Selected a linkup point to meet supporting elements (a company supply section, a company or battalion power-driven decontamination equipment [PDDE] crew, or a decontamination squad or platoon).</p> <p>c. Coordinated with supporting elements.</p> <p>d. Requested replacement MOPP gear.</p> <p>e. Coordinated with supporting units to determine if they would also conduct a MOPP gear exchange.</p> <p>* 4. The contaminated unit leader and NBC specialist select a site to conduct the operation, ensuring that the site selected provides--</p> <p>a. Adequate overhead concealment.</p> <p>b. Good drainage.</p> <p>c. Easy access and exit (but off the main routes).</p> <p>d. Proximity to a water source large enough to support vehicle wash down.</p> <p>e. An area large enough to accommodate units involved in the operational decontamination (100 square meters for both the vehicle wash-down site and the MOPP gear exchange site).</p> <p>5. The contaminated unit coordinates for operational decontamination support (a company or battalion PDDE crew or a decontamination unit).</p> <p>a. Requested operational decontamination support.</p> <p>b. Notified higher HQ of the area for the operational decontamination.</p> <p>c. Established communications with the decontamination unit.</p> <p>d. Ensured that the decontamination unit knew the locations of the linkup and the selected decontamination sites.</p> <p>6. The contaminated unit and supporting units move to the decontamination site.</p> <p>a. Met at the linkup point as coordinated.</p> <p>b. The contaminated unit provided security at both the linkup point and the decontamination site.</p> <p>7. The elements prepare for operational decontamination.</p> <p>a. Set up the decontamination site.</p> <p>(1) The supporting decontamination element crew set up the vehicle wash-down site.</p> <p>(2) The contaminated unit set up the MOPP gear exchange site not less than 50 meters upwind of the vehicle wash-down site.</p> <p>(3) The remainder of the element prepared its equipment for decontamination.</p> <p>b. Conducted preparatory actions in the predecontamination area.</p> <p>(1) Vehicle crews (except for the operators) dismounted unless they had an operational overpressure system and an uncontaminated interior.</p> <p>(2) Dismounted crews removed mud and camouflage from the vehicles.</p> <p>NOTE: The contaminated element provides personnel to do this when the crews do not dismount.</p> <p>(3) Separated vehicles and dismounted crews.</p> <p>(a) Ensured that vehicle operators were briefed (included the use of overhead cover and concealment and the proper intervals).</p> <p>(b) Ensured that vehicles were buttoned up; for example, all doors, hatches, and other openings were closed or covered.</p> <p>(4) Moved vehicles (with operators) to the vehicle wash-down site.</p> <p>(5) Moved dismounted crews and all other soldiers in the contaminated unit to the MOPP gear exchange site.</p>		

TASK STEPS AND PERFORMANCE MEASURES	GO	NO-GO
<p>* 8. The noncommissioned officer in charge (NCOIC) of the decontamination unit supervises the operation of the vehicle wash-down site, ensuring that vehicle operators--</p> <ul style="list-style-type: none"> a. Maintained the proper interval between vehicles while processing through the wash-down station. b. Washed vehicles properly. <ul style="list-style-type: none"> (1) Started at the top and worked down. (2) Sprayed hot, soapy water for 2 to 3 minutes per vehicle. (3) Monitored water consumption. c. Moved to the assembly area (AA) after the vehicle's wash down. d. Moved to the MOPP gear exchange site and conducted MOPP gear exchange. <p>9. The contaminated unit conducts MOPP gear exchange.</p> <ul style="list-style-type: none"> a. Prepared the equipment decontamination station (with supertropical bleach [STB] dry mix). b. Briefed MOPP gear exchange participants on procedures to be followed. c. Placed the decontaminated individual equipment on a clean surface (such as plastic, a poncho, or similar material). d. Exchanged the MOPP gear using the buddy system. e. Moved soldiers to the AA after completing the MOPP gear exchange. <p>NOTES:</p> <ul style="list-style-type: none"> 1. Ensure that the supporting units have the opportunity to use the MOPP gear exchange site before proceeding. 2. The supporting decontamination unit cleans and marks the site and reports the area of contamination (using an NBC 4 report) to higher HQ. <p>*10. Unit leaders account for all personnel and equipment after completing the operational decontamination.</p> <p>*11. The contaminated unit leader reports to higher HQ.</p> <ul style="list-style-type: none"> a. Reported the completion and location of the vehicle wash-down and MOPP gear exchange decontamination sites. b. Requested permission to perform unmasking procedures if, through testing, no hazards were detected. c. Determined the adequacy of decontamination and adjusted the MOPP level as required (after obtaining approval from higher HQ). <p>12. The contaminated unit continues the mission.</p>		

TASK PERFORMANCE / EVALUATION SUMMARY BLOCK							
ITERATION	1M	2M	3M	4M	5M		TOTAL
TOTAL TASK STEPS EVALUATED							
TOTAL TASK STEPS "GO"							
TRAINING STATUS "GO"/"NO-GO"							

"*" indicates a leader task step.

SUPPORTING INDIVIDUAL TASKS

Task Number	Task Title	References
031-503-1023	Protect Yourself From NBC Injury/Contamination When Changing Mission-Oriented Protective Posture (MOPP) Gear	STP 21-1-SMCT
031-503-3006	Supervise Radiation Monitoring	STP 21-24-SMCT

SUPPORTING COLLECTIVE TASKS: NONE**OPFOR TASKS AND STANDARDS**

TASK: Disrupt Defensive Preparations (5-OPFOR-0018)

CONDITION: The opposing forces (OPFOR) element has located the enemy. Priority intelligence requirements (PIR) and other intelligence requirements obtained by OPFOR patrols indicate that the enemy elements are establishing defensive positions. The OPFOR element has automatic and antiarmor weapons and light mortars.

STANDARD: The OPFOR element disrupts and delays the enemy's defensive preparations. 1. Locates and penetrates the enemy's security system. 2. Forces the enemy to delay defensive preparations. 3. Disrupts the enemy's obstacle preparations.

TASK: Disrupt Movement (5-OPFOR-0014)

CONDITION: The enemy is expected to move through the opposing forces (OPFOR) element's area of operations. The OPFOR element has received an operation order (OPORD) or fragmentary order (FRAGO) to disrupt enemy movement. The enemy has the capability to defend with direct fire and antiarmor weapons.

STANDARD: The OPFOR element delays enemy movement. 1. Delays the element. 2. Forces the element to deviate from its route. 3. Prevents the element from reaching its destination. 4. Surprises the element's main body.

TASK: Defeat Obstacles (5-OPFOR-0009)

CONDITION: The opposing forces (OPFOR) element encounters an obstacle that blocks the avenue of approach as it advances upon the enemy forces.

STANDARD: The OPFOR element bypasses or breaches the enemy obstacle. 1. Detects the obstacle before halting its main body. 2. Defeats the obstacle. a. Bypasses the obstacle without entering the engagement areas. b. Breaches the obstacle within 45 minutes and passes its entire force through the obstacle. 3. Does not incur degradation to the point that the mission must be discontinued.

TASK: Disrupt a Route Reconnaissance (5-OPFOR-0021)

CONDITION: The enemy is conducting a route reconnaissance. The opposing forces (OPFOR) element is positioned along the enemy's route.

STANDARD: The OPFOR element attempts to disrupt a squad/section conducting a route reconnaissance. 1. Prevents the unit from meeting its specified time schedule. 2. Forces the unit to deviate from its specified route. 3. Prevents the unit from reaching its assigned destination. 4. Surprises the squad/section. 5. Inflicts casualties on the unit.

TASK: Conduct Terrorist and Saboteur Attacks (5-OPFOR-0005)

CONDITION: The opposing forces (OPFOR) element dispatches small teams into the enemy's rear area to disrupt combat service support (CSS) operations.

STANDARD: The enemy sustains disrupted command and control (C2), destroyed equipment and supplies, and light casualties. 1. Locates rear support bases and C2 facilities. 2. Delays and disrupts CSS operations through probes. 3. Infiltrates CSS bases to conduct sabotage and terrorist activities. 4. Inflicts light casualties. 5. Destroys supplies and equipment.

TASK: Disrupt a Net Control Station (NCS) (5-OPFOR-0019)

CONDITION: The enemy has established a NCS. The opposing forces (OPFOR) element has radio and jamming equipment.

STANDARD: The OPFOR element attempts to disrupt an NCS. 1. Attempts to locate the radio frequency that the unit is operating on. 2. Attempts to enter the radio net. 3. Attempts to issue "bogus" orders to a unit on the net. 4. Jams the radio frequency and forces the unit to go to an alternate frequency.

TASK: Disrupt Construction of Vehicle Fighting Positions (5-OPFOR-0020)

CONDITION: The opposing forces (OPFOR) element has located the enemy. The priority intelligence requirements (PIR) and other intelligence obtained by OPFOR patrols indicate the enemy is constructing vehicle fighting positions within its defensive area. The OPFOR element has automatic and antiarmor weapons and light mortars.

STANDARD: The OPFOR element attempts to disrupt the enemy's efforts to establish vehicle fighting positions. 1. Locates the defensive area. 2. Surprises the main body. 3. Penetrates the defensive area with squad-size probes. 4. Inflicts casualties on the unit. 5. Destroys vehicles. 6. Disrupts the unit's preparations (prevents or delays beyond the unit's allotted time).

TASK: Conduct an Aerial Reconnaissance (5-OPFOR-0010)

CONDITION: The opposing forces (OPFOR) headquarters (HQ) element requires intelligence on the locations and identification of the enemy elements. Aircraft is dispatched to take photographs and make a visual inspection of the enemy rear area.

STANDARD: The OPFOR element gathers photograph intelligence of the enemy. 1. Photographs the assigned sectors. 2. Makes quick visual checks where the ceiling is low. 3. Locates enemy positions in the area, particularly support and storage bases, and command and control (C2) facilities. 4. Sustains no loss of aircraft. 5. Reports priority intelligence requirements (PIR) and other information requirements to the OPFOR HQ.

TASK: Disrupt an Engineer Reconnaissance (5-OPFOR-0022)

CONDITION: The enemy is conducting an engineer reconnaissance. The opposing forces (OPFOR) element is positioned along the enemy's route.

STANDARD: The OPFOR element disrupts an engineer reconnaissance. 1. Prevents the unit from meeting its specified time schedule. 2. Forces the unit to deviate from its specified route. 3. Prevents the unit from accomplishing its assigned engineer reconnaissance. 4. Surprises the unit conducting the reconnaissance.

TASK: Conduct an Attack (5-OPFOR-0008)

CONDITION: The enemy is conducting tactical operations. The opposing forces (OPFOR) element receives orders to attack the enemy, the area of occupation, or the main supply route (MSR) with smoke.

STANDARD: The OPFOR element disrupts the enemy's movement and smoke operations. 1. Determines the delivery method of the smoke attack. 2. Locates the target. 3. Delivers the smoke attack downwind. 4. Attacks the enemy with smoke, and surge attacks when the enemy responds to the smoke.

TASK: Disrupt Quartering Party Operations (5-OPFOR-0017)

CONDITION: The enemy is conducting quartering party operations. It has established an assembly area (AA) but has not moved in the main body.

STANDARD: The opposing forces (OPFOR) element attempts to disrupt quartering party operations and infiltrate the enemy's AA. 1. Locates the quartering party and the AA. 2. Surprises the main body. 3. Penetrates the AA with squad-size probes. 4. Inflicts personnel casualties and vehicle damage. 5. Disrupts the unit's preparations (prevents or delays beyond the unit's allotted time).

TASK: Disrupt Enemy Movement and Operations Using Tactical Nuclear Weapons (5-OPFOR-0016)

CONDITION: The opposing forces (OPFOR) element has located the enemy. Priority intelligence requirements (PIR) and other intelligence requirements have been obtained by OPFOR patrols. Tactical nuclear weapons are employed against key locations in the rear area.

STANDARD: The OPFOR element disrupts enemy movement and operations. 1. Disrupts or delays the movement of the enemy's equipment and supplies to the forward areas. 2. Destroys enemy equipment and supplies. 3. Inflicts a high rate of nuclear casualties among the enemy forces. 4. Denies the enemy the use of specified areas. 5. Contaminates the enemy's equipment and supplies.

TASK: Disrupt Assembly Area (AA) Activities (5-OPFOR-0013)

CONDITION: Intelligence reports indicate that platoon- and company-size enemy units are operating in the opposing forces (OPFOR) area of operations. Enemy units can defend from AAs with direct fire, antiarmor weapons, and indirect fire. The enemy has close air support (CAS) and nuclear, biological, and chemical (NBC) capabilities.

STANDARD: The OPFOR element locates and disrupts the enemy's AA activities. 1. Locates the element's AA. 2. Probes the AA with squad- or team-size elements. 3. Inflicts more than 5 percent casualties on the element. 4. Disrupts the element's preparations (prevents or delays beyond the element's allotted time).

TASK: Disrupt Enemy Movement and Operations Using Persistent and Nonpersistent Chemical Weapons (5-OPFOR-0015)

CONDITION: The opposing forces (OPFOR) element has located the enemy. Priority intelligence requirements (PIR) and other intelligence requirements have been obtained by OPFOR patrols. The OPFOR units deliver chemical agents, by means of conventional artillery weapons or aircraft, along selected supply routes and key bases in the rear area.

STANDARD: The OPFOR element disrupts enemy movement and operations using persistent and nonpersistent chemical weapons. 1. Delivers chemical agents in low and densely wooded areas. 2. Delays the movement of enemy supplies and equipment to the forward areas. 3. Restricts the movement of the enemy units in the rear area. 4. Channels the movement of enemy units into predesignated ambush areas. 5. Contaminates enemy supplies and equipment. 6. Inflicts a high rate of casualties on enemy forces.

TASK: Counter Passage of Lines (5-OPFOR-0012)

CONDITION: Enemy forces are in defensive positions, but they are expected to attempt passage-of-lines operations. The opposing forces (OPFOR) received orders to disrupt enemy passage-of-lines operations.

STANDARD: The OPFOR element delays or prevents enemy passage of lines. 1. Delays the passage. 2. Prevents the company from moving all personnel through the stationary unit. 3. Engages the main body of either the moving or the stationary unit.

TASK: Conduct Air Attacks (5-OPFOR-0002)

CONDITION: The opposing forces (OPFOR) element in the rear area has forwarded the positions of the enemy support sites or the locations of moving elements. The OPFOR aircraft have been dispatched to attack enemy installations or convoys.

STANDARD: The OPFOR element attempts to delay, disrupt, or damage the enemy targets by air. 1. Locates the target (support sites or convoys). 2. Makes attack runs on the designated targets. 3. Inflicts heavy damage to the selected target. 4. Sustains no loss of aircraft. 5. Delays moving the force for more than one hour.

TASK: Surrender to the Capturing Unit on the Battlefield (5-OPFOR-0024)

CONDITION: The enemy has captured opposing forces (OPFOR) element's soldiers, documents, and equipment sensitive to the OPFOR tactical operations.

STANDARD: The OPFOR soldiers retain or destroy documents and equipment. The OPFOR element surrenders the documents and the equipment of no tactical use to the enemy and attempts to conceal or destroy items of tactical value. The OPFOR element attempts escape and evasion. 1. Prevents the successful capture of the documents and the equipment. 2. Destroys the documents and the equipment. 3. Removes identifying markings from the equipment. 4. Removes unit-identifying insignia. 5. Provides misleading information. 6. Plans an escape. 7. Delays movement to the nearest collection point. 8. Prevents safeguarding of the enemy prisoners of war (EPWs) in order to cause embarrassment to the United States (US).

TASK: Conduct a Raid (5-OPFOR-0004)

CONDITION: The opposing forces (OPFOR) element has occupied an objective rally point and has orders to conduct a raid on a combat service support (CSS) base.

STANDARD: The OPFOR element infiltrates the enemy's base and destroys all of the targets. 1. Surprises the enemy forces. 2. Assaults the support base and accomplishes the assigned tasks. 3. Destroys the specified equipment and supplies. 4. Avoids being decisively engaged. 5. Withdraws all personnel from the objective areas within the time prescribed. 6. Obtains all priority intelligence requirements (PIR) from the raid site. 7. Sustains only light casualties from enemy fire.

TASK: Attack (5-OPFOR-0001)

CONDITION: The opposing forces (OPFOR) element has located the enemy. The priority intelligence requirements (PIR) and the other intelligence requirements have been obtained by OPFOR patrols. The OPFOR element has automatic and antiarmor weapons and light mortars.

STANDARD: The OPFOR element attempts to seize the terrain, the vehicles, or the equipment. 1. Develops an attack plan. 2. Surprises the enemy unit's main body. 3. Initiates the attack using a scheme of maneuver that exploits the enemy's flanks, gaps, and weaknesses. 4. Uses covered and concealed routes to approach the enemy forces' flanks, gaps, or weakly held areas. 5. Employs indirect fire to support the attack. 6. Penetrates enemy defenses. 7. Destroys the equipment and the supplies. 8. Inflicts heavy casualties. 9. Isolates the combat service support (CSS) base by blocking the reinforcements. 10. Forces the enemy units to displace. 11. Avoids being fixed in one position. 12. Withdraws before the CSS base is reinforced with tactical combat forces.

TASK: Defend a Minefield (5-OPFOR-0023)

CONDITION: The enemy is conducting a minefield sweeping operation. The opposing forces (OPFOR) element has a minefield placed in the enemy's path. The minefield is under constant observation and fire.

STANDARD: The OPFOR element defends a minefield against an enemy element conducting a minefield sweeping operation. 1. Prevents the unit from detecting the obstacle. 2. Disrupts the minefield sweeping operation. 3. Prevents the unit from conducting the minefield sweeping operation, prevents the unit from moving all personnel through the breach, or delays the completion of the minefield sweeping operation for more than 45 minutes.

TASK: Maintain Contact (5-OPFOR-0003)

CONDITION: The opposing forces (OPFOR) element is engaged with enemy base-defense forces. The enemy forces are withdrawing under pressure.

STANDARD: The OPFOR element maintains enemy contact while the enemy withdraws. 1. Engages the enemy forces decisively. 2. Advances the OPFOR as the enemy forces withdraw. 3. Inflicts heavy casualties. 4. Captures the members of the enemy force. 5. Captures documents and equipment. 6. Safeguards the captured documents, the equipment, and the personnel.

TASK: Conduct an Ambush (5-OPFOR-0007)

CONDITION: The enemy is moving in a convoy. The opposing forces (OPFOR) element is positioned along the enemy's route.

STANDARD: The OPFOR element inflicts casualties on the enemy and causes vehicle and equipment damage. 1. Prepares an ambush site before the element arrives. 2. Surprises march element forces. 3. Inflicts heavy casualties within the designated kill zone. 4. Inflicts heavy damage to the vehicles and the equipment within the designated kill zone. 5. Delays the march element from reaching a specified destination for a specified period of time. 6. Withdraws on order. 7. Sustains no casualties. 8. Reports actions to superiors.

- ELEMENTS:** Company
 Company Headquarters
 Maintenance Section
 Horizontal Construction Platoon
 Embankment Squad
 Grading and Compact Squad
 Excavation Squad
 Two General Construction Platoons
 Six General Construction Squads

TASK: Cross a Chemically Contaminated Area (03-3-C226.05-T01A)
 (FM 3-3)

ITERATION: 1M 2M 3M 4M 5M (Circle)

COMMANDER/LEADER ASSESSMENT: T P U (Circle)

CONDITIONS: The unit is en route to a new location on a designated route. The unit cannot move off that route and still complete its assigned mission. The unit discovers contamination on the route and is directed to cross the contaminated area. This task is always performed in MOPP4.

TASK STANDARDS: The unit crosses the contaminated area without suffering chemical-agent casualties.

TASK STEPS AND PERFORMANCE MEASURES	GO	NO-GO
<p>* 1. The element leader selects a route across the contaminated area.</p> <ul style="list-style-type: none"> a. Used a nuclear, biological, and chemical (NBC) 5 (chemical) report and/or reconnaissance reports to select a route. b. Selected a route that minimized exposure consistent with the mission. c. Obtained a route clearance and approval. <p>2. The element prepares to cross the area.</p> <ul style="list-style-type: none"> a. Assumed MOPP 4 for crossing the area. b. Ensured that all drivers, vehicle commanders, and leaders knew the march route or had strip maps. c. Ensured that all vehicles were buttoned up (mounted movement). d. Placed externally stored equipment inside the vehicle or covered it with available material. e. Attached M9 detector paper to soldiers and vehicles to provide warning of contamination. <p>3. The element crosses the area.</p> <ul style="list-style-type: none"> a. Avoided low ground, overhanging branches, and brush to the extent allowed by the tactical situation. b. Conducted dismounted movement, if necessary, as rapidly as possible. c. Crossed the area as quickly and as carefully as possible. <p>4. The element exits the contaminated area.</p> <ul style="list-style-type: none"> a. Checked for casualties. b. Reported casualties, if applicable. c. Conducted necessary decontamination. d. Continued the mission. 		

TASK PERFORMANCE / EVALUATION SUMMARY BLOCK							
ITERATION	1M	2M	3M	4M	5M		TOTAL
TOTAL TASK STEPS EVALUATED							
TOTAL TASK STEPS "GO"							
TRAINING STATUS "GO"/"NO-GO"							

"*" indicates a leader task step.

SUPPORTING INDIVIDUAL TASKS

Task Number	Task Title	References
031-503-1014	Identify Chemical Agents Using M8 Detector Paper	STP 21-1-SMCT
031-503-2004	Prepare and Submit NBC 4 Reports	STP 21-24-SMCT
031-503-3004	Supervise the Crossing of a Contaminated Area	STP 21-24-SMCT
071-329-1005	Determine a Location on the Ground by Terrain Association	STP 21-1-SMCT
121-030-3534	Report Casualties	STP 21-24-SMCT

SUPPORTING COLLECTIVE TASKS: NONE

OPFOR TASKS AND STANDARDS

TASK: Conduct an Ambush (5-OPFOR-0007)

CONDITION: The enemy is moving in a convoy. The opposing forces (OPFOR) element is positioned along the enemy's route.

STANDARD: The OPFOR element inflicts casualties on the enemy and causes vehicle and equipment damage. 1. Prepares an ambush site before the element arrives. 2. Surprises march element forces. 3. Inflicts heavy casualties within the designated kill zone. 4. Inflicts heavy damage to the vehicles and the equipment within the designated kill zone. 5. Delays the march element from reaching a specified destination for a specified period of time. 6. Withdraws on order. 7. Sustains no casualties. 8. Reports actions to superiors.

TASK: Conduct an Aerial Reconnaissance (5-OPFOR-0010)

CONDITION: The opposing forces (OPFOR) headquarters (HQ) element requires intelligence on the locations and identification of the enemy elements. Aircraft is dispatched to take photographs and make a visual inspection of the enemy rear area.

STANDARD: The OPFOR element gathers photograph intelligence of the enemy. 1. Photographs the assigned sectors. 2. Makes quick visual checks where the ceiling is low. 3. Locates enemy positions in the area, particularly support and storage bases, and command and control (C2) facilities. 4. Sustains no loss of aircraft. 5. Reports priority intelligence requirements (PIR) and other information requirements to the OPFOR HQ.

TASK: Conduct Terrorist and Saboteur Attacks (5-OPFOR-0005)

CONDITION: The opposing forces (OPFOR) element dispatches small teams into the enemy's rear area to disrupt combat service support (CSS) operations.

STANDARD: The enemy sustains disrupted command and control (C2), destroyed equipment and supplies, and light casualties. 1. Locates rear support bases and C2 facilities. 2. Delays and disrupts CSS operations through probes. 3. Infiltrates CSS bases to conduct sabotage and terrorist activities. 4. Inflicts light casualties. 5. Destroys supplies and equipment.

TASK: Disrupt Defensive Preparations (5-OPFOR-0018)

CONDITION: The opposing forces (OPFOR) element has located the enemy. Priority intelligence requirements (PIR) and other intelligence requirements obtained by OPFOR patrols indicate that the enemy elements are establishing defensive positions. The OPFOR element has automatic and antiarmor weapons and light mortars.

STANDARD: The OPFOR element disrupts and delays the enemy's defensive preparations. 1. Locates and penetrates the enemy's security system. 2. Forces the enemy to delay defensive preparations. 3. Disrupts the enemy's obstacle preparations.

TASK: Disrupt Movement (5-OPFOR-0014)

CONDITION: The enemy is expected to move through the opposing forces (OPFOR) element's area of operations. The OPFOR element has received an operation order (OPORD) or fragmentary order (FRAGO) to disrupt enemy movement. The enemy has the capability to defend with direct fire and antiarmor weapons.

STANDARD: The OPFOR element delays enemy movement. 1. Delays the element. 2. Forces the element to deviate from its route. 3. Prevents the element from reaching its destination. 4. Surprises the element's main body.

TASK: Defeat Obstacles (5-OPFOR-0009)

CONDITION: The opposing forces (OPFOR) element encounters an obstacle that blocks the avenue of approach as it advances upon the enemy forces.

STANDARD: The OPFOR element bypasses or breaches the enemy obstacle. 1. Detects the obstacle before halting its main body. 2. Defeats the obstacle. a. Bypasses the obstacle without entering the engagement areas. b. Breaches the obstacle within 45 minutes and passes its entire force through the obstacle. 3. Does not incur degradation to the point that the mission must be discontinued.

TASK: Disrupt a Route Reconnaissance (5-OPFOR-0021)

CONDITION: The enemy is conducting a route reconnaissance. The opposing forces (OPFOR) element is positioned along the enemy's route.

STANDARD: The OPFOR element attempts to disrupt a squad/section conducting a route reconnaissance. 1. Prevents the unit from meeting its specified time schedule. 2. Forces the unit to deviate from its specified route. 3. Prevents the unit from reaching its assigned destination. 4. Surprises the squad/section. 5. Inflicts casualties on the unit.

TASK: Disrupt a Net Control Station (NCS) (5-OPFOR-0019)

CONDITION: The enemy has established a NCS. The opposing forces (OPFOR) element has radio and jamming equipment.

STANDARD: The OPFOR element attempts to disrupt an NCS. 1. Attempts to locate the radio frequency that the unit is operating on. 2. Attempts to enter the radio net. 3. Attempts to issue "bogus" orders to a unit on the net. 4. Jams the radio frequency and forces the unit to go to an alternate frequency.

TASK: Disrupt Construction of Vehicle Fighting Positions (5-OPFOR-0020)

CONDITION: The opposing forces (OPFOR) element has located the enemy. The priority intelligence requirements (PIR) and other intelligence obtained by OPFOR patrols indicate the enemy is constructing vehicle fighting positions within its defensive area. The OPFOR element has automatic and antiarmor weapons and light mortars.

STANDARD: The OPFOR element attempts to disrupt the enemy's efforts to establish vehicle fighting positions. 1. Locates the defensive area. 2. Surprises the main body. 3. Penetrates the defensive area with squad-size probes. 4. Inflicts casualties on the unit. 5. Destroys vehicles. 6. Disrupts the unit's preparations (prevents or delays beyond the unit's allotted time).

TASK: Disrupt an Engineer Reconnaissance (5-OPFOR-0022)

CONDITION: The enemy is conducting an engineer reconnaissance. The opposing forces (OPFOR) element is positioned along the enemy's route.

STANDARD: The OPFOR element disrupts an engineer reconnaissance. 1. Prevents the unit from meeting its specified time schedule. 2. Forces the unit to deviate from its specified route. 3. Prevents the unit from accomplishing its assigned engineer reconnaissance. 4. Surprises the unit conducting the reconnaissance.

TASK: Conduct an Attack (5-OPFOR-0008)

CONDITION: The enemy is conducting tactical operations. The opposing forces (OPFOR) element receives orders to attack the enemy, the area of occupation, or the main supply route (MSR) with smoke.

STANDARD: The OPFOR element disrupts the enemy's movement and smoke operations. 1. Determines the delivery method of the smoke attack. 2. Locates the target. 3. Delivers the smoke attack downwind. 4. Attacks the enemy with smoke, and surge attacks when the enemy responds to the smoke.

TASK: Disrupt Quartering Party Operations (5-OPFOR-0017)

CONDITION: The enemy is conducting quartering party operations. It has established an assembly area (AA) but has not moved in the main body.

STANDARD: The opposing forces (OPFOR) element attempts to disrupt quartering party operations and infiltrate the enemy's AA. 1. Locates the quartering party and the AA. 2. Surprises the main body. 3. Penetrates the AA with squad-size probes. 4. Inflicts personnel casualties and vehicle damage. 5. Disrupts the unit's preparations (prevents or delays beyond the unit's allotted time).

TASK: Disrupt Enemy Movement and Operations Using Tactical Nuclear Weapons (5-OPFOR-0016)

CONDITION: The opposing forces (OPFOR) element has located the enemy. Priority intelligence requirements (PIR) and other intelligence requirements have been obtained by OPFOR patrols. Tactical nuclear weapons are employed against key locations in the rear area.

STANDARD: The OPFOR element disrupts enemy movement and operations. 1. Disrupts or delays the movement of the enemy's equipment and supplies to the forward areas. 2. Destroys enemy equipment and supplies. 3. Inflicts a high rate of nuclear casualties among the enemy forces. 4. Denies the enemy the use of specified areas. 5. Contaminates the enemy's equipment and supplies.

TASK: Disrupt Assembly Area (AA) Activities (5-OPFOR-0013)

CONDITION: Intelligence reports indicate that platoon- and company-size enemy units are operating in the opposing forces (OPFOR) area of operations. Enemy units can defend from AAs with direct fire, antiarmor weapons, and indirect fire. The enemy has close air support (CAS) and nuclear, biological, and chemical (NBC) capabilities.

STANDARD: The OPFOR element locates and disrupts the enemy's AA activities. 1. Locates the element's AA. 2. Probes the AA with squad- or team-size elements. 3. Inflicts more than 5 percent casualties on the element. 4. Disrupts the element's preparations (prevents or delays beyond the element's allotted time).

TASK: Disrupt Enemy Movement and Operations Using Persistent and Nonpersistent Chemical Weapons (5-OPFOR-0015)

CONDITION: The opposing forces (OPFOR) element has located the enemy. Priority intelligence requirements (PIR) and other intelligence requirements have been obtained by OPFOR patrols. The OPFOR units deliver chemical agents, by means of conventional artillery weapons or aircraft, along selected supply routes and key bases in the rear area.

STANDARD: The OPFOR element disrupts enemy movement and operations using persistent and nonpersistent chemical weapons. 1. Delivers chemical agents in low and densely wooded areas. 2. Delays the movement of enemy supplies and equipment to the forward areas. 3. Restricts the movement of the enemy units in the rear area. 4. Channels the movement of enemy units into predesignated ambush areas. 5. Contaminates enemy supplies and equipment. 6. Inflicts a high rate of casualties on enemy forces.

TASK: Counter Passage of Lines (5-OPFOR-0012)

CONDITION: Enemy forces are in defensive positions, but they are expected to attempt passage-of-lines operations. The opposing forces (OPFOR) received orders to disrupt enemy passage-of-lines operations.

STANDARD: The OPFOR element delays or prevents enemy passage of lines. 1. Delays the passage. 2. Prevents the company from moving all personnel through the stationary unit. 3. Engages the main body of either the moving or the stationary unit.

TASK: Conduct Air Attacks (5-OPFOR-0002)

CONDITION: The opposing forces (OPFOR) element in the rear area has forwarded the positions of the enemy support sites or the locations of moving elements. The OPFOR aircraft have been dispatched to attack enemy installations or convoys.

STANDARD: The OPFOR element attempts to delay, disrupt, or damage the enemy targets by air. 1. Locates the target (support sites or convoys). 2. Makes attack runs on the designated targets. 3. Inflicts heavy damage to the selected target. 4. Sustains no loss of aircraft. 5. Delays moving the force for more than one hour.

TASK: Surrender to the Capturing Unit on the Battlefield (5-OPFOR-0024)

CONDITION: The enemy has captured opposing forces (OPFOR) element's soldiers, documents, and equipment sensitive to the OPFOR tactical operations.

STANDARD: The OPFOR soldiers retain or destroy documents and equipment. The OPFOR element surrenders the documents and the equipment of no tactical use to the enemy and attempts to conceal or destroy items of tactical value. The OPFOR element attempts escape and evasion. 1. Prevents the successful capture of the documents and the equipment. 2. Destroys the documents and the equipment. 3. Removes identifying markings from the equipment. 4. Removes unit-identifying insignia. 5. Provides misleading information. 6. Plans an escape. 7. Delays movement to the nearest collection point. 8. Prevents safeguarding of the enemy prisoners of war (EPWs) in order to cause embarrassment to the United States (US).

TASK: Conduct a Raid (5-OPFOR-0004)

CONDITION: The opposing forces (OPFOR) element has occupied an objective rally point and has orders to conduct a raid on a combat service support (CSS) base.

STANDARD: The OPFOR element infiltrates the enemy's base and destroys all of the targets. 1. Surprises the enemy forces. 2. Assaults the support base and accomplishes the assigned tasks. 3. Destroys the specified equipment and supplies. 4. Avoids being decisively engaged. 5. Withdraws all personnel from the objective areas within the time prescribed. 6. Obtains all priority intelligence requirements (PIR) from the raid site. 7. Sustains only light casualties from enemy fire.

TASK: Attack (5-OPFOR-0001)

CONDITION: The opposing forces (OPFOR) element has located the enemy. The priority intelligence requirements (PIR) and the other intelligence requirements have been obtained by OPFOR patrols. The OPFOR element has automatic and antiarmor weapons and light mortars.

STANDARD: The OPFOR element attempts to seize the terrain, the vehicles, or the equipment. 1. Develops an attack plan. 2. Surprises the enemy unit's main body. 3. Initiates the attack using a scheme of maneuver that exploits the enemy's flanks, gaps, and weaknesses. 4. Uses covered and concealed routes to approach the enemy forces' flanks, gaps, or weakly held areas. 5. Employs indirect fire to support the attack. 6. Penetrates enemy defenses. 7. Destroys the equipment and the supplies. 8. Inflicts heavy casualties. 9. Isolates the combat service support (CSS) base by blocking the reinforcements. 10. Forces the enemy units to displace. 11. Avoids being fixed in one position. 12. Withdraws before the CSS base is reinforced with tactical combat forces.

TASK: Defend a Minefield (5-OPFOR-0023)

CONDITION: The enemy is conducting a minefield sweeping operation. The opposing forces (OPFOR) element has a minefield placed in the enemy's path. The minefield is under constant observation and fire.

STANDARD: The OPFOR element defends a minefield against an enemy element conducting a minefield sweeping operation. 1. Prevents the unit from detecting the obstacle. 2. Disrupts the minefield sweeping operation. 3. Prevents the unit from conducting the minefield sweeping operation, prevents the unit from moving all personnel through the breach, or delays the completion of the minefield sweeping operation for more than 45 minutes.

TASK: Maintain Contact (5-OPFOR-0003)

CONDITION: The opposing forces (OPFOR) element is engaged with enemy base-defense forces. The enemy forces are withdrawing under pressure.

STANDARD: The OPFOR element maintains enemy contact while the enemy withdraws. 1. Engages the enemy forces decisively. 2. Advances the OPFOR as the enemy forces withdraw. 3. Inflicts heavy casualties. 4. Captures the members of the enemy force. 5. Captures documents and equipment. 6. Safeguards the captured documents, the equipment, and the personnel.

- ELEMENTS:** Company Headquarters
 Maintenance Section
 Horizontal Construction Platoon
 Embankment Squad
 Grading and Compact Squad
 Excavation Squad
 Two General Construction Platoons
 Six General Construction Squads

TASK: Camouflage Vehicles and Equipment (05-2-0301)
 (FM 20-3)

ITERATION:	1	2	3	4	5	M	(Circle)
COMMANDER/LEADER ASSESSMENT:			T	P	U		(Circle)

CONDITIONS: The unit is tactically deployed. The enemy has air and ground surveillance capability, to include infrared sensors. Camouflage resources are available. Digital units have performed functionality checks, and systems are operational. Some iterations of this task should be performed in MOPP4.

TASK STANDARDS: Vehicles, equipment, and individual fighting positions cannot be detected by ground forces within small-arms range. The element's location or identity cannot be determined through aerial photographs or ground surveillance radar (GSR). Digital units send and receive reports using frequency-modulated (FM) or digital means. The time required to perform this task is increased when conducting it in mission-oriented protection posture (MOPP) 4.

TASK STEPS AND PERFORMANCE MEASURES	GO	NO-GO
* 1. The element leader selects concealed vehicle positions and traffic routes. <ul style="list-style-type: none"> a. Ensured that the vehicle operators used concealed routes whenever possible, following and paralleling hedges, woods, fences, cultivated fields, and other natural terrain features. b. Ensured that the vehicle's track signature continued past the parked location to another logical spot. 2. Operators maneuver vehicles along concealed routes. <ul style="list-style-type: none"> a. Used existing tracks. b. Avoided movement near terrain features (such as hilltops and road intersections) that may have been used as a reference point by the enemy's ground or aerial fires. c. Obliterated vehicle tracks where they turned, concealing vehicle positions. 3. The element conceals vehicles and equipment. <ul style="list-style-type: none"> a. Positioned vehicles and equipment under natural cover or in shadows. b. Positioned vehicles and equipment so that their shapes blended with the surroundings. c. Used natural materials to distort and combine with the shapes or shadows of vehicles and equipment. d. Blended natural materials with the surrounding area. e. Replaced cut vegetation when it withered or changed color. f. Used nets to create shadows. g. Used camouflage-screening systems to enhance natural materials. h. Kept heat sources (generators, engines, and mess areas) under screening systems, even when using natural concealment. i. Covered shiny objects such as windshields, headlights, cab windows, and wet vehicle bodies. 		

TASK STEPS AND PERFORMANCE MEASURES	GO	NO-GO
j. Dug in (if in desert or open terrain) when the situation permitted. k. Concealed vehicle track signatures in snow-covered terrain. l. Disguised vehicles and equipment to change their appearance or to resemble something of lesser or greater threat to the enemy. * 4. Leaders enforce camouflage discipline. a. Ensured that the element's activities did not change the area's appearance or reveal the presence of military equipment. b. Enforced measures to maintain blackout conditions at night. c. Ensured that measures were taken to eliminate or reduce noise by muffling or masking it with the terrain, deflade positions, or shields. d. Ensured the prompt and complete police of debris or spoil from the area. * 5. Leaders know when opposing forces (OPFOR) surveillance is overhead. a. Received satellite transmission (SATRAN) information from higher headquarters (HQ). b. Disseminated pertinent SATRAN information to subordinates. c. Incorporated SATRAN information into the tactical plan.		

TASK PERFORMANCE / EVALUATION SUMMARY BLOCK							
ITERATION	1	2	3	4	5	M	TOTAL
TOTAL TASK STEPS EVALUATED							
TOTAL TASK STEPS "GO"							
TRAINING STATUS "GO"/"NO-GO"							

"*" indicates a leader task step.

SUPPORTING INDIVIDUAL TASKS

Task Number	Task Title	References
071-326-5705	Establish an Observation Post	STP 21-24-SMCT
071-328-5301	Inspect Personnel/Equipment	STP 21-24-SMCT
071-331-0815	Practice Noise, Light, and Litter Discipline	STP 21-1-SMCT
071-430-0006	Conduct a Defense by a Platoon	STP 21-24-SMCT

SUPPORTING COLLECTIVE TASKS: NONE

OPFOR TASKS AND STANDARDS

TASK: Conduct Sniper Operations (5-OPFOR-0006)

CONDITION: The opposing forces (OPFOR) element has assigned snipers (regular or irregular elements) in the enemy's rear area along the main supply route (MSR) and near support sites.

STANDARD: The OPFOR element kills or wounds targets. 1. Sets up a well-concealed location. 2. Engages vehicle drivers or personnel on foot with short bursts of semiautomatic fire. 3. Kills or wounds selected targets. 4. Prevents the position from being discovered by enemy forces. 5. Evacuates the area without being spotted. 6. Reports all specified priority intelligence requirements (PIR) and other intelligence requirements to the OPFOR headquarters (HQ).

TASK: Disrupt Defensive Preparations (5-OPFOR-0018)

CONDITION: The opposing forces (OPFOR) element has located the enemy. Priority intelligence requirements (PIR) and other intelligence requirements obtained by OPFOR patrols indicate that the enemy elements are establishing defensive positions. The OPFOR element has automatic and antiarmor weapons and light mortars.

STANDARD: The OPFOR element disrupts and delays the enemy's defensive preparations. 1. Locates and penetrates the enemy's security system. 2. Forces the enemy to delay defensive preparations. 3. Disrupts the enemy's obstacle preparations.

TASK: Disrupt Movement (5-OPFOR-0014)

CONDITION: The enemy is expected to move through the opposing forces (OPFOR) element's area of operations. The OPFOR element has received an operation order (OPORD) or fragmentary order (FRAGO) to disrupt enemy movement. The enemy has the capability to defend with direct fire and antiarmor weapons.

STANDARD: The OPFOR element delays enemy movement. 1. Delays the element. 2. Forces the element to deviate from its route. 3. Prevents the element from reaching its destination. 4. Surprises the element's main body.

TASK: Defeat Obstacles (5-OPFOR-0009)

CONDITION: The opposing forces (OPFOR) element encounters an obstacle that blocks the avenue of approach as it advances upon the enemy forces.

STANDARD: The OPFOR element bypasses or breaches the enemy obstacle. 1. Detects the obstacle before halting its main body. 2. Defeats the obstacle. a. Bypasses the obstacle without entering the engagement areas. b. Breaches the obstacle within 45 minutes and passes its entire force through the obstacle. 3. Does not incur degradation to the point that the mission must be discontinued.

TASK: Conduct an Attack (5-OPFOR-0008)

CONDITION: The enemy is conducting tactical operations. The opposing forces (OPFOR) element receives orders to attack the enemy, the area of occupation, or the main supply route (MSR) with smoke.

STANDARD: The OPFOR element disrupts the enemy's movement and smoke operations. 1. Determines the delivery method of the smoke attack. 2. Locates the target. 3. Delivers the smoke attack downwind. 4. Attacks the enemy with smoke, and surge attacks when the enemy responds to the smoke.

TASK: Disrupt a Route Reconnaissance (5-OPFOR-0021)

CONDITION: The enemy is conducting a route reconnaissance. The opposing forces (OPFOR) element is positioned along the enemy's route.

STANDARD: The OPFOR element attempts to disrupt a squad/section conducting a route reconnaissance. 1. Prevents the unit from meeting its specified time schedule. 2. Forces the unit to deviate from its specified route. 3. Prevents the unit from reaching its assigned destination. 4. Surprises the squad/section. 5. Inflicts casualties on the unit.

TASK: Conduct Terrorist and Saboteur Attacks (5-OPFOR-0005)

CONDITION: The opposing forces (OPFOR) element dispatches small teams into the enemy's rear area to disrupt combat service support (CSS) operations.

STANDARD: The enemy sustains disrupted command and control (C2), destroyed equipment and supplies, and light casualties. 1. Locates rear support bases and C2 facilities. 2. Delays and disrupts CSS operations through probes. 3. Infiltrates CSS bases to conduct sabotage and terrorist activities. 4. Inflicts light casualties. 5. Destroys supplies and equipment.

TASK: Disrupt a Net Control Station (NCS) (5-OPFOR-0019)

CONDITION: The enemy has established a NCS. The opposing forces (OPFOR) element has radio and jamming equipment.

STANDARD: The OPFOR element attempts to disrupt an NCS. 1. Attempts to locate the radio frequency that the unit is operating on. 2. Attempts to enter the radio net. 3. Attempts to issue "bogus" orders to a unit on the net. 4. Jams the radio frequency and forces the unit to go to an alternate frequency.

TASK: Disrupt Construction of Vehicle Fighting Positions (5-OPFOR-0020)

CONDITION: The opposing forces (OPFOR) element has located the enemy. The priority intelligence requirements (PIR) and other intelligence obtained by OPFOR patrols indicate the enemy is constructing vehicle fighting positions within its defensive area. The OPFOR element has automatic and antiarmor weapons and light mortars.

STANDARD: The OPFOR element attempts to disrupt the enemy's efforts to establish vehicle fighting positions. 1. Locates the defensive area. 2. Surprises the main body. 3. Penetrates the defensive area with squad-size probes. 4. Inflicts casualties on the unit. 5. Destroys vehicles. 6. Disrupts the unit's preparations (prevents or delays beyond the unit's allotted time).

TASK: Conduct an Ambush (5-OPFOR-0007)

CONDITION: The enemy is moving in a convoy. The opposing forces (OPFOR) element is positioned along the enemy's route.

STANDARD: The OPFOR element inflicts casualties on the enemy and causes vehicle and equipment damage. 1. Prepares an ambush site before the element arrives. 2. Surprises march element forces. 3. Inflicts heavy casualties within the designated kill zone. 4. Inflicts heavy damage to the vehicles and the equipment within the designated kill zone. 5. Delays the march element from reaching a specified destination for a specified period of time. 6. Withdraws on order. 7. Sustains no casualties. 8. Reports actions to superiors.

TASK: Conduct an Aerial Reconnaissance (5-OPFOR-0010)

CONDITION: The opposing forces (OPFOR) headquarters (HQ) element requires intelligence on the locations and identification of the enemy elements. Aircraft is dispatched to take photographs and make a visual inspection of the enemy rear area.

STANDARD: The OPFOR element gathers photograph intelligence of the enemy. 1. Photographs the assigned sectors. 2. Makes quick visual checks where the ceiling is low. 3. Locates enemy positions in the area, particularly support and storage bases, and command and control (C2) facilities. 4. Sustains no loss of aircraft. 5. Reports priority intelligence requirements (PIR) and other information requirements to the OPFOR HQ.

TASK: Disrupt Quartering Party Operations (5-OPFOR-0017)

CONDITION: The enemy is conducting quartering party operations. It has established an assembly area (AA) but has not moved in the main body.

STANDARD: The opposing forces (OPFOR) element attempts to disrupt quartering party operations and infiltrate the enemy's AA. 1. Locates the quartering party and the AA. 2. Surprises the main body. 3. Penetrates the AA with squad-size probes. 4. Inflicts personnel casualties and vehicle damage. 5. Disrupts the unit's preparations (prevents or delays beyond the unit's allotted time).

TASK: Disrupt Enemy Movement and Operations Using Persistent and Nonpersistent Chemical Weapons (5-OPFOR-0015)

CONDITION: The opposing forces (OPFOR) element has located the enemy. Priority intelligence requirements (PIR) and other intelligence requirements have been obtained by OPFOR patrols. The OPFOR units deliver chemical agents, by means of conventional artillery weapons or aircraft, along selected supply routes and key bases in the rear area.

STANDARD: The OPFOR element disrupts enemy movement and operations using persistent and nonpersistent chemical weapons. 1. Delivers chemical agents in low and densely wooded areas. 2. Delays the movement of enemy supplies and equipment to the forward areas. 3. Restricts the movement of the enemy units in the rear area. 4. Channels the movement of enemy units into predesignated ambush areas. 5. Contaminates enemy supplies and equipment. 6. Inflicts a high rate of casualties on enemy forces.

TASK: Disrupt Enemy Movement and Operations Using Tactical Nuclear Weapons (5-OPFOR-0016)

CONDITION: The opposing forces (OPFOR) element has located the enemy. Priority intelligence requirements (PIR) and other intelligence requirements have been obtained by OPFOR patrols. Tactical nuclear weapons are employed against key locations in the rear area.

STANDARD: The OPFOR element disrupts enemy movement and operations. 1. Disrupts or delays the movement of the enemy's equipment and supplies to the forward areas. 2. Destroys enemy equipment and supplies. 3. Inflicts a high rate of nuclear casualties among the enemy forces. 4. Denies the enemy the use of specified areas. 5. Contaminates the enemy's equipment and supplies.

TASK: Counter Passage of Lines (5-OPFOR-0012)

CONDITION: Enemy forces are in defensive positions, but they are expected to attempt passage-of-lines operations. The opposing forces (OPFOR) received orders to disrupt enemy passage-of-lines operations.

STANDARD: The OPFOR element delays or prevents enemy passage of lines. 1. Delays the passage. 2. Prevents the company from moving all personnel through the stationary unit. 3. Engages the main body of either the moving or the stationary unit.

TASK: Conduct a Raid (5-OPFOR-0004)

CONDITION: The opposing forces (OPFOR) element has occupied an objective rally point and has orders to conduct a raid on a combat service support (CSS) base.

STANDARD: The OPFOR element infiltrates the enemy's base and destroys all of the targets. 1. Surprises the enemy forces. 2. Assaults the support base and accomplishes the assigned tasks. 3. Destroys the specified equipment and supplies. 4. Avoids being decisively engaged. 5. Withdraws all personnel from the objective areas within the time prescribed. 6. Obtains all priority intelligence requirements (PIR) from the raid site. 7. Sustains only light casualties from enemy fire.

TASK: Defend a Minefield (5-OPFOR-0023)

CONDITION: The enemy is conducting a minefield sweeping operation. The opposing forces (OPFOR) element has a minefield placed in the enemy's path. The minefield is under constant observation and fire.

STANDARD: The OPFOR element defends a minefield against an enemy element conducting a minefield sweeping operation. 1. Prevents the unit from detecting the obstacle. 2. Disrupts the minefield sweeping operation. 3. Prevents the unit from conducting the minefield sweeping operation, prevents the unit from moving all personnel through the breach, or delays the completion of the minefield sweeping operation for more than 45 minutes.

TASK: Conduct Air Attacks (5-OPFOR-0002)

CONDITION: The opposing forces (OPFOR) element in the rear area has forwarded the positions of the enemy support sites or the locations of moving elements. The OPFOR aircraft have been dispatched to attack enemy installations or convoys.

STANDARD: The OPFOR element attempts to delay, disrupt, or damage the enemy targets by air. 1. Locates the target (support sites or convoys). 2. Makes attack runs on the designated targets. 3. Inflicts heavy damage to the selected target. 4. Sustains no loss of aircraft. 5. Delays moving the force for more than one hour.

TASK: Surrender to the Capturing Unit on the Battlefield (5-OPFOR-0024)

CONDITION: The enemy has captured opposing forces (OPFOR) element's soldiers, documents, and equipment sensitive to the OPFOR tactical operations.

STANDARD: The OPFOR soldiers retain or destroy documents and equipment. The OPFOR element surrenders the documents and the equipment of no tactical use to the enemy and attempts to conceal or destroy items of tactical value. The OPFOR element attempts escape and evasion. 1. Prevents the successful capture of the documents and the equipment. 2. Destroys the documents and the equipment. 3. Removes identifying markings from the equipment. 4. Removes unit-identifying insignia. 5. Provides misleading information. 6. Plans an escape. 7. Delays movement to the nearest collection point. 8. Prevents safeguarding of the enemy prisoners of war (EPWs) in order to cause embarrassment to the United States (US).

TASK: Attack (5-OPFOR-0001)

CONDITION: The opposing forces (OPFOR) element has located the enemy. The priority intelligence requirements (PIR) and the other intelligence requirements have been obtained by OPFOR patrols. The OPFOR element has automatic and antiarmor weapons and light mortars.

STANDARD: The OPFOR element attempts to seize the terrain, the vehicles, or the equipment. 1. Develops an attack plan. 2. Surprises the enemy unit's main body. 3. Initiates the attack using a scheme of maneuver that exploits the enemy's flanks, gaps, and weaknesses. 4. Uses covered and concealed routes to approach the enemy forces' flanks, gaps, or weakly held areas. 5. Employs indirect fire to support the attack. 6. Penetrates enemy defenses. 7. Destroys the equipment and the supplies. 8. Inflicts heavy casualties. 9. Isolates the combat service support (CSS) base by blocking the reinforcements. 10. Forces the enemy units to displace. 11. Avoids being fixed in one position. 12. Withdraws before the CSS base is reinforced with tactical combat forces.

TASK: Disrupt Assembly Area (AA) Activities (5-OPFOR-0013)

CONDITION: Intelligence reports indicate that platoon- and company-size enemy units are operating in the opposing forces (OPFOR) area of operations. Enemy units can defend from AAs with direct fire, antiarmor weapons, and indirect fire. The enemy has close air support (CAS) and nuclear, biological, and chemical (NBC) capabilities.

STANDARD: The OPFOR element locates and disrupts the enemy's AA activities. 1. Locates the element's AA. 2. Probes the AA with squad- or team-size elements. 3. Inflicts more than 5 percent casualties on the element. 4. Disrupts the element's preparations (prevents or delays beyond the element's allotted time).

TASK: Disrupt an Engineer Reconnaissance (5-OPFOR-0022)

CONDITION: The enemy is conducting an engineer reconnaissance. The opposing forces (OPFOR) element is positioned along the enemy's route.

STANDARD: The OPFOR element disrupts an engineer reconnaissance. 1. Prevents the unit from meeting its specified time schedule. 2. Forces the unit to deviate from its specified route. 3. Prevents the unit from accomplishing its assigned engineer reconnaissance. 4. Surprises the unit conducting the reconnaissance.

TASK: Maintain Contact (5-OPFOR-0003)

CONDITION: The opposing forces (OPFOR) element is engaged with enemy base-defense forces. The enemy forces are withdrawing under pressure.

STANDARD: The OPFOR element maintains enemy contact while the enemy withdraws. 1. Engages the enemy forces decisively. 2. Advances the OPFOR as the enemy forces withdraw. 3. Inflicts heavy casualties. 4. Captures the members of the enemy force. 5. Captures documents and equipment. 6. Safeguards the captured documents, the equipment, and the personnel.

- ELEMENTS:** Company Headquarters
 Maintenance Section
 Horizontal Construction Platoon
 Embankment Squad
 Grading and Compact Squad
 Excavation Squad
 Two General Construction Platoons
 Six General Construction Squads

TASK: Defend a Convoy Against a Ground Attack (05-2-0911)
 (FM 55-30) (FM 21-75) (FM 24-19)
 (FM 24-35) (FM 24-35-1) (FM 71-1)

ITERATION: 1 2 3 4 5 M (Circle)

COMMANDER/LEADER ASSESSMENT: T P U (Circle)

CONDITIONS: The team is performing continuous operations. An enemy squad- to platoon-size force attacks the convoy's main body. The operation order (OPORD) and rules of engagement (ROE) provide guidance for the mission and actions to take upon contact. Some iterations of this task should be performed in MOPP4.

TASK STANDARDS: The convoy protects itself and attacks or disengages from the enemy. The convoy minimizes casualties or damage by taking immediate-action measures. Digital units send and receive orders and reports using frequency-modulated (FM) or digital means to conduct combat operations. The time required to perform this task is increased when conducting it in mission-oriented protection posture (MOPP) 4.

TASK STEPS AND PERFORMANCE MEASURES	GO	NO-GO
<p>* 1. The element leader prepares for combat operations. NOTE: Digital units set stale settings to provide current friendly and enemy unit locations.</p> <ul style="list-style-type: none"> a. Designated and positioned the security elements throughout the convoy (front, rear, and flank). b. Established radio communications with security elements. c. Designated actions upon enemy contact (action front, left, right, or rear; air attack; or indirect fire). d. Assigned each armed vehicle a sector of fire for the movement, and ensured that the convoy had 360-degree coverage while moving. e. Designated en route rally points and the actions to be taken at those points. f. Coordinated with the battalion Operations and Training Officer (US Army) (S3) for indirect fire along the planned route. g. Received an update from the battalion Intelligence Officer (US Army) (S2) on probable enemy actions influencing the convoy route or the mission. <p>NOTE: Digital units receive updated intelligence information through the Force XXI Command Brigade and Below (FBCB2) System or the Maneuver Control System (MCS).</p> <p>2. The element prepares for combat operations.</p> <ul style="list-style-type: none"> a. Loaded vehicles, stowed or tied down all loose equipment, and ensured that there was enough space to bring weapons to bear. <p>NOTE: Air guards are present.</p> <ul style="list-style-type: none"> b. Ensured that weapons were functional and had their basic load of ammunition. 		

TASK STEPS AND PERFORMANCE MEASURES	GO	NO-GO
<p>c. Rehearsed the procedures for enemy contact before the start point (SP). d. Ensured that each vehicle commander knew the route and all standing operating procedures (SOPs).</p> <p>3. The convoy reacts to enemy contact. a. Scanned the area for the enemy and returned fire at identified enemy positions. b. Sought available cover. c. Maneuvered vehicles to allow the gunner to engage the enemy, and moved all unarmed vehicles to cover. d. Provided suppressive gunnery fire on the enemy. e. Deployed the security teams, and reported the situation to the element leader.</p> <p>* 4. The element leader develops the situation. a. Initiated fire and maneuver. b. Requested indirect-fire support. c. Sought information on the enemy's strength, composition, and disposition. d. Evaluated the direction and volume of the enemy fire, confirmed or suspected enemy positions, and the terrain capacity for the masking forces.</p> <p>* 5. The element leader selects a course of action based on mission, enemy, terrain, troops, time available, and civilian considerations (METT-TC) factors and the developing situation. a. Maneuvered to attack the enemy's flank. b. Conducted a frontal assault. c. Broke contact and moved away from the enemy position by fire and maneuver.</p> <p>6. The security element engages the enemy (within capabilities).</p> <p>* 7. The element leader reports the tactical situation to higher headquarters (HQ).</p> <p>8. The element reorganizes and resumes its convoy. a. Reconstituted the security force. b. Treated and evacuated casualties. c. Reported casualties. d. Redistributed ammunition and equipment. e. Recovered any damaged equipment, or destroyed it in place.</p>		

TASK PERFORMANCE / EVALUATION SUMMARY BLOCK							
ITERATION	1	2	3	4	5	M	TOTAL
TOTAL TASK STEPS EVALUATED							
TOTAL TASK STEPS "GO"							
TRAINING STATUS "GO"/"NO-GO"							

"*" indicates a leader task step.

SUPPORTING INDIVIDUAL TASKS

Task Number	Task Title	References
052-194-3500	Conduct a Patrol	STP 5-12B24-SM-TG
061-283-1002	Locate a Target by Grid Coordinates	STP 5-62G13-SM-TG STP 21-24-SMCT

SUPPORTING INDIVIDUAL TASKS

Task Number	Task Title	References
071-326-5505	Issue an Oral Operation Order	STP 5-12B24-SM-TG STP 5-62G13-SM-TG
071-326-5605	Control Movement of a Fire Team	STP 5-12B24-SM-TG STP 5-62G13-SM-TG
071-326-5611	Conduct the Maneuver of a Squad	STP 5-12B24-SM-TG STP 5-62G13-SM-TG
071-332-5022	Prepare a Battalion Situation Report (SITREP)	STP 21-24-SMCT
081-831-0101	Request Medical Evacuation	STP 21-24-SMCT
091-309-0711	Direct Vehicle and Equipment Recovery Operations	STP 21-24-SMCT
113-573-0002	Conduct Operations Security (OPSEC) Procedures	STP 21-24-SMCT
113-573-8006	Use an Automated Signal Operation Instruction (SOI)	STP 21-24-SMCT
121-030-3534	Report Casualties	STP 21-24-SMCT

SUPPORTING COLLECTIVE TASKS

Task Number	Task Title	References
07-2-1301.05-T01A	Conduct a Convoy	ARTEP 5-025-66-MTP ARTEP 5-026-34-MTP ARTEP 5-027-10-MTP ARTEP 5-027-35-MTP ARTEP 5-053-11-MTP ARTEP 5-053-12-MTP ARTEP 5-053-35-MTP ARTEP 5-063-10-MTP ARTEP 5-063-11-MTP ARTEP 5-063-35-MTP ARTEP 5-113-11-MTP ARTEP 5-113-12-MTP ARTEP 5-113-35-MTP ARTEP 5-145-12-MTP ARTEP 5-145-32-MTP ARTEP 5-155-66-MTP ARTEP 5-156-34-MTP ARTEP 5-157-10-MTP ARTEP 5-157-35-MTP ARTEP 5-215-66-MTP ARTEP 5-216-34-MTP ARTEP 5-217-10-MTP ARTEP 5-217-35-MTP ARTEP 5-332-68-MTP ARTEP 5-335-60-MTP ARTEP 5-335-65-MTP ARTEP 5-335-70-MTP ARTEP 5-336-34-MTP ARTEP 5-337-10-MTP ARTEP 5-337-35-MTP ARTEP 5-413-35-MTP ARTEP 5-416-14-MTP ARTEP 5-416-34-MTP

SUPPORTING COLLECTIVE TASKS

Task Number	Task Title	References
		ARTEP 5-417-13-MTP
		ARTEP 5-417-17-MTP
		ARTEP 5-417-35-MTP
		ARTEP 5-423-11-MTP
		ARTEP 5-423-35-MTP
		ARTEP 5-424-35-MTP
		ARTEP 5-425-66-MTP
		ARTEP 5-426-34-MTP
		ARTEP 5-427-10-MTP
		ARTEP 5-427-35-MTP
		ARTEP 5-434-35-MTP
		ARTEP 5-435-67-MTP
		ARTEP 5-436-35-MTP
		ARTEP 5-436-37-MTP
		ARTEP 5-437-10-MTP
		ARTEP 5-437-11-MTP
		ARTEP 5-437-36-MTP
		ARTEP 5-437-38-MTP
		ARTEP 5-443-35-MTP
		ARTEP 5-445-64-MTP
		ARTEP 5-445-66-MTP
		ARTEP 5-446-34-MTP
		ARTEP 5-446-36-MTP
		ARTEP 5-447-10-MTP
		ARTEP 5-447-11-MTP
		ARTEP 5-447-35-MTP
		ARTEP 5-447-37-MTP
		ARTEP 5-463-10-MTP
		ARTEP 5-463-12-MTP
		ARTEP 5-463-15-MTP
		ARTEP 5-463-17-MTP
		ARTEP 5-463-35-MTP
		ARTEP 5-463-36-MTP
		ARTEP 5-473-35-MTP
		ARTEP 5-500-22-MTP
		ARTEP 5-500-24-MTP
		ARTEP 5-500-66-MTP
		ARTEP 5-510-10-MTP
		ARTEP 5-510-12-MTP
		ARTEP 5-510-14-MTP
		ARTEP 5-510-16-MTP
		ARTEP 5-510-18-MTP
		ARTEP 5-520-10-MTP
		ARTEP 5-520-12-MTP
		ARTEP 5-520-14-MTP
		ARTEP 5-530-10-MTP
		ARTEP 5-530-12-MTP
		ARTEP 5-530-14-MTP
		ARTEP 5-530-16-MTP
		ARTEP 5-540-10-MTP
		ARTEP 5-540-11-MTP
		ARTEP 5-540-12-MTP
		ARTEP 5-540-13-MTP

SUPPORTING COLLECTIVE TASKS

Task Number	Task Title	References
07-3-1112.05-T01A	React to an Ambush	ARTEP 5-603-35-MTP ARTEP 5-606-34-MTP ARTEP 5-607-35-MTP ARTEP 5-608-35-MTP ARTEP 5-616-34-MTP ARTEP 5-617-10-MTP ARTEP 5-617-11-MTP ARTEP 5-617-35-MTP ARTEP 5-025-66-MTP ARTEP 5-026-34-MTP ARTEP 5-027-10-MTP ARTEP 5-027-35-MTP ARTEP 5-053-11-MTP ARTEP 5-053-12-MTP ARTEP 5-053-35-MTP ARTEP 5-063-10-MTP ARTEP 5-063-11-MTP ARTEP 5-063-35-MTP ARTEP 5-113-11-MTP ARTEP 5-113-12-MTP ARTEP 5-113-35-MTP ARTEP 5-145-12-MTP ARTEP 5-145-32-MTP ARTEP 5-155-66-MTP ARTEP 5-156-34-MTP ARTEP 5-157-10-MTP ARTEP 5-157-35-MTP ARTEP 5-215-66-MTP ARTEP 5-216-34-MTP ARTEP 5-217-10-MTP ARTEP 5-217-35-MTP ARTEP 5-332-68-MTP ARTEP 5-335-60-MTP ARTEP 5-335-65-MTP ARTEP 5-335-70-MTP ARTEP 5-335-DRILL ARTEP 5-336-34-MTP ARTEP 5-337-10-MTP ARTEP 5-337-35-MTP ARTEP 5-402-33-MTP ARTEP 5-402-68-MTP ARTEP 5-412-68-MTP ARTEP 5-412-69-MTP ARTEP 5-413-35-MTP ARTEP 5-416-14-MTP ARTEP 5-416-34-MTP ARTEP 5-417-13-MTP ARTEP 5-417-17-MTP ARTEP 5-417-35-MTP ARTEP 5-423-11-MTP ARTEP 5-423-35-MTP ARTEP 5-424-35-MTP ARTEP 5-425-66-MTP

SUPPORTING COLLECTIVE TASKS

Task Number	Task Title	References
		ARTEP 5-426-34-MTP
		ARTEP 5-427-10-MTP
		ARTEP 5-427-35-MTP
		ARTEP 5-434-35-MTP
		ARTEP 5-435-66-MTP
		ARTEP 5-435-67-MTP
		ARTEP 5-436-35-MTP
		ARTEP 5-436-37-MTP
		ARTEP 5-437-10-MTP
		ARTEP 5-437-11-MTP
		ARTEP 5-437-36-MTP
		ARTEP 5-437-38-MTP
		ARTEP 5-443-35-MTP
		ARTEP 5-445-64-MTP
		ARTEP 5-445-66-MTP
		ARTEP 5-446-34-MTP
		ARTEP 5-446-36-MTP
		ARTEP 5-447-10-MTP
		ARTEP 5-447-11-MTP
		ARTEP 5-447-35-MTP
		ARTEP 5-447-37-MTP
		ARTEP 5-463-10-MTP
		ARTEP 5-463-12-MTP
		ARTEP 5-463-15-MTP
		ARTEP 5-463-17-MTP
		ARTEP 5-463-35-MTP
		ARTEP 5-463-36-MTP
		ARTEP 5-473-35-MTP
		ARTEP 5-500-21-MTP
		ARTEP 5-500-22-MTP
		ARTEP 5-500-24-MTP
		ARTEP 5-500-66-MTP
		ARTEP 5-510-10-MTP
		ARTEP 5-510-12-MTP
		ARTEP 5-510-14-MTP
		ARTEP 5-510-16-MTP
		ARTEP 5-510-18-MTP
		ARTEP 5-520-10-MTP
		ARTEP 5-520-12-MTP
		ARTEP 5-520-14-MTP
		ARTEP 5-530-10-MTP
		ARTEP 5-530-12-MTP
		ARTEP 5-530-14-MTP
		ARTEP 5-530-16-MTP
		ARTEP 5-540-10-MTP
		ARTEP 5-540-11-MTP
		ARTEP 5-540-12-MTP
		ARTEP 5-540-13-MTP
		ARTEP 5-602-68-MTP
		ARTEP 5-603-35-MTP
		ARTEP 5-606-34-MTP
		ARTEP 5-607-35-MTP
		ARTEP 5-608-35-MTP

SUPPORTING COLLECTIVE TASKS

Task Number	Task Title	References
10-2-0318.05-T01A	Perform Unit Graves Registration (GRREG) Operations	ARTEP 5-616-34-MTP
		ARTEP 5-617-10-MTP
		ARTEP 5-617-11-MTP
		ARTEP 5-617-35-MTP
		ARTEP 5-026-34-MTP
		ARTEP 5-027-10-MTP
		ARTEP 5-027-35-MTP
		ARTEP 5-053-11-MTP
		ARTEP 5-053-12-MTP
		ARTEP 5-053-35-MTP
		ARTEP 5-063-10-MTP
		ARTEP 5-063-11-MTP
		ARTEP 5-063-35-MTP
		ARTEP 5-113-11-MTP
		ARTEP 5-113-12-MTP
		ARTEP 5-113-35-MTP
		ARTEP 5-145-12-MTP
		ARTEP 5-145-32-MTP
		ARTEP 5-156-34-MTP
		ARTEP 5-157-10-MTP
		ARTEP 5-157-35-MTP
		ARTEP 5-216-34-MTP
		ARTEP 5-217-10-MTP
		ARTEP 5-217-35-MTP
		ARTEP 5-335-60-MTP
		ARTEP 5-335-65-MTP
		ARTEP 5-335-70-MTP
		ARTEP 5-336-34-MTP
		ARTEP 5-337-10-MTP
		ARTEP 5-337-35-MTP
		ARTEP 5-413-35-MTP
		ARTEP 5-416-14-MTP
		ARTEP 5-416-34-MTP
		ARTEP 5-417-13-MTP
		ARTEP 5-417-17-MTP
		ARTEP 5-417-35-MTP
		ARTEP 5-423-11-MTP
		ARTEP 5-423-35-MTP
		ARTEP 5-424-35-MTP
		ARTEP 5-426-34-MTP
ARTEP 5-427-10-MTP		
ARTEP 5-427-35-MTP		
ARTEP 5-434-35-MTP		
ARTEP 5-436-35-MTP		
ARTEP 5-436-37-MTP		
ARTEP 5-437-10-MTP		
ARTEP 5-437-11-MTP		
ARTEP 5-437-36-MTP		
ARTEP 5-437-38-MTP		
ARTEP 5-443-35-MTP		
ARTEP 5-446-34-MTP		
ARTEP 5-446-36-MTP		

SUPPORTING COLLECTIVE TASKS

Task Number	Task Title	References
		ARTEP 5-447-10-MTP
		ARTEP 5-447-11-MTP
		ARTEP 5-447-35-MTP
		ARTEP 5-447-37-MTP
		ARTEP 5-463-10-MTP
		ARTEP 5-463-12-MTP
		ARTEP 5-463-15-MTP
		ARTEP 5-463-17-MTP
		ARTEP 5-463-35-MTP
		ARTEP 5-463-36-MTP
		ARTEP 5-473-35-MTP
		ARTEP 5-500-21-MTP
		ARTEP 5-500-22-MTP
		ARTEP 5-500-24-MTP
		ARTEP 5-510-10-MTP
		ARTEP 5-510-12-MTP
		ARTEP 5-510-14-MTP
		ARTEP 5-510-16-MTP
		ARTEP 5-510-18-MTP
		ARTEP 5-520-10-MTP
		ARTEP 5-530-10-MTP
		ARTEP 5-530-12-MTP
		ARTEP 5-540-10-MTP
		ARTEP 5-540-11-MTP
		ARTEP 5-540-12-MTP
		ARTEP 5-540-13-MTP
		ARTEP 5-603-35-MTP
		ARTEP 5-606-34-MTP
		ARTEP 5-607-35-MTP
		ARTEP 5-608-35-MTP
		ARTEP 5-616-34-MTP
		ARTEP 5-617-35-MTP

OPFOR TASKS AND STANDARDS

TASK: Surrender to the Capturing Unit on the Battlefield (5-OPFOR-0024)

CONDITION: The enemy has captured opposing forces (OPFOR) element's soldiers, documents, and equipment sensitive to the OPFOR tactical operations.

STANDARD: The OPFOR soldiers retain or destroy documents and equipment. The OPFOR element surrenders the documents and the equipment of no tactical use to the enemy and attempts to conceal or destroy items of tactical value. The OPFOR element attempts escape and evasion. 1. Prevents the successful capture of the documents and the equipment. 2. Destroys the documents and the equipment. 3. Removes identifying markings from the equipment. 4. Removes unit-identifying insignia. 5. Provides misleading information. 6. Plans an escape. 7. Delays movement to the nearest collection point. 8. Prevents safeguarding of the enemy prisoners of war (EPWs) in order to cause embarrassment to the United States (US).

TASK: Conduct an Ambush (5-OPFOR-0007)

CONDITION: The enemy is moving in a convoy. The opposing forces (OPFOR) element is positioned along the enemy's route.

STANDARD: The OPFOR element inflicts casualties on the enemy and causes vehicle and equipment damage. 1. Prepares an ambush site before the element arrives. 2. Surprises march element forces. 3. Inflicts heavy casualties within the designated kill zone. 4. Inflicts heavy damage to the vehicles and the equipment within the designated kill zone. 5. Delays the march element from reaching a specified destination for a specified period of time. 6. Withdraws on order. 7. Sustains no casualties. 8. Reports actions to superiors.

TASK: Disrupt Movement (5-OPFOR-0014)

CONDITION: The enemy is expected to move through the opposing forces (OPFOR) element's area of operations. The OPFOR element has received an operation order (OPORD) or fragmentary order (FRAGO) to disrupt enemy movement. The enemy has the capability to defend with direct fire and antiarmor weapons.

STANDARD: The OPFOR element delays enemy movement. 1. Delays the element. 2. Forces the element to deviate from its route. 3. Prevents the element from reaching its destination. 4. Surprises the element's main body.

TASK: Disrupt a Route Reconnaissance (5-OPFOR-0021)

CONDITION: The enemy is conducting a route reconnaissance. The opposing forces (OPFOR) element is positioned along the enemy's route.

STANDARD: The OPFOR element attempts to disrupt a squad/section conducting a route reconnaissance. 1. Prevents the unit from meeting its specified time schedule. 2. Forces the unit to deviate from its specified route. 3. Prevents the unit from reaching its assigned destination. 4. Surprises the squad/section. 5. Inflicts casualties on the unit.

TASK: Disrupt a Net Control Station (NCS) (5-OPFOR-0019)

CONDITION: The enemy has established a NCS. The opposing forces (OPFOR) element has radio and jamming equipment.

STANDARD: The OPFOR element attempts to disrupt an NCS. 1. Attempts to locate the radio frequency that the unit is operating on. 2. Attempts to enter the radio net. 3. Attempts to issue "bogus" orders to a unit on the net. 4. Jams the radio frequency and forces the unit to go to an alternate frequency.

TASK: Disrupt Construction of Vehicle Fighting Positions (5-OPFOR-0020)

CONDITION: The opposing forces (OPFOR) element has located the enemy. The priority intelligence requirements (PIR) and other intelligence obtained by OPFOR patrols indicate the enemy is constructing vehicle fighting positions within its defensive area. The OPFOR element has automatic and antiarmor weapons and light mortars.

STANDARD: The OPFOR element attempts to disrupt the enemy's efforts to establish vehicle fighting positions. 1. Locates the defensive area. 2. Surprises the main body. 3. Penetrates the defensive area with squad-size probes. 4. Inflicts casualties on the unit. 5. Destroys vehicles. 6. Disrupts the unit's preparations (prevents or delays beyond the unit's allotted time).

TASK: Defeat Obstacles (5-OPFOR-0009)

CONDITION: The opposing forces (OPFOR) element encounters an obstacle that blocks the avenue of approach as it advances upon the enemy forces.

STANDARD: The OPFOR element bypasses or breaches the enemy obstacle. 1. Detects the obstacle before halting its main body. 2. Defeats the obstacle. a. Bypasses the obstacle without entering the engagement areas. b. Breaches the obstacle within 45 minutes and passes its entire force through the obstacle. 3. Does not incur degradation to the point that the mission must be discontinued.

TASK: Conduct an Attack (5-OPFOR-0008)

CONDITION: The enemy is conducting tactical operations. The opposing forces (OPFOR) element receives orders to attack the enemy, the area of occupation, or the main supply route (MSR) with smoke.

STANDARD: The OPFOR element disrupts the enemy's movement and smoke operations. 1. Determines the delivery method of the smoke attack. 2. Locates the target. 3. Delivers the smoke attack downwind. 4. Attacks the enemy with smoke, and surge attacks when the enemy responds to the smoke.

TASK: Conduct an Aerial Reconnaissance (5-OPFOR-0010)

CONDITION: The opposing forces (OPFOR) headquarters (HQ) element requires intelligence on the locations and identification of the enemy elements. Aircraft is dispatched to take photographs and make a visual inspection of the enemy rear area.

STANDARD: The OPFOR element gathers photograph intelligence of the enemy. 1. Photographs the assigned sectors. 2. Makes quick visual checks where the ceiling is low. 3. Locates enemy positions in the area, particularly support and storage bases, and command and control (C2) facilities. 4. Sustains no loss of aircraft. 5. Reports priority intelligence requirements (PIR) and other information requirements to the OPFOR HQ.

TASK: Conduct Terrorist and Saboteur Attacks (5-OPFOR-0005)

CONDITION: The opposing forces (OPFOR) element dispatches small teams into the enemy's rear area to disrupt combat service support (CSS) operations.

STANDARD: The enemy sustains disrupted command and control (C2), destroyed equipment and supplies, and light casualties. 1. Locates rear support bases and C2 facilities. 2. Delays and disrupts CSS operations through probes. 3. Infiltrates CSS bases to conduct sabotage and terrorist activities. 4. Inflicts light casualties. 5. Destroys supplies and equipment.

TASK: Disrupt Defensive Preparations (5-OPFOR-0018)

CONDITION: The opposing forces (OPFOR) element has located the enemy. Priority intelligence requirements (PIR) and other intelligence requirements obtained by OPFOR patrols indicate that the enemy elements are establishing defensive positions. The OPFOR element has automatic and antiarmor weapons and light mortars.

STANDARD: The OPFOR element disrupts and delays the enemy's defensive preparations. 1. Locates and penetrates the enemy's security system. 2. Forces the enemy to delay defensive preparations. 3. Disrupts the enemy's obstacle preparations.

TASK: Disrupt Quartering Party Operations (5-OPFOR-0017)

CONDITION: The enemy is conducting quartering party operations. It has established an assembly area (AA) but has not moved in the main body.

STANDARD: The opposing forces (OPFOR) element attempts to disrupt quartering party operations and infiltrate the enemy's AA. 1. Locates the quartering party and the AA. 2. Surprises the main body. 3. Penetrates the AA with squad-size probes. 4. Inflicts personnel casualties and vehicle damage. 5. Disrupts the unit's preparations (prevents or delays beyond the unit's allotted time).

TASK: Disrupt Enemy Movement and Operations Using Tactical Nuclear Weapons (5-OPFOR-0016)

CONDITION: The opposing forces (OPFOR) element has located the enemy. Priority intelligence requirements (PIR) and other intelligence requirements have been obtained by OPFOR patrols. Tactical nuclear weapons are employed against key locations in the rear area.

STANDARD: The OPFOR element disrupts enemy movement and operations. 1. Disrupts or delays the movement of the enemy's equipment and supplies to the forward areas. 2. Destroys enemy equipment and supplies. 3. Inflicts a high rate of nuclear casualties among the enemy forces. 4. Denies the enemy the use of specified areas. 5. Contaminates the enemy's equipment and supplies.

TASK: Disrupt Enemy Movement and Operations Using Persistent and Nonpersistent Chemical Weapons (5-OPFOR-0015)

CONDITION: The opposing forces (OPFOR) element has located the enemy. Priority intelligence requirements (PIR) and other intelligence requirements have been obtained by OPFOR patrols. The OPFOR units deliver chemical agents, by means of conventional artillery weapons or aircraft, along selected supply routes and key bases in the rear area.

STANDARD: The OPFOR element disrupts enemy movement and operations using persistent and nonpersistent chemical weapons. 1. Delivers chemical agents in low and densely wooded areas. 2. Delays the movement of enemy supplies and equipment to the forward areas. 3. Restricts the movement of the enemy units in the rear area. 4. Channels the movement of enemy units into predesignated ambush areas. 5. Contaminates enemy supplies and equipment. 6. Inflicts a high rate of casualties on enemy forces.

TASK: Counter Passage of Lines (5-OPFOR-0012)

CONDITION: Enemy forces are in defensive positions, but they are expected to attempt passage-of-lines operations. The opposing forces (OPFOR) received orders to disrupt enemy passage-of-lines operations.

STANDARD: The OPFOR element delays or prevents enemy passage of lines. 1. Delays the passage. 2. Prevents the company from moving all personnel through the stationary unit. 3. Engages the main body of either the moving or the stationary unit.

TASK: Defend a Minefield (5-OPFOR-0023)

CONDITION: The enemy is conducting a minefield sweeping operation. The opposing forces (OPFOR) element has a minefield placed in the enemy's path. The minefield is under constant observation and fire.

STANDARD: The OPFOR element defends a minefield against an enemy element conducting a minefield sweeping operation. 1. Prevents the unit from detecting the obstacle. 2. Disrupts the minefield sweeping operation. 3. Prevents the unit from conducting the minefield sweeping operation, prevents the unit from moving all personnel through the breach, or delays the completion of the minefield sweeping operation for more than 45 minutes.

TASK: Conduct Sniper Operations (5-OPFOR-0006)

CONDITION: The opposing forces (OPFOR) element has assigned snipers (regular or irregular elements) in the enemy's rear area along the main supply route (MSR) and near support sites.

STANDARD: The OPFOR element kills or wounds targets. 1. Sets up a well-concealed location. 2. Engages vehicle drivers or personnel on foot with short bursts of semiautomatic fire. 3. Kills or wounds selected targets. 4. Prevents the position from being discovered by enemy forces. 5. Evacuates the area without being spotted. 6. Reports all specified priority intelligence requirements (PIR) and other intelligence requirements to the OPFOR headquarters (HQ).

TASK: Conduct Air Attacks (5-OPFOR-0002)

CONDITION: The opposing forces (OPFOR) element in the rear area has forwarded the positions of the enemy support sites or the locations of moving elements. The OPFOR aircraft have been dispatched to attack enemy installations or convoys.

STANDARD: The OPFOR element attempts to delay, disrupt, or damage the enemy targets by air. 1. Locates the target (support sites or convoys). 2. Makes attack runs on the designated targets. 3. Inflicts heavy damage to the selected target. 4. Sustains no loss of aircraft. 5. Delays moving the force for more than one hour.

TASK: Conduct a Raid (5-OPFOR-0004)

CONDITION: The opposing forces (OPFOR) element has occupied an objective rally point and has orders to conduct a raid on a combat service support (CSS) base.

STANDARD: The OPFOR element infiltrates the enemy's base and destroys all of the targets. 1. Surprises the enemy forces. 2. Assaults the support base and accomplishes the assigned tasks. 3. Destroys the specified equipment and supplies. 4. Avoids being decisively engaged. 5. Withdraws all personnel from the objective areas within the time prescribed. 6. Obtains all priority intelligence requirements (PIR) from the raid site. 7. Sustains only light casualties from enemy fire.

TASK: Attack (5-OPFOR-0001)

CONDITION: The opposing forces (OPFOR) element has located the enemy. The priority intelligence requirements (PIR) and the other intelligence requirements have been obtained by OPFOR patrols. The OPFOR element has automatic and antiarmor weapons and light mortars.

STANDARD: The OPFOR element attempts to seize the terrain, the vehicles, or the equipment. 1. Develops an attack plan. 2. Surprises the enemy unit's main body. 3. Initiates the attack using a scheme of maneuver that exploits the enemy's flanks, gaps, and weaknesses. 4. Uses covered and concealed routes to approach the enemy forces' flanks, gaps, or weakly held areas. 5. Employs indirect fire to support the attack. 6. Penetrates enemy defenses. 7. Destroys the equipment and the supplies. 8. Inflicts heavy casualties. 9. Isolates the combat service support (CSS) base by blocking the reinforcements. 10. Forces the enemy units to displace. 11. Avoids being fixed in one position. 12. Withdraws before the CSS base is reinforced with tactical combat forces.

TASK: Disrupt Assembly Area (AA) Activities (5-OPFOR-0013)

CONDITION: Intelligence reports indicate that platoon- and company-size enemy units are operating in the opposing forces (OPFOR) area of operations. Enemy units can defend from AAs with direct fire, antiarmor weapons, and indirect fire. The enemy has close air support (CAS) and nuclear, biological, and chemical (NBC) capabilities.

STANDARD: The OPFOR element locates and disrupts the enemy's AA activities. 1. Locates the element's AA. 2. Probes the AA with squad- or team-size elements. 3. Inflicts more than 5 percent casualties on the element. 4. Disrupts the element's preparations (prevents or delays beyond the element's allotted time).

TASK: Disrupt an Engineer Reconnaissance (5-OPFOR-0022)

CONDITION: The enemy is conducting an engineer reconnaissance. The opposing forces (OPFOR) element is positioned along the enemy's route.

STANDARD: The OPFOR element disrupts an engineer reconnaissance. 1. Prevents the unit from meeting its specified time schedule. 2. Forces the unit to deviate from its specified route. 3. Prevents the unit from accomplishing its assigned engineer reconnaissance. 4. Surprises the unit conducting the reconnaissance.

TASK: Maintain Contact (5-OPFOR-0003)

CONDITION: The opposing forces (OPFOR) element is engaged with enemy base-defense forces. The enemy forces are withdrawing under pressure.

STANDARD: The OPFOR element maintains enemy contact while the enemy withdraws. 1. Engages the enemy forces decisively. 2. Advances the OPFOR as the enemy forces withdraw. 3. Inflicts heavy casualties. 4. Captures the members of the enemy force. 5. Captures documents and equipment. 6. Safeguards the captured documents, the equipment, and the personnel.

- ELEMENTS:** Company
 Company Headquarters
 Horizontal Construction Platoon
 Embankment Squad
 Grading and Compact Squad
 Excavation Squad
 Six General Construction Squads

TASK: Emplace a Standard-Pattern Minefield (05-3-0112.05-R01A)
 (FM 20-32) (FM 5-34) (FM 90-7)
 (STANAG 2036 (ENGR))

ITERATION: 1 2 3 4 5 M (Circle)

COMMANDER/LEADER ASSESSMENT: T P U (Circle)

CONDITIONS: An element receives a fragmentary order (FRAGO) or an operation order (OPORD) to emplace a standard-pattern minefield. The maneuver commander determines the location, type, and composition of the minefield. Mines and antihandling devices (AHDs) are available. Digital units have performed functionality checks, and systems are operational. The maneuver unit provides security. Some iterations of this task should be performed in MOPP4.

TASK STANDARDS: The element emplaces a standard-pattern minefield tied to existing or reinforcing obstacles. The locations are accurate to within plus or minus 10 meters. Camouflaged mines are not detectable from 15 meters. The element completes the minefield within the time specified in the FRAGO or the OPORD. The element submits Department of the Army (DA) Form 1355. Digital units can send reports and orders using frequency-modulated (FM) or digital means. The time required to perform this task is increased when conducting it in mission-oriented protection posture (MOPP) 4.

TASK STEPS AND PERFORMANCE MEASURES	GO	NO-GO
<p>* 1. The element leader receives a FRAGO or an OPORD to emplace a standard-pattern minefield.</p> <ul style="list-style-type: none"> a. Conducted a thorough map reconnaissance, including the route and the terrain. b. Reviewed the unit's tactical standing operating procedure (TACSOP) or standing operating procedure (SOP). c. Met the commander's intent and requirements for the minefield. d. Conducted troop-leading procedures. e. Conducted precombat checks (PCCs) and precombat inspections (PCIs). f. Conducted risk management and safety briefings according to the unit's TACSOP or SOP. <p>* 2. The element leader conducts a reconnaissance of the minefield location and coordinates with the maneuver force on the exact location.</p> <ul style="list-style-type: none"> a. Ensured that the maneuver force covered the minefield by fire. b. Ensured that the final location was tied to existing or reinforcing obstacles. c. Determined the approximate locations for the mine strips, landmarks, fences, approaches, and mine dumps. d. Selected the movement routes. e. Established local security. <p>NOTE: For additional information on weapon ranges, see Field Manual (FM) 20-32.</p> <p>* 3. The element leader or subordinate element leaders calculate the man-hours and logistical requirements and arrange for mines to be drawn.</p> <ul style="list-style-type: none"> a. Calculated the number of mines. 		

TASK STEPS AND PERFORMANCE MEASURES	GO	NO-GO
<p>b. Calculated the number of regular strips.</p> <p>c. Calculated the number of AHDs.</p> <p>d. Determined the mine cluster composition.</p> <p>e. Calculated the number of man-hours required to install the minefield.</p> <p>f. Calculated the amount of fencing and marking material.</p> <p>g. Calculated the number of trips required to transport mines.</p> <p>h. Calculated the amount of textile cotton tape (white engineer tape).</p> <p>* 4. The element leader uses a secure means to report to higher headquarters (HQ) or the supported maneuver unit's headquarters, the intention to lay mines (if required).</p> <p>a. Stated the tactical purpose.</p> <p>b. Reported the number and types of mines.</p> <p>c. Reported the proposed locations of mines.</p> <p>d. Identified the minefield types.</p> <p>e. Reported whether the mines would be surface-laid or buried.</p> <p>f. Reported whether AHDs were used.</p> <p>g. Identified the location and size of lanes or gaps.</p> <p>h. Reported the proposed start and completion times.</p> <p>* 5. The element leader or subordinate leaders organize the element to emplace the minefield.</p> <p>a. Organized the element into teams, to include--</p> <p>(1) The siting party, consisting of one noncommissioned officer (NCO) and three enlisted members (EMs).</p> <p>(2) The laying parties (three), consisting of one NCO and six to eight EMs per party.</p> <p>(3) The recording party, consisting of one NCO and two EMs.</p> <p>(4) The mine dump party, consisting of one NCO and other element personnel not working as members of the teams.</p> <p>(5) The marking party, consisting of one NCO and two EMs.</p> <p>NOTE: The breakdown in personnel depends on the number of personnel available at the time of the mission.</p> <p>* 6. The element leader or subordinate leaders supervise the assembly of the equipment and material to emplace the minefield during daylight or with limited visibility.</p> <p>NOTE: The quantity of equipment and material required may vary depending on the size of the minefield and the number of personnel working. The element assumes that the enemy is observing it and maintains noise and light discipline.</p> <p>* 7. The element leader reports to higher HQ or the supported maneuver unit HQ that the element has initiated the emplacement. The report includes the time, the location, and the target number.</p> <p>8. The element establishes a mine dump on the friendly side of the minefield.</p> <p>a. Selected a level site with adequate access for vehicles.</p> <p>b. Decided whether to keep the mines in trailers (mobile mine dumps).</p> <p>c. Spaced the mine dumps 150 meters apart and 50 meters behind the minefield based on mission, enemy, terrain, troops, time available, and civilian considerations (METT-TC) factors.</p> <p>NOTE: The battlefield situation and resupply techniques determine whether a mine dump is used.</p> <p>9. The element, working in its designated parties, emplaces a standard-pattern minefield within plus or minus 10 percent of the allocated time.</p>		

TASK STEPS AND PERFORMANCE MEASURES	GO	NO-GO
<p>a. Performed marking party operations.</p> <ol style="list-style-type: none"> (1) The element leader designated two landmarks at the rear of the minefield. (2) The element leader designated the start point of the minefield fence. (3) The marking party installed the fence pickets. <p>b. Performed siting party operations.</p> <ol style="list-style-type: none"> (1) The siting party laid tape on the centerlines of each strip or row. (2) The element leader or subordinate leader designated lanes. (3) The siting party laid the tape for lanes. (4) The siting party augmented the other parties. <p>c. Performed recording party operations while the irregular outer edge (IOE) was taped. Beginning at a landmark, the recording party NCO and the marking party recorded azimuths and distances to strips and clusters.</p> <p>d. Performed laying party operations.</p> <ol style="list-style-type: none"> (1) Established a mine dump area upon arrival. (2) Uncrated and stacked the antitank mines. (3) Removed lids from crates containing the remaining mines. (4) Placed fuses and detonators in separate boxes. <p>NOTE: Do not mix fuse types.</p> <ol style="list-style-type: none"> (5) Hauled the base mines to the minefield site. (6) Followed the laying party NCO as he walked each lettered strip and designated the placement of each base mine (6 meters apart). (7) Placed mines as directed, returning to the mine dump to obtain more mines as needed. (8) Fusing personnel inserted the mine fuses but did not arm the mines. <p>NOTE: Korea only. The NCO designates the number and the type of antipersonnel mines to place next to the base mine of each cluster.</p> <ol style="list-style-type: none"> (9) The NCO placed a spool of trip wire next to mines to be trip wire-activated. (10) The NCO turned mines to be equipped with AHDs upside down. (11) Dug holes for mines, checked the size and positioning of the mine in the hole, placed mines next to the hole, placed the soil in a sandbag, and left the mine in the cluster. (12) Anchored trip wires to nails or stakes and wrapped the loose ends around fuses. (13) Fusing personnel began arming mines once the digging had progressed at least 25 meters. (14) Fusing personnel placed mines in holes, attached trip wires, then armed and camouflaged the mines, beginning with mines the farthest point from the centerline and working back. (15) Fusing personnel placed sandbags on the strip centerline. <p>CAUTION: PERSONNEL NOT INVOLVED IN ARMING MINES MUST BE AT LEAST 25 METERS FROM THE FUSING PERSONNEL.</p> <ol style="list-style-type: none"> (16) Fusing personnel left clusters with the AHDs unarmed until all clusters within 30 meters had been armed and all personnel had moved a safe distance away. (17) Fusing personnel did not arm mines located in lanes until the lanes were closed. (18) Fusing personnel gave their safety clips and pins to the NCO after they completed arming a strip. (19) The NCO verified that all mines had been armed and camouflaged. (20) The NCO checked the strip to ensure that the element had cleared the minefield of sandbags, tape, and other debris. 		

TASK STEPS AND PERFORMANCE MEASURES	GO	NO-GO
<p>e. The element leader or the subordinate leader received the safety clips from the laying-party NCO and buried them 30 centimeters to the rear of the start row strip markers.</p> <p>*10. The element leader completes DA Form 1355 and submits copies according to the unit's TACSOP or SOP.</p> <p>a. Reviewed the completed DA Form 1355 for correctness, ensured that it was marked with the correct classification, signed it, and forwarded it to the authorizing commander.</p> <p>b. Submitted a copy of the completed DA Form 1355 to the overwatching unit and higher HQ or the supported maneuver unit HQ as soon as possible.</p> <p>c. Submitted a copy of the completed DA Form 1355 to the proper national territorial authority and the unit's central control cell (for mine clearance information).</p> <p>*11. The element leader provides a report of completion (usually an oral report) to the authorizing commander.</p> <p>NOTE: Digital units send reports through FM or digital means, populating the Force XXI Battle Command Brigade and Below (FBCB2) System with the location of the minefield.</p>		

TASK PERFORMANCE / EVALUATION SUMMARY BLOCK							
ITERATION	1	2	3	4	5	M	TOTAL
TOTAL TASK STEPS EVALUATED							
TOTAL TASK STEPS "GO"							
TRAINING STATUS "GO"/"NO-GO"							

"*" indicates a leader task step.

SUPPORTING INDIVIDUAL TASKS: NONE

SUPPORTING COLLECTIVE TASKS

Task Number	Task Title	References
05-1-0008	Prepare an Operation Order (OPORD)	ARTEP 5-025-66-MTP ARTEP 5-026-34-MTP ARTEP 5-155-66-MTP ARTEP 5-156-34-MTP ARTEP 5-215-66-MTP ARTEP 5-216-34-MTP ARTEP 5-332-68-MTP ARTEP 5-335-60-MTP ARTEP 5-335-66-MTP ARTEP 5-336-34-MTP ARTEP 5-402-33-MTP ARTEP 5-402-68-MTP ARTEP 5-412-68-MTP ARTEP 5-412-69-MTP ARTEP 5-415-66-MTP ARTEP 5-416-34-MTP ARTEP 5-417-35-MTP

SUPPORTING COLLECTIVE TASKS

Task Number	Task Title	References
05-3-1018.05-R01A	Conduct Troop-Leading Procedures	ARTEP 5-425-66-MTP ARTEP 5-426-34-MTP ARTEP 5-435-66-MTP ARTEP 5-435-67-MTP ARTEP 5-436-35-MTP ARTEP 5-436-37-MTP ARTEP 5-445-64-MTP ARTEP 5-445-66-MTP ARTEP 5-446-34-MTP ARTEP 5-446-36-MTP ARTEP 5-602-68-MTP ARTEP 5-605-66-MTP ARTEP 5-606-34-MTP ARTEP 5-615-66-MTP ARTEP 5-616-34-MTP ARTEP 5-025-66-MTP ARTEP 5-026-34-MTP ARTEP 5-027-10-MTP ARTEP 5-027-35-MTP ARTEP 5-053-11-MTP ARTEP 5-053-12-MTP ARTEP 5-053-35-MTP ARTEP 5-113-11-MTP ARTEP 5-113-12-MTP ARTEP 5-113-35-MTP ARTEP 5-155-66-MTP ARTEP 5-156-34-MTP ARTEP 5-157-10-MTP ARTEP 5-157-35-MTP ARTEP 5-215-66-MTP ARTEP 5-216-34-MTP ARTEP 5-217-10-MTP ARTEP 5-217-35-MTP ARTEP 5-425-66-MTP ARTEP 5-426-34-MTP ARTEP 5-427-10-MTP ARTEP 5-427-35-MTP ARTEP 5-445-64-MTP ARTEP 5-445-66-MTP ARTEP 5-446-34-MTP ARTEP 5-446-36-MTP ARTEP 5-447-10-MTP ARTEP 5-447-11-MTP ARTEP 5-447-35-MTP ARTEP 5-447-37-MTP ARTEP 5-463-10-MTP ARTEP 5-463-12-MTP ARTEP 5-463-15-MTP ARTEP 5-463-17-MTP ARTEP 5-463-35-MTP ARTEP 5-463-36-MTP ARTEP 5-473-35-MTP

OPFOR TASKS AND STANDARDS

TASK: Defeat Obstacles (5-OPFOR-0009)

CONDITION: The opposing forces (OPFOR) element encounters an obstacle that blocks the avenue of approach as it advances upon the enemy forces.

STANDARD: The OPFOR element bypasses or breaches the enemy obstacle. 1. Detects the obstacle before halting its main body. 2. Defeats the obstacle. a. Bypasses the obstacle without entering the engagement areas. b. Breaches the obstacle within 45 minutes and passes its entire force through the obstacle. 3. Does not incur degradation to the point that the mission must be discontinued.

TASK: Surrender to the Capturing Unit on the Battlefield (5-OPFOR-0024)

CONDITION: The enemy has captured opposing forces (OPFOR) element's soldiers, documents, and equipment sensitive to the OPFOR tactical operations.

STANDARD: The OPFOR soldiers retain or destroy documents and equipment. The OPFOR element surrenders the documents and the equipment of no tactical use to the enemy and attempts to conceal or destroy items of tactical value. The OPFOR element attempts escape and evasion. 1. Prevents the successful capture of the documents and the equipment. 2. Destroys the documents and the equipment. 3. Removes identifying markings from the equipment. 4. Removes unit-identifying insignia. 5. Provides misleading information. 6. Plans an escape. 7. Delays movement to the nearest collection point. 8. Prevents safeguarding of the enemy prisoners of war (EPWs) in order to cause embarrassment to the United States (US).

TASK: Conduct Sniper Operations (5-OPFOR-0006)

CONDITION: The opposing forces (OPFOR) element has assigned snipers (regular or irregular elements) in the enemy's rear area along the main supply route (MSR) and near support sites.

STANDARD: The OPFOR element kills or wounds targets. 1. Sets up a well-concealed location. 2. Engages vehicle drivers or personnel on foot with short bursts of semiautomatic fire. 3. Kills or wounds selected targets. 4. Prevents the position from being discovered by enemy forces. 5. Evacuates the area without being spotted. 6. Reports all specified priority intelligence requirements (PIR) and other intelligence requirements to the OPFOR headquarters (HQ).

TASK: Disrupt a Route Reconnaissance (5-OPFOR-0021)

CONDITION: The enemy is conducting a route reconnaissance. The opposing forces (OPFOR) element is positioned along the enemy's route.

STANDARD: The OPFOR element attempts to disrupt a squad/section conducting a route reconnaissance. 1. Prevents the unit from meeting its specified time schedule. 2. Forces the unit to deviate from its specified route. 3. Prevents the unit from reaching its assigned destination. 4. Surprises the squad/section. 5. Inflicts casualties on the unit.

TASK: Conduct a Raid (5-OPFOR-0004)

CONDITION: The opposing forces (OPFOR) element has occupied an objective rally point and has orders to conduct a raid on a combat service support (CSS) base.

STANDARD: The OPFOR element infiltrates the enemy's base and destroys all of the targets. 1. Surprises the enemy forces. 2. Assaults the support base and accomplishes the assigned tasks. 3. Destroys the specified equipment and supplies. 4. Avoids being decisively engaged. 5. Withdraws all personnel from the objective areas within the time prescribed. 6. Obtains all priority intelligence requirements (PIR) from the raid site. 7. Sustains only light casualties from enemy fire.

TASK: Disrupt Construction of Vehicle Fighting Positions (5-OPFOR-0020)

CONDITION: The opposing forces (OPFOR) element has located the enemy. The priority intelligence requirements (PIR) and other intelligence obtained by OPFOR patrols indicate the enemy is constructing vehicle fighting positions within its defensive area. The OPFOR element has automatic and antiarmor weapons and light mortars.

STANDARD: The OPFOR element attempts to disrupt the enemy's efforts to establish vehicle fighting positions. 1. Locates the defensive area. 2. Surprises the main body. 3. Penetrates the defensive area with squad-size probes. 4. Inflicts casualties on the unit. 5. Destroys vehicles. 6. Disrupts the unit's preparations (prevents or delays beyond the unit's allotted time).

TASK: Conduct an Attack (5-OPFOR-0008)

CONDITION: The enemy is conducting tactical operations. The opposing forces (OPFOR) element receives orders to attack the enemy, the area of occupation, or the main supply route (MSR) with smoke.

STANDARD: The OPFOR element disrupts the enemy's movement and smoke operations. 1. Determines the delivery method of the smoke attack. 2. Locates the target. 3. Delivers the smoke attack downwind. 4. Attacks the enemy with smoke, and surge attacks when the enemy responds to the smoke.

TASK: Disrupt a Net Control Station (NCS) (5-OPFOR-0019)

CONDITION: The enemy has established a NCS. The opposing forces (OPFOR) element has radio and jamming equipment.

STANDARD: The OPFOR element attempts to disrupt an NCS. 1. Attempts to locate the radio frequency that the unit is operating on. 2. Attempts to enter the radio net. 3. Attempts to issue "bogus" orders to a unit on the net. 4. Jams the radio frequency and forces the unit to go to an alternate frequency.

TASK: Disrupt an Engineer Reconnaissance (5-OPFOR-0022)

CONDITION: The enemy is conducting an engineer reconnaissance. The opposing forces (OPFOR) element is positioned along the enemy's route.

STANDARD: The OPFOR element disrupts an engineer reconnaissance. 1. Prevents the unit from meeting its specified time schedule. 2. Forces the unit to deviate from its specified route. 3. Prevents the unit from accomplishing its assigned engineer reconnaissance. 4. Surprises the unit conducting the reconnaissance.

TASK: Conduct an Ambush (5-OPFOR-0007)

CONDITION: The enemy is moving in a convoy. The opposing forces (OPFOR) element is positioned along the enemy's route.

STANDARD: The OPFOR element inflicts casualties on the enemy and causes vehicle and equipment damage. 1. Prepares an ambush site before the element arrives. 2. Surprises march element forces. 3. Inflicts heavy casualties within the designated kill zone. 4. Inflicts heavy damage to the vehicles and the equipment within the designated kill zone. 5. Delays the march element from reaching a specified destination for a specified period of time. 6. Withdraws on order. 7. Sustains no casualties. 8. Reports actions to superiors.

TASK: Conduct an Aerial Reconnaissance (5-OPFOR-0010)

CONDITION: The opposing forces (OPFOR) headquarters (HQ) element requires intelligence on the locations and identification of the enemy elements. Aircraft is dispatched to take photographs and make a visual inspection of the enemy rear area.

STANDARD: The OPFOR element gathers photograph intelligence of the enemy. 1. Photographs the assigned sectors. 2. Makes quick visual checks where the ceiling is low. 3. Locates enemy positions in the area, particularly support and storage bases, and command and control (C2) facilities. 4. Sustains no loss of aircraft. 5. Reports priority intelligence requirements (PIR) and other information requirements to the OPFOR HQ.

TASK: Conduct Terrorist and Saboteur Attacks (5-OPFOR-0005)

CONDITION: The opposing forces (OPFOR) element dispatches small teams into the enemy's rear area to disrupt combat service support (CSS) operations.

STANDARD: The enemy sustains disrupted command and control (C2), destroyed equipment and supplies, and light casualties. 1. Locates rear support bases and C2 facilities. 2. Delays and disrupts CSS operations through probes. 3. Infiltrates CSS bases to conduct sabotage and terrorist activities. 4. Inflicts light casualties. 5. Destroys supplies and equipment.

TASK: Disrupt Defensive Preparations (5-OPFOR-0018)

CONDITION: The opposing forces (OPFOR) element has located the enemy. Priority intelligence requirements (PIR) and other intelligence requirements obtained by OPFOR patrols indicate that the enemy elements are establishing defensive positions. The OPFOR element has automatic and antiarmor weapons and light mortars.

STANDARD: The OPFOR element disrupts and delays the enemy's defensive preparations. 1. Locates and penetrates the enemy's security system. 2. Forces the enemy to delay defensive preparations. 3. Disrupts the enemy's obstacle preparations.

TASK: Disrupt Quartering Party Operations (5-OPFOR-0017)

CONDITION: The enemy is conducting quartering party operations. It has established an assembly area (AA) but has not moved in the main body.

STANDARD: The opposing forces (OPFOR) element attempts to disrupt quartering party operations and infiltrate the enemy's AA. 1. Locates the quartering party and the AA. 2. Surprises the main body. 3. Penetrates the AA with squad-size probes. 4. Inflicts personnel casualties and vehicle damage. 5. Disrupts the unit's preparations (prevents or delays beyond the unit's allotted time).

TASK: Disrupt Enemy Movement and Operations Using Tactical Nuclear Weapons (5-OPFOR-0016)

CONDITION: The opposing forces (OPFOR) element has located the enemy. Priority intelligence requirements (PIR) and other intelligence requirements have been obtained by OPFOR patrols. Tactical nuclear weapons are employed against key locations in the rear area.

STANDARD: The OPFOR element disrupts enemy movement and operations. 1. Disrupts or delays the movement of the enemy's equipment and supplies to the forward areas. 2. Destroys enemy equipment and supplies. 3. Inflicts a high rate of nuclear casualties among the enemy forces. 4. Denies the enemy the use of specified areas. 5. Contaminates the enemy's equipment and supplies.

TASK: Disrupt Enemy Movement and Operations Using Persistent and Nonpersistent Chemical Weapons (5-OPFOR-0015)

CONDITION: The opposing forces (OPFOR) element has located the enemy. Priority intelligence requirements (PIR) and other intelligence requirements have been obtained by OPFOR patrols. The OPFOR units deliver chemical agents, by means of conventional artillery weapons or aircraft, along selected supply routes and key bases in the rear area.

STANDARD: The OPFOR element disrupts enemy movement and operations using persistent and nonpersistent chemical weapons. 1. Delivers chemical agents in low and densely wooded areas. 2. Delays the movement of enemy supplies and equipment to the forward areas. 3. Restricts the movement of the enemy units in the rear area. 4. Channels the movement of enemy units into predesignated ambush areas. 5. Contaminates enemy supplies and equipment. 6. Inflicts a high rate of casualties on enemy forces.

TASK: Counter Passage of Lines (5-OPFOR-0012)

CONDITION: Enemy forces are in defensive positions, but they are expected to attempt passage-of-lines operations. The opposing forces (OPFOR) received orders to disrupt enemy passage-of-lines operations.

STANDARD: The OPFOR element delays or prevents enemy passage of lines. 1. Delays the passage. 2. Prevents the company from moving all personnel through the stationary unit. 3. Engages the main body of either the moving or the stationary unit.

TASK: Disrupt Movement (5-OPFOR-0014)

CONDITION: The enemy is expected to move through the opposing forces (OPFOR) element's area of operations. The OPFOR element has received an operation order (OPORD) or fragmentary order (FRAGO) to disrupt enemy movement. The enemy has the capability to defend with direct fire and antiarmor weapons.

STANDARD: The OPFOR element delays enemy movement. 1. Delays the element. 2. Forces the element to deviate from its route. 3. Prevents the element from reaching its destination. 4. Surprises the element's main body.

TASK: Conduct Air Attacks (5-OPFOR-0002)

CONDITION: The opposing forces (OPFOR) element in the rear area has forwarded the positions of the enemy support sites or the locations of moving elements. The OPFOR aircraft have been dispatched to attack enemy installations or convoys.

STANDARD: The OPFOR element attempts to delay, disrupt, or damage the enemy targets by air. 1. Locates the target (support sites or convoys). 2. Makes attack runs on the designated targets. 3. Inflicts heavy damage to the selected target. 4. Sustains no loss of aircraft. 5. Delays moving the force for more than one hour.

TASK: Defend a Minefield (5-OPFOR-0023)

CONDITION: The enemy is conducting a minefield sweeping operation. The opposing forces (OPFOR) element has a minefield placed in the enemy's path. The minefield is under constant observation and fire.

STANDARD: The OPFOR element defends a minefield against an enemy element conducting a minefield sweeping operation. 1. Prevents the unit from detecting the obstacle. 2. Disrupts the minefield sweeping operation. 3. Prevents the unit from conducting the minefield sweeping operation, prevents the unit from moving all personnel through the breach, or delays the completion of the minefield sweeping operation for more than 45 minutes.

TASK: Attack (5-OPFOR-0001)

CONDITION: The opposing forces (OPFOR) element has located the enemy. The priority intelligence requirements (PIR) and the other intelligence requirements have been obtained by OPFOR patrols. The OPFOR element has automatic and antiarmor weapons and light mortars.

STANDARD: The OPFOR element attempts to seize the terrain, the vehicles, or the equipment. 1. Develops an attack plan. 2. Surprises the enemy unit's main body. 3. Initiates the attack using a scheme of maneuver that exploits the enemy's flanks, gaps, and weaknesses. 4. Uses covered and concealed routes to approach the enemy forces' flanks, gaps, or weakly held areas. 5. Employs indirect fire to support the attack. 6. Penetrates enemy defenses. 7. Destroys the equipment and the supplies. 8. Inflicts heavy casualties. 9. Isolates the combat service support (CSS) base by blocking the reinforcements. 10. Forces the enemy units to displace. 11. Avoids being fixed in one position. 12. Withdraws before the CSS base is reinforced with tactical combat forces.

TASK: Disrupt Assembly Area (AA) Activities (5-OPFOR-0013)

CONDITION: Intelligence reports indicate that platoon- and company-size enemy units are operating in the opposing forces (OPFOR) area of operations. Enemy units can defend from AAs with direct fire, antiarmor weapons, and indirect fire. The enemy has close air support (CAS) and nuclear, biological, and chemical (NBC) capabilities.

STANDARD: The OPFOR element locates and disrupts the enemy's AA activities. 1. Locates the element's AA. 2. Probes the AA with squad- or team-size elements. 3. Inflicts more than 5 percent casualties on the element. 4. Disrupts the element's preparations (prevents or delays beyond the element's allotted time).

TASK: Maintain Contact (5-OPFOR-0003)

CONDITION: The opposing forces (OPFOR) element is engaged with enemy base-defense forces. The enemy forces are withdrawing under pressure.

STANDARD: The OPFOR element maintains enemy contact while the enemy withdraws. 1. Engages the enemy forces decisively. 2. Advances the OPFOR as the enemy forces withdraw. 3. Inflicts heavy casualties. 4. Captures the members of the enemy force. 5. Captures documents and equipment. 6. Safeguards the captured documents, the equipment, and the personnel.

ELEMENTS: Company
 Horizontal Construction Platoon
 Two General Construction Platoons

TASK: Conduct Minesweeping Operations (05-3-0118)
 (FM 20-32)

ITERATION: 1 2 3 4 5 M (Circle)

COMMANDER/LEADER ASSESSMENT: T P U (Circle)

CONDITIONS: The follow-on forces are preparing to move forward over a designated main supply route (MSR). The maneuver commander directs a route minesweeping operation. The element is directed to perform the sweep along a route containing enemy mines. The area is secure, but enemy contact with squad-size or smaller elements is possible. The security team is provided. Digital units have performed functionality checks, and systems are operational. Some iterations of this task should be performed in MOPP4.

TASK STANDARDS: The element detects and destroys or removes all mines from the specified route so that there are no friendly casualties to mines within the time standards outlined below. Digital units send and receive reports using frequency-modulated (FM) or digital means to update the task force (TF) common operational picture (COP) and provide situational awareness (SA). The time required to perform this task is increased when conducting it in mission-oriented protection posture (MOPP) 4.

TASK STEPS AND PERFORMANCE MEASURES	GO	NO-GO
<p>* 1. The element leader plans the minesweeping operation. NOTE: The Army Battle Command System (ABCS) can be integrated to enhance SA and send and receive reports.</p> <ul style="list-style-type: none"> a. Gathered intelligence from the element leader and the Intelligence Officer (US Army) (S2) concerning the route (any history of mining, booby traps, or disruption to communications). b. Designated the areas to be swept; for example, the natural man-made obstacles, vegetation, communication lines, culverts, and ditches. c. Performed a map reconnaissance of the route, the location, the length of the sweep, and established checkpoints. d. Coordinated with the security team and established a rendezvous point using universal transverse Mercator (UTM) (grid) coordinates and time. <p>* 2. The element leader determines the sweep method.</p> <ul style="list-style-type: none"> a. Used the hasty minesweeping method (rate is 3 to 5 kilometers per hour [kph] when the tactical situation did not permit time for a deliberate sweep or the need to open the route was urgent). b. Used the deliberate minesweeping method (rate is 1 to 3 kph) when time was not a factor. Incorporated electronic and visual sweeps of the entire route that were very thorough and time-consuming. c. Used the combination minesweeping method (rate is determined by the amount of the deliberate sweep conducted) when areas of the route (but not the entire route) required deliberate procedures (history of enemy mining). <p>* 3. The element leader briefs the squad and the security element using the five-paragraph order.</p> <ul style="list-style-type: none"> a. Briefed the sweep to be conducted (hasty, deliberate, or combination). b. Briefed the organization on the sweep team operation (less personnel are required for the hasty method). Specified column or echelon minesweeping. 		

TASK STEPS AND PERFORMANCE MEASURES	GO	NO-GO
<p>(1) Specified the makeup of the sweep team in column minesweeping when the area to be swept had a front of less than 2 meters (minimum makeup of one detector or operator, one noncommissioned officer in charge [NCOIC], one mine marker, two demolition men, one relief detector operator, and one messenger or radio operator).</p> <p>(2) Specified the makeup of the sweep team in echelon minesweeping when the area to be swept had a front of more than 2 meters (consists of multiples of one detector operator, one mine marker, one demolition man, and one relief detector operator [each to cover 2 meters of front]).</p> <p>c. Briefed the mission to the security team, indicating what actions to take when enemy contact was made and when mines were encountered.</p> <p>d. Briefed safety to all personnel (wear helmets and flak jackets, do not run, move only in cleared areas, assume all mines and booby traps are equipped with antihandling devices [AHDs], and make sure that there is only one person at a time at a mine location).</p> <p>* 4. The element leader inspects the sweep and the security team's equipment.</p> <p>a. Inspected helmets, load-bearing equipment (LBE), weapons, and flak jackets for serviceability and fit.</p> <p>b. Inspected the mine detectors for operation and determined the availability of additional detectors.</p> <p>c. Inspected the communications equipment for operation and secure mode. Performed a communications check.</p> <p>d. Inspected vehicles for sandbagged floors and beds.</p> <p>e. Checked for 1-pound blocks of explosives, detonating cord, a time fuse, and blasting caps.</p> <p>f. Inspected the grapnel hooks, rope, and wire for serviceability.</p> <p>g. Inspected nonmetallic probes for serviceability.</p> <p>5. The squad conducts minesweeping operations.</p> <p>6. The security team supports the sweep team.</p> <p>a. Positioned themselves according to mission, enemy, terrain, troops, time available, and civilian considerations (METT-TC).</p> <p>b. Supported the sweep team upon enemy contact.</p> <p>c. Ensured the safety of the sweep team.</p> <p>d. Watched for trip wires and booby traps.</p> <p>7. The element reacts to emergency situations.</p> <p>a. Reacted to an enemy attack.</p> <p>b. Ceased all operations when members located mines and alerted the security team. Pinpointed the mine location while remaining alert for booby traps and AHDs, identified mines, and notified higher headquarters (HQ).</p> <p>8. The element operates the mine detectors and sweeps the route.</p> <p>* 9. The element leader ensures that the detector operators are relieved every 20 minutes.</p> <p>a. Ensured that the detector operators were at least 8 meters apart when conducting a sweep.</p> <p>b. Swept a 2-meter front for each detector.</p> <p>10. The element probes to locate mines.</p> <p>a. Used probes to confirm the exact location of mines.</p> <p>b. Probed every 5 centimeters across a 1-meter front.</p>		

TASK STEPS AND PERFORMANCE MEASURES	GO	NO-GO
<p>c. Probed gently into the ground at an angle less than 45 degrees.</p> <p>d. Pushed the probe with just enough pressure so that it sank slowly into the ground.</p> <p>e. Stopped probing as soon as resistance was encountered.</p> <p>f. Used the tip of the probe and their hands to remove soil and identify the object. If the object was a mine, removed enough soil to show the mine type and then marked its location.</p> <p>11. The element destroys or removes mines.</p> <p>*12. The officer in charge (OIC) determines if mines will be destroyed.</p> <p>a. Destroyed mines by placing a demolition block next to each mine.</p> <p>b. Removed mines with a grapnel hook and a rope or wire.</p> <p>c. Notified explosive ordnance disposal (EOD) personnel of enemy mines. The friendly mines with AHDs or booby traps were neutralized by hand.</p> <p>13. The element verifies that the route is cleared.</p> <p>a. Used a tank-mounted roller when available.</p> <p>b. Used an expedient method. Prepared a 2 1/2-ton (or larger) vehicle by placing sandbags on the floor and cargo compartment and removing the cab shield (headache board). Then slowly backed the vehicle over the entire route.</p> <p>*14. The element leader submits reports according to the unit's standing operating procedure (SOP).</p> <p>a. Submitted a spot report (SPOTREP) if any mines or booby traps were detected.</p> <p>b. Submitted the work status or completion reports as required to ensure that commanders were aware of changes.</p> <p>c. Submitted mine or booby-trap incident reports. Each incident was documented and forwarded through intelligence channels at the end of the operation.</p> <p>*15. The element leader briefs the platoon leader, the platoon sergeant, and the commander upon completion of the mission.</p> <p>*16. The element leader ensures that the maintenance is performed and the equipment is stored.</p>		

TASK PERFORMANCE / EVALUATION SUMMARY BLOCK							
ITERATION	1	2	3	4	5	M	TOTAL
TOTAL TASK STEPS EVALUATED							
TOTAL TASK STEPS "GO"							
TRAINING STATUS "GO"/"NO-GO"							

"*" indicates a leader task step.

SUPPORTING INDIVIDUAL TASKS

Task Number	Task Title	References
052-192-1021	Locate Mines by Visual Means	STP 5-12B1-SM STP 5-62G13-SM-TG
052-192-1230	Identify Mines and Firing Devices, Friendly and Enemy	STP 5-12B1-SM

SUPPORTING INDIVIDUAL TASKS

Task Number	Task Title	References
052-192-2026	Direct a Minefield Marking Party	STP 5-62G13-SM-TG STP 5-12B24-SM-TG
052-192-3034	Direct a Deliberate Minefield Reconnaissance Patrol	STP 5-62G13-SM-TG STP 5-12B24-SM-TG
052-192-3050	Direct a Mine Sweeping Party	STP 5-62G13-SM-TG STP 5-12B24-SM-TG
052-192-3060	Conduct a Breach of a Minefield	STP 5-62G13-SM-TG STP 5-12B24-SM-TG
052-192-4045	Conduct Route Sweep Operations	STP 5-62G13-SM-TG STP 5-12B24-SM-TG
052-192-4052	Supervise Minefield Clearing Operations	STP 5-12B24-SM-TG
052-256-3034	Organize Jobsite Security	STP 5-62N34-SM-TG

SUPPORTING COLLECTIVE TASKS

Task Number	Task Title	References
05-2-0413	Conduct Engineer Intelligence Collection	ARTEP 5-053-35-MTP ARTEP 5-113-35-MTP ARTEP 5-335-65-MTP ARTEP 5-337-35-MTP ARTEP 5-435-67-MTP ARTEP 5-437-36-MTP ARTEP 5-437-38-MTP ARTEP 5-500-66-MTP
05-2-1218	Conduct Report Procedures	ARTEP 5-026-34-MTP ARTEP 5-027-10-MTP ARTEP 5-053-11-MTP ARTEP 5-053-12-MTP ARTEP 5-053-35-MTP ARTEP 5-063-10-MTP ARTEP 5-063-11-MTP ARTEP 5-063-35-MTP ARTEP 5-113-11-MTP ARTEP 5-113-12-MTP ARTEP 5-113-35-MTP ARTEP 5-156-34-MTP ARTEP 5-157-10-MTP ARTEP 5-216-34-MTP ARTEP 5-217-10-MTP ARTEP 5-335-60-MTP ARTEP 5-335-65-MTP ARTEP 5-337-10-MTP ARTEP 5-337-35-MTP ARTEP 5-423-11-MTP ARTEP 5-424-35-MTP ARTEP 5-426-34-MTP ARTEP 5-427-10-MTP ARTEP 5-434-35-MTP ARTEP 5-435-67-MTP ARTEP 5-437-10-MTP ARTEP 5-437-11-MTP ARTEP 5-437-36-MTP

SUPPORTING COLLECTIVE TASKS

Task Number	Task Title	References
05-2-1380	Identify Terrain Information Requirements	ARTEP 5-437-38-MTP ARTEP 5-446-34-MTP ARTEP 5-446-36-MTP ARTEP 5-447-10-MTP ARTEP 5-447-11-MTP ARTEP 5-463-10-MTP ARTEP 5-463-12-MTP ARTEP 5-463-15-MTP ARTEP 5-463-17-MTP ARTEP 5-603-35-MTP ARTEP47-002-47X-MTP

OPFOR TASKS AND STANDARDS

TASK: Surrender to the Capturing Unit on the Battlefield (5-OPFOR-0024)

CONDITION: The enemy has captured opposing forces (OPFOR) element's soldiers, documents, and equipment sensitive to the OPFOR tactical operations.

STANDARD: The OPFOR soldiers retain or destroy documents and equipment. The OPFOR element surrenders the documents and the equipment of no tactical use to the enemy and attempts to conceal or destroy items of tactical value. The OPFOR element attempts escape and evasion. 1. Prevents the successful capture of the documents and the equipment. 2. Destroys the documents and the equipment. 3. Removes identifying markings from the equipment. 4. Removes unit-identifying insignia. 5. Provides misleading information. 6. Plans an escape. 7. Delays movement to the nearest collection point. 8. Prevents safeguarding of the enemy prisoners of war (EPWs) in order to cause embarrassment to the United States (US).

TASK: Conduct Sniper Operations (5-OPFOR-0006)

CONDITION: The opposing forces (OPFOR) element has assigned snipers (regular or irregular elements) in the enemy's rear area along the main supply route (MSR) and near support sites.

STANDARD: The OPFOR element kills or wounds targets. 1. Sets up a well-concealed location. 2. Engages vehicle drivers or personnel on foot with short bursts of semiautomatic fire. 3. Kills or wounds selected targets. 4. Prevents the position from being discovered by enemy forces. 5. Evacuates the area without being spotted. 6. Reports all specified priority intelligence requirements (PIR) and other intelligence requirements to the OPFOR headquarters (HQ).

TASK: Disrupt a Net Control Station (NCS) (5-OPFOR-0019)

CONDITION: The enemy has established a NCS. The opposing forces (OPFOR) element has radio and jamming equipment.

STANDARD: The OPFOR element attempts to disrupt an NCS. 1. Attempts to locate the radio frequency that the unit is operating on. 2. Attempts to enter the radio net. 3. Attempts to issue "bogus" orders to a unit on the net. 4. Jams the radio frequency and forces the unit to go to an alternate frequency.

TASK: Conduct a Raid (5-OPFOR-0004)

CONDITION: The opposing forces (OPFOR) element has occupied an objective rally point and has orders to conduct a raid on a combat service support (CSS) base.

STANDARD: The OPFOR element infiltrates the enemy's base and destroys all of the targets. 1. Surprises the enemy forces. 2. Assaults the support base and accomplishes the assigned tasks. 3. Destroys the specified equipment and supplies. 4. Avoids being decisively engaged. 5. Withdraws all personnel from the objective areas within the time prescribed. 6. Obtains all priority intelligence requirements (PIR) from the raid site. 7. Sustains only light casualties from enemy fire.

TASK: Conduct an Attack (5-OPFOR-0008)

CONDITION: The enemy is conducting tactical operations. The opposing forces (OPFOR) element receives orders to attack the enemy, the area of occupation, or the main supply route (MSR) with smoke.

STANDARD: The OPFOR element disrupts the enemy's movement and smoke operations. 1. Determines the delivery method of the smoke attack. 2. Locates the target. 3. Delivers the smoke attack downwind. 4. Attacks the enemy with smoke, and surge attacks when the enemy responds to the smoke.

TASK: Disrupt Construction of Vehicle Fighting Positions (5-OPFOR-0020)

CONDITION: The opposing forces (OPFOR) element has located the enemy. The priority intelligence requirements (PIR) and other intelligence obtained by OPFOR patrols indicate the enemy is constructing vehicle fighting positions within its defensive area. The OPFOR element has automatic and antiarmor weapons and light mortars.

STANDARD: The OPFOR element attempts to disrupt the enemy's efforts to establish vehicle fighting positions. 1. Locates the defensive area. 2. Surprises the main body. 3. Penetrates the defensive area with squad-size probes. 4. Inflicts casualties on the unit. 5. Destroys vehicles. 6. Disrupts the unit's preparations (prevents or delays beyond the unit's allotted time).

TASK: Defeat Obstacles (5-OPFOR-0009)

CONDITION: The opposing forces (OPFOR) element encounters an obstacle that blocks the avenue of approach as it advances upon the enemy forces.

STANDARD: The OPFOR element bypasses or breaches the enemy obstacle. 1. Detects the obstacle before halting its main body. 2. Defeats the obstacle. a. Bypasses the obstacle without entering the engagement areas. b. Breaches the obstacle within 45 minutes and passes its entire force through the obstacle. 3. Does not incur degradation to the point that the mission must be discontinued.

TASK: Disrupt an Engineer Reconnaissance (5-OPFOR-0022)

CONDITION: The enemy is conducting an engineer reconnaissance. The opposing forces (OPFOR) element is positioned along the enemy's route.

STANDARD: The OPFOR element disrupts an engineer reconnaissance. 1. Prevents the unit from meeting its specified time schedule. 2. Forces the unit to deviate from its specified route. 3. Prevents the unit from accomplishing its assigned engineer reconnaissance. 4. Surprises the unit conducting the reconnaissance.

TASK: Conduct an Aerial Reconnaissance (5-OPFOR-0010)

CONDITION: The opposing forces (OPFOR) headquarters (HQ) element requires intelligence on the locations and identification of the enemy elements. Aircraft is dispatched to take photographs and make a visual inspection of the enemy rear area.

STANDARD: The OPFOR element gathers photograph intelligence of the enemy. 1. Photographs the assigned sectors. 2. Makes quick visual checks where the ceiling is low. 3. Locates enemy positions in the area, particularly support and storage bases, and command and control (C2) facilities. 4. Sustains no loss of aircraft. 5. Reports priority intelligence requirements (PIR) and other information requirements to the OPFOR HQ.

TASK: Conduct Terrorist and Saboteur Attacks (5-OPFOR-0005)

CONDITION: The opposing forces (OPFOR) element dispatches small teams into the enemy's rear area to disrupt combat service support (CSS) operations.

STANDARD: The enemy sustains disrupted command and control (C2), destroyed equipment and supplies, and light casualties. 1. Locates rear support bases and C2 facilities. 2. Delays and disrupts CSS operations through probes. 3. Infiltrates CSS bases to conduct sabotage and terrorist activities. 4. Inflicts light casualties. 5. Destroys supplies and equipment.

TASK: Disrupt Defensive Preparations (5-OPFOR-0018)

CONDITION: The opposing forces (OPFOR) element has located the enemy. Priority intelligence requirements (PIR) and other intelligence requirements obtained by OPFOR patrols indicate that the enemy elements are establishing defensive positions. The OPFOR element has automatic and antiarmor weapons and light mortars.

STANDARD: The OPFOR element disrupts and delays the enemy's defensive preparations. 1. Locates and penetrates the enemy's security system. 2. Forces the enemy to delay defensive preparations. 3. Disrupts the enemy's obstacle preparations.

TASK: Disrupt Quartering Party Operations (5-OPFOR-0017)

CONDITION: The enemy is conducting quartering party operations. It has established an assembly area (AA) but has not moved in the main body.

STANDARD: The opposing forces (OPFOR) element attempts to disrupt quartering party operations and infiltrate the enemy's AA. 1. Locates the quartering party and the AA. 2. Surprises the main body. 3. Penetrates the AA with squad-size probes. 4. Inflicts personnel casualties and vehicle damage. 5. Disrupts the unit's preparations (prevents or delays beyond the unit's allotted time).

TASK: Disrupt Enemy Movement and Operations Using Tactical Nuclear Weapons (5-OPFOR-0016)

CONDITION: The opposing forces (OPFOR) element has located the enemy. Priority intelligence requirements (PIR) and other intelligence requirements have been obtained by OPFOR patrols. Tactical nuclear weapons are employed against key locations in the rear area.

STANDARD: The OPFOR element disrupts enemy movement and operations. 1. Disrupts or delays the movement of the enemy's equipment and supplies to the forward areas. 2. Destroys enemy equipment and supplies. 3. Inflicts a high rate of nuclear casualties among the enemy forces. 4. Denies the enemy the use of specified areas. 5. Contaminates the enemy's equipment and supplies.

TASK: Disrupt Enemy Movement and Operations Using Persistent and Nonpersistent Chemical Weapons (5-OPFOR-0015)

CONDITION: The opposing forces (OPFOR) element has located the enemy. Priority intelligence requirements (PIR) and other intelligence requirements have been obtained by OPFOR patrols. The OPFOR units deliver chemical agents, by means of conventional artillery weapons or aircraft, along selected supply routes and key bases in the rear area.

STANDARD: The OPFOR element disrupts enemy movement and operations using persistent and nonpersistent chemical weapons. 1. Delivers chemical agents in low and densely wooded areas. 2. Delays the movement of enemy supplies and equipment to the forward areas. 3. Restricts the movement of the enemy units in the rear area. 4. Channels the movement of enemy units into predesignated ambush areas. 5. Contaminates enemy supplies and equipment. 6. Inflicts a high rate of casualties on enemy forces.

TASK: Counter Passage of Lines (5-OPFOR-0012)

CONDITION: Enemy forces are in defensive positions, but they are expected to attempt passage-of-lines operations. The opposing forces (OPFOR) received orders to disrupt enemy passage-of-lines operations.

STANDARD: The OPFOR element delays or prevents enemy passage of lines. 1. Delays the passage. 2. Prevents the company from moving all personnel through the stationary unit. 3. Engages the main body of either the moving or the stationary unit.

TASK: Disrupt Movement (5-OPFOR-0014)

CONDITION: The enemy is expected to move through the opposing forces (OPFOR) element's area of operations. The OPFOR element has received an operation order (OPORD) or fragmentary order (FRAGO) to disrupt enemy movement. The enemy has the capability to defend with direct fire and antiarmor weapons.

STANDARD: The OPFOR element delays enemy movement. 1. Delays the element. 2. Forces the element to deviate from its route. 3. Prevents the element from reaching its destination. 4. Surprises the element's main body.

TASK: Conduct Air Attacks (5-OPFOR-0002)

CONDITION: The opposing forces (OPFOR) element in the rear area has forwarded the positions of the enemy support sites or the locations of moving elements. The OPFOR aircraft have been dispatched to attack enemy installations or convoys.

STANDARD: The OPFOR element attempts to delay, disrupt, or damage the enemy targets by air. 1. Locates the target (support sites or convoys). 2. Makes attack runs on the designated targets. 3. Inflicts heavy damage to the selected target. 4. Sustains no loss of aircraft. 5. Delays moving the force for more than one hour.

TASK: Defend a Minefield (5-OPFOR-0023)

CONDITION: The enemy is conducting a minefield sweeping operation. The opposing forces (OPFOR) element has a minefield placed in the enemy's path. The minefield is under constant observation and fire.

STANDARD: The OPFOR element defends a minefield against an enemy element conducting a minefield sweeping operation. 1. Prevents the unit from detecting the obstacle. 2. Disrupts the minefield sweeping operation. 3. Prevents the unit from conducting the minefield sweeping operation, prevents the unit from moving all personnel through the breach, or delays the completion of the minefield sweeping operation for more than 45 minutes.

TASK: Attack (5-OPFOR-0001)

CONDITION: The opposing forces (OPFOR) element has located the enemy. The priority intelligence requirements (PIR) and the other intelligence requirements have been obtained by OPFOR patrols. The OPFOR element has automatic and antiarmor weapons and light mortars.

STANDARD: The OPFOR element attempts to seize the terrain, the vehicles, or the equipment. 1. Develops an attack plan. 2. Surprises the enemy unit's main body. 3. Initiates the attack using a scheme of maneuver that exploits the enemy's flanks, gaps, and weaknesses. 4. Uses covered and concealed routes to approach the enemy forces' flanks, gaps, or weakly held areas. 5. Employs indirect fire to support the attack. 6. Penetrates enemy defenses. 7. Destroys the equipment and the supplies. 8. Inflicts heavy casualties. 9. Isolates the combat service support (CSS) base by blocking the reinforcements. 10. Forces the enemy units to displace. 11. Avoids being fixed in one position. 12. Withdraws before the CSS base is reinforced with tactical combat forces.

TASK: Disrupt Assembly Area (AA) Activities (5-OPFOR-0013)

CONDITION: Intelligence reports indicate that platoon- and company-size enemy units are operating in the opposing forces (OPFOR) area of operations. Enemy units can defend from AAs with direct fire, antiarmor weapons, and indirect fire. The enemy has close air support (CAS) and nuclear, biological, and chemical (NBC) capabilities.

STANDARD: The OPFOR element locates and disrupts the enemy's AA activities. 1. Locates the element's AA. 2. Probes the AA with squad- or team-size elements. 3. Inflicts more than 5 percent casualties on the element. 4. Disrupts the element's preparations (prevents or delays beyond the element's allotted time).

TASK: Conduct an Ambush (5-OPFOR-0007)

CONDITION: The enemy is moving in a convoy. The opposing forces (OPFOR) element is positioned along the enemy's route.

STANDARD: The OPFOR element inflicts casualties on the enemy and causes vehicle and equipment damage. 1. Prepares an ambush site before the element arrives. 2. Surprises march element forces. 3. Inflicts heavy casualties within the designated kill zone. 4. Inflicts heavy damage to the vehicles and the equipment within the designated kill zone. 5. Delays the march element from reaching a specified destination for a specified period of time. 6. Withdraws on order. 7. Sustains no casualties. 8. Reports actions to superiors.

TASK: Maintain Contact (5-OPFOR-0003)

CONDITION: The opposing forces (OPFOR) element is engaged with enemy base-defense forces. The enemy forces are withdrawing under pressure.

STANDARD: The OPFOR element maintains enemy contact while the enemy withdraws. 1. Engages the enemy forces decisively. 2. Advances the OPFOR as the enemy forces withdraw. 3. Inflicts heavy casualties. 4. Captures the members of the enemy force. 5. Captures documents and equipment. 6. Safeguards the captured documents, the equipment, and the personnel.

TASK: Disrupt a Route Reconnaissance (5-OPFOR-0021)

CONDITION: The enemy is conducting a route reconnaissance. The opposing forces (OPFOR) element is positioned along the enemy's route.

STANDARD: The OPFOR element attempts to disrupt a squad/section conducting a route reconnaissance. 1. Prevents the unit from meeting its specified time schedule. 2. Forces the unit to deviate from its specified route. 3. Prevents the unit from reaching its assigned destination. 4. Surprises the squad/section. 5. Inflicts casualties on the unit.

ELEMENTS: Horizontal Construction Platoon
 Two General Construction Platoons
 Six General Construction Squads

TASK: Construct Wire Obstacles (05-3-0303)
 (FM 5-34) (FM 20-32) (FM 5-102)
 (FM 90-7)

ITERATION: 1 2 3 4 5 M (Circle)
COMMANDER/LEADER ASSESSMENT: T P U (Circle)

CONDITIONS: The element receives a fragmentary order (FRAGO) or an operation order (OPORD) to construct a wire obstacle at an 8-digit grid location to reinforce terrain in support of the scheme of maneuver. The element has the materials available to construct the wire obstacle. The wire obstacle may be emplaced as a tactical or protective obstacle. Digital units have performed functionality checks, and systems are operational. Some iterations of this task should be performed in MOPP4.

TASK STANDARDS: The element emplaces the obstacle to standard according to higher headquarters (HQ) requirements (tactical [disrupt, fix, turn, or block] or protective) and the timeline specified in the FRAGO or OPORD. The element sites and constructs the obstacle, performs an obstacle turnover, and reports to higher HQ or the supported maneuver unit HQ. Digital units send and receive reports using frequency-modulated (FM) or digital means. The element updates overlays and provides appropriate Department of the Army (DA) forms according to the unit's tactical standing operating procedure (TACSOP) and the applicable Standardization Agreement (STANAG). The time required to conduct this task is increased when conducted in mission-oriented protection posture (MOPP) 4.

TASK STEPS AND PERFORMANCE MEASURES	GO	NO-GO
<p>* 1. The element leader receives a FRAGO or OPORD to construct a wire obstacle to reinforce terrain in support of the scheme of maneuver. NOTE: Digital units send orders and reports and perform a map reconnaissance using the Army Battle Command System (ABCS) according to the unit's TACSOP. a. Conducted a thorough map reconnaissance, including the route and the terrain. b. Reviewed the unit's standing operating procedure (SOP) or TACSOP. c. Conducted troop-leading procedures. d. Conducted precombat checks (PCCs) and precombat inspections (PCIs). e. Conducted a risk management assessment and a safety briefing according to the unit's SOP or TACSOP.</p> <p>* 2. The element leader prepares to construct a wire obstacle. a. Reconnoitered the site to consider needed security, potential actions on contact, and the accessibility of materials. b. Organized the work party.</p> <p>* 3. The element leader and overwatch units site the obstacle as part of the overwatch unit's engagement area (EA) development process. NOTE: Cover the obstacle with direct and/or indirect fire.</p> <p>4. The element constructs the wire obstacle. NOTE: Digital units report obstacle completion and locations by populating the Force XXI Battle Command Brigade and Below (FBCB2) System and report to higher HQ according to the unit's TACSOP. a. Used triple-standard concertina. (1) Worked from the enemy side to the friendly side.</p>		

TASK STEPS AND PERFORMANCE MEASURES	GO	NO-GO
<p>(2) Spaced the pickets at 3.8-meter (5-pace) intervals.</p> <p>NOTE: 1 meter equals 1.3 paces.</p> <p>(3) Staggered the rear row.</p> <p>(4) Secured the bottom rolls with horizontal wire on both the enemy side and the friendly side.</p> <p>(5) Anchored the horizontal wire to the anchor (short) pickets, 1.5 meters (2 paces) from the end of the long pickets.</p> <p>(6) Secured the top roll, the horizontal wire, and the bottom roll on the friendly side with wire ties midway between pickets.</p> <p>(7) Completed construction within the time standard of 1 squad hour per 100 meters during daylight or 1.5 squad hours per 100 meters in darkness.</p> <p>b. Prepared the knife rest.</p> <p>(1) Prepared a knife rest 3 to 5 meters long.</p> <p>(2) Secured the knife rest to the ground 3 to 5 meters between the cross members with a minimum height of 1.2 meters and tightly lashed together.</p> <p>(3) Completed construction within the time standard of 1 squad hour per knife rest during daylight or 1.5 squad hours per knife rest in darkness.</p> <p>c. Prepared a double-apron, 4-2 pace fence.</p> <p>(1) Laid the fence centerline.</p> <p>(2) Spaced the long pickets at 3-meter (4-pace) intervals.</p> <p>(3) Spaced anchor pickets 1.5 meters (2 paces) in each direction away from the centerline and midway between the long pickets.</p> <p>(4) Installed all 12 wires working from the enemy side to the friendly side.</p> <p>NOTE: No antitank mines should be placed in the fence.</p> <p>(5) Used the correct wire ties and ensured that all of the wires were tight.</p> <p>(6) Completed construction within the time standard of 3 squad hours per 100 meters during daylight or 4.5 squad hours per 100 meters in darkness.</p> <p>d. Constructed an 11-row antivehicular wire obstacle.</p> <p>(1) Spaced pickets at 3.8-meter (5-pace) intervals.</p> <p>(2) Placed the concertina wire over the long pickets and placed a 20-centimeter-diameter log between the 5th and 6th rows.</p> <p>(3) Anchored the horizontal wires to the anchor stakes, 1.5 meters (2 paces) from each end of the concertina.</p> <p>(4) Ensured that the obstacle was no less than 10 meters (11 rows) deep.</p> <p>(5) Completed construction within the time standard of 1squad hour during daylight or 2 squad hours in darkness.</p> <p>NOTE: The time standard given is for entanglements that are 15 meters wide and 10 meters (11 rows) deep.</p> <p>* 5. The element leader ensures that the wire obstacle meets the commander's intent and requirements.</p> <p>* 6. The element leader submits initiation reports, status updates, and completion reports to higher HQ according to the unit's SOP or TACSOP.</p> <p>* 7. The element leader conducts an obstacle turnover to the overwatch unit according to the unit's SOP or TACSOP.</p> <p>NOTE: Refer to Field Manual (FM) 20-32 for information on how to prepare an obstacle turnover checklist.</p>		

TASK PERFORMANCE / EVALUATION SUMMARY BLOCK							
ITERATION	1	2	3	4	5	M	TOTAL
TOTAL TASK STEPS EVALUATED							
TOTAL TASK STEPS "GO"							
TRAINING STATUS "GO"/"NO-GO"							

"*" indicates a leader task step.

SUPPORTING INDIVIDUAL TASKS

Task Number	Task Title	References
052-195-2101	Direct Construction of Wire Entanglements	STP 5-12B24-SM-TG STP 5-62G13-SM-TG
052-195-3066	Direct Construction of Nonexplosive Obstacles	STP 5-12B24-SM-TG STP 5-62G13-SM-TG
052-195-3067	Determine Logistical Requirements for Wire Obstacles	STP 5-12B24-SM-TG STP 5-62G13-SM-TG

SUPPORTING COLLECTIVE TASKS

Task Number	Task Title	References
05-2-0001	Prepare an Obstacle Plan	ARTEP 5-027-35-MTP ARTEP 5-053-35-MTP ARTEP 5-063-35-MTP ARTEP 5-113-35-MTP ARTEP 5-157-35-MTP ARTEP 5-217-35-MTP ARTEP 5-335-65-MTP ARTEP 5-337-35-MTP ARTEP 5-427-35-MTP ARTEP 5-435-67-MTP ARTEP 5-437-36-MTP ARTEP 5-437-38-MTP ARTEP 5-447-35-MTP ARTEP 5-447-37-MTP
05-2-7008	Prepare an Operation Order (OPORD) (Company/Platoon)	ARTEP 5-026-34-MTP ARTEP 5-027-10-MTP ARTEP 5-027-35-MTP ARTEP 5-053-11-MTP ARTEP 5-053-12-MTP ARTEP 5-053-35-MTP ARTEP 5-063-10-MTP ARTEP 5-063-11-MTP ARTEP 5-063-35-MTP ARTEP 5-113-11-MTP ARTEP 5-113-12-MTP ARTEP 5-113-35-MTP ARTEP 5-145-12-MTP ARTEP 5-145-32-MTP ARTEP 5-156-34-MTP

SUPPORTING COLLECTIVE TASKS

Task Number	Task Title	References
		ARTEP 5-157-10-MTP
		ARTEP 5-157-35-MTP
		ARTEP 5-216-34-MTP
		ARTEP 5-217-10-MTP
		ARTEP 5-217-35-MTP
		ARTEP 5-335-60-MTP
		ARTEP 5-335-65-MTP
		ARTEP 5-335-70-MTP
		ARTEP 5-336-34-MTP
		ARTEP 5-337-10-MTP
		ARTEP 5-337-35-MTP
		ARTEP 5-413-35-MTP
		ARTEP 5-416-14-MTP
		ARTEP 5-416-34-MTP
		ARTEP 5-417-13-MTP
		ARTEP 5-423-11-MTP
		ARTEP 5-423-35-MTP
		ARTEP 5-424-35-MTP
		ARTEP 5-426-34-MTP
		ARTEP 5-427-10-MTP
		ARTEP 5-427-35-MTP
		ARTEP 5-434-35-MTP
		ARTEP 5-436-35-MTP
		ARTEP 5-436-37-MTP
		ARTEP 5-437-10-MTP
		ARTEP 5-437-11-MTP
		ARTEP 5-437-36-MTP
		ARTEP 5-437-38-MTP
		ARTEP 5-446-34-MTP
		ARTEP 5-446-36-MTP
		ARTEP 5-447-10-MTP
		ARTEP 5-447-11-MTP
		ARTEP 5-447-35-MTP
		ARTEP 5-447-37-MTP
		ARTEP 5-463-10-MTP
		ARTEP 5-463-12-MTP
		ARTEP 5-463-15-MTP
		ARTEP 5-463-17-MTP
		ARTEP 5-463-35-MTP
		ARTEP 5-463-36-MTP
		ARTEP 5-473-35-MTP
		ARTEP 5-500-66-MTP
		ARTEP 5-520-10-MTP
		ARTEP 5-520-12-MTP
		ARTEP 5-520-14-MTP
		ARTEP 5-530-14-MTP
		ARTEP 5-530-16-MTP
		ARTEP 5-603-35-MTP
		ARTEP 5-605-66-MTP
		ARTEP 5-607-35-MTP
		ARTEP 5-608-35-MTP
		ARTEP 5-616-34-MTP
		ARTEP 5-617-10-MTP

SUPPORTING COLLECTIVE TASKS

Task Number	Task Title	References
		ARTEP 5-617-11-MTP ARTEP 5-617-35-MTP

OPFOR TASKS AND STANDARDS

TASK: Maintain Contact (5-OPFOR-0003)

CONDITION: The opposing forces (OPFOR) element is engaged with enemy base-defense forces. The enemy forces are withdrawing under pressure.

STANDARD: The OPFOR element maintains enemy contact while the enemy withdraws. 1. Engages the enemy forces decisively. 2. Advances the OPFOR as the enemy forces withdraw. 3. Inflicts heavy casualties. 4. Captures the members of the enemy force. 5. Captures documents and equipment. 6. Safeguards the captured documents, the equipment, and the personnel.

TASK: Conduct an Ambush (5-OPFOR-0007)

CONDITION: The enemy is moving in a convoy. The opposing forces (OPFOR) element is positioned along the enemy's route.

STANDARD: The OPFOR element inflicts casualties on the enemy and causes vehicle and equipment damage. 1. Prepares an ambush site before the element arrives. 2. Surprises march element forces. 3. Inflicts heavy casualties within the designated kill zone. 4. Inflicts heavy damage to the vehicles and the equipment within the designated kill zone. 5. Delays the march element from reaching a specified destination for a specified period of time. 6. Withdraws on order. 7. Sustains no casualties. 8. Reports actions to superiors.

TASK: Defeat Obstacles (5-OPFOR-0009)

CONDITION: The opposing forces (OPFOR) element encounters an obstacle that blocks the avenue of approach as it advances upon the enemy forces.

STANDARD: The OPFOR element bypasses or breaches the enemy obstacle. 1. Detects the obstacle before halting its main body. 2. Defeats the obstacle. a. Bypasses the obstacle without entering the engagement areas. b. Breaches the obstacle within 45 minutes and passes its entire force through the obstacle. 3. Does not incur degradation to the point that the mission must be discontinued.

TASK: Gather Intelligence (5-OPFOR-0011)

CONDITION: The opposing forces (OPFOR) small element, operating in the rear area, is planning attacks on enemy bases. Information is needed to complete the plans.

STANDARD: The OPFOR element infiltrates, gathers intelligence information, and submits its findings to the command. 1. Identifies all priority intelligence requirements (PIR) and other intelligence requirements. 2. Passes through any outpost, defensive wire, or warning devices undetected. 3. Moves to an observation point that offers cover and concealment and is clear enough to gather PIR and other intelligence requirements. 4. Gathers all PIR and other intelligence requirements. 5. Withdraws from the area undetected. 6. Reports all information to the OPFOR headquarters (HQ).

TASK: Disrupt Movement (5-OPFOR-0014)

CONDITION: The enemy is expected to move through the opposing forces (OPFOR) element's area of operations. The OPFOR element has received an operation order (OPORD) or fragmentary order (FRAGO) to disrupt enemy movement. The enemy has the capability to defend with direct fire and antiarmor weapons.

STANDARD: The OPFOR element delays enemy movement. 1. Delays the element. 2. Forces the element to deviate from its route. 3. Prevents the element from reaching its destination. 4. Surprises the element's main body.

TASK: Disrupt Defensive Preparations (5-OPFOR-0018)

CONDITION: The opposing forces (OPFOR) element has located the enemy. Priority intelligence requirements (PIR) and other intelligence requirements obtained by OPFOR patrols indicate that the enemy elements are establishing defensive positions. The OPFOR element has automatic and antiarmor weapons and light mortars.

STANDARD: The OPFOR element disrupts and delays the enemy's defensive preparations. 1. Locates and penetrates the enemy's security system. 2. Forces the enemy to delay defensive preparations. 3. Disrupts the enemy's obstacle preparations.

TASK: Disrupt a Net Control Station (NCS) (5-OPFOR-0019)

CONDITION: The enemy has established a NCS. The opposing forces (OPFOR) element has radio and jamming equipment.

STANDARD: The OPFOR element attempts to disrupt an NCS. 1. Attempts to locate the radio frequency that the unit is operating on. 2. Attempts to enter the radio net. 3. Attempts to issue "bogus" orders to a unit on the net. 4. Jams the radio frequency and forces the unit to go to an alternate frequency.

TASK: Conduct Sniper Operations (5-OPFOR-0006)

CONDITION: The opposing forces (OPFOR) element has assigned snipers (regular or irregular elements) in the enemy's rear area along the main supply route (MSR) and near support sites.

STANDARD: The OPFOR element kills or wounds targets. 1. Sets up a well-concealed location. 2. Engages vehicle drivers or personnel on foot with short bursts of semiautomatic fire. 3. Kills or wounds selected targets. 4. Prevents the position from being discovered by enemy forces. 5. Evacuates the area without being spotted. 6. Reports all specified priority intelligence requirements (PIR) and other intelligence requirements to the OPFOR headquarters (HQ).

TASK: Disrupt a Route Reconnaissance (5-OPFOR-0021)

CONDITION: The enemy is conducting a route reconnaissance. The opposing forces (OPFOR) element is positioned along the enemy's route.

STANDARD: The OPFOR element attempts to disrupt a squad/section conducting a route reconnaissance. 1. Prevents the unit from meeting its specified time schedule. 2. Forces the unit to deviate from its specified route. 3. Prevents the unit from reaching its assigned destination. 4. Surprises the squad/section. 5. Inflicts casualties on the unit.

TASK: Conduct an Attack (5-OPFOR-0008)

CONDITION: The enemy is conducting tactical operations. The opposing forces (OPFOR) element receives orders to attack the enemy, the area of occupation, or the main supply route (MSR) with smoke.

STANDARD: The OPFOR element disrupts the enemy's movement and smoke operations. 1. Determines the delivery method of the smoke attack. 2. Locates the target. 3. Delivers the smoke attack downwind. 4. Attacks the enemy with smoke, and surge attacks when the enemy responds to the smoke.

TASK: Disrupt Construction of Vehicle Fighting Positions (5-OPFOR-0020)

CONDITION: The opposing forces (OPFOR) element has located the enemy. The priority intelligence requirements (PIR) and other intelligence obtained by OPFOR patrols indicate the enemy is constructing vehicle fighting positions within its defensive area. The OPFOR element has automatic and antiarmor weapons and light mortars.

STANDARD: The OPFOR element attempts to disrupt the enemy's efforts to establish vehicle fighting positions. 1. Locates the defensive area. 2. Surprises the main body. 3. Penetrates the defensive area with squad-size probes. 4. Inflicts casualties on the unit. 5. Destroys vehicles. 6. Disrupts the unit's preparations (prevents or delays beyond the unit's allotted time).

TASK: Disrupt an Engineer Reconnaissance (5-OPFOR-0022)

CONDITION: The enemy is conducting an engineer reconnaissance. The opposing forces (OPFOR) element is positioned along the enemy's route.

STANDARD: The OPFOR element disrupts an engineer reconnaissance. 1. Prevents the unit from meeting its specified time schedule. 2. Forces the unit to deviate from its specified route. 3. Prevents the unit from accomplishing its assigned engineer reconnaissance. 4. Surprises the unit conducting the reconnaissance.

TASK: Conduct an Aerial Reconnaissance (5-OPFOR-0010)

CONDITION: The opposing forces (OPFOR) headquarters (HQ) element requires intelligence on the locations and identification of the enemy elements. Aircraft is dispatched to take photographs and make a visual inspection of the enemy rear area.

STANDARD: The OPFOR element gathers photograph intelligence of the enemy. 1. Photographs the assigned sectors. 2. Makes quick visual checks where the ceiling is low. 3. Locates enemy positions in the area, particularly support and storage bases, and command and control (C2) facilities. 4. Sustains no loss of aircraft. 5. Reports priority intelligence requirements (PIR) and other information requirements to the OPFOR HQ.

TASK: Conduct Terrorist and Saboteur Attacks (5-OPFOR-0005)

CONDITION: The opposing forces (OPFOR) element dispatches small teams into the enemy's rear area to disrupt combat service support (CSS) operations.

STANDARD: The enemy sustains disrupted command and control (C2), destroyed equipment and supplies, and light casualties. 1. Locates rear support bases and C2 facilities. 2. Delays and disrupts CSS operations through probes. 3. Infiltrates CSS bases to conduct sabotage and terrorist activities. 4. Inflicts light casualties. 5. Destroys supplies and equipment.

TASK: Conduct a Raid (5-OPFOR-0004)

CONDITION: The opposing forces (OPFOR) element has occupied an objective rally point and has orders to conduct a raid on a combat service support (CSS) base.

STANDARD: The OPFOR element infiltrates the enemy's base and destroys all of the targets. 1. Surprises the enemy forces. 2. Assaults the support base and accomplishes the assigned tasks. 3. Destroys the specified equipment and supplies. 4. Avoids being decisively engaged. 5. Withdraws all personnel from the objective areas within the time prescribed. 6. Obtains all priority intelligence requirements (PIR) from the raid site. 7. Sustains only light casualties from enemy fire.

TASK: Surrender to the Capturing Unit on the Battlefield (5-OPFOR-0024)

CONDITION: The enemy has captured opposing forces (OPFOR) element's soldiers, documents, and equipment sensitive to the OPFOR tactical operations.

STANDARD: The OPFOR soldiers retain or destroy documents and equipment. The OPFOR element surrenders the documents and the equipment of no tactical use to the enemy and attempts to conceal or destroy items of tactical value. The OPFOR element attempts escape and evasion. 1. Prevents the successful capture of the documents and the equipment. 2. Destroys the documents and the equipment. 3. Removes identifying markings from the equipment. 4. Removes unit-identifying insignia. 5. Provides misleading information. 6. Plans an escape. 7. Delays movement to the nearest collection point. 8. Prevents safeguarding of the enemy prisoners of war (EPWs) in order to cause embarrassment to the United States (US).

TASK: Disrupt Quartering Party Operations (5-OPFOR-0017)

CONDITION: The enemy is conducting quartering party operations. It has established an assembly area (AA) but has not moved in the main body.

STANDARD: The opposing forces (OPFOR) element attempts to disrupt quartering party operations and infiltrate the enemy's AA. 1. Locates the quartering party and the AA. 2. Surprises the main body. 3. Penetrates the AA with squad-size probes. 4. Inflicts personnel casualties and vehicle damage. 5. Disrupts the unit's preparations (prevents or delays beyond the unit's allotted time).

TASK: Disrupt Enemy Movement and Operations Using Tactical Nuclear Weapons (5-OPFOR-0016)

CONDITION: The opposing forces (OPFOR) element has located the enemy. Priority intelligence requirements (PIR) and other intelligence requirements have been obtained by OPFOR patrols. Tactical nuclear weapons are employed against key locations in the rear area.

STANDARD: The OPFOR element disrupts enemy movement and operations. 1. Disrupts or delays the movement of the enemy's equipment and supplies to the forward areas. 2. Destroys enemy equipment and supplies. 3. Inflicts a high rate of nuclear casualties among the enemy forces. 4. Denies the enemy the use of specified areas. 5. Contaminates the enemy's equipment and supplies.

TASK: Disrupt Enemy Movement and Operations Using Persistent and Nonpersistent Chemical Weapons (5-OPFOR-0015)

CONDITION: The opposing forces (OPFOR) element has located the enemy. Priority intelligence requirements (PIR) and other intelligence requirements have been obtained by OPFOR patrols. The OPFOR units deliver chemical agents, by means of conventional artillery weapons or aircraft, along selected supply routes and key bases in the rear area.

STANDARD: The OPFOR element disrupts enemy movement and operations using persistent and nonpersistent chemical weapons. 1. Delivers chemical agents in low and densely wooded areas. 2. Delays the movement of enemy supplies and equipment to the forward areas. 3. Restricts the movement of the enemy units in the rear area. 4. Channels the movement of enemy units into predesignated ambush areas. 5. Contaminates enemy supplies and equipment. 6. Inflicts a high rate of casualties on enemy forces.

TASK: Counter Passage of Lines (5-OPFOR-0012)

CONDITION: Enemy forces are in defensive positions, but they are expected to attempt passage-of-lines operations. The opposing forces (OPFOR) received orders to disrupt enemy passage-of-lines operations.

STANDARD: The OPFOR element delays or prevents enemy passage of lines. 1. Delays the passage. 2. Prevents the company from moving all personnel through the stationary unit. 3. Engages the main body of either the moving or the stationary unit.

TASK: Conduct Air Attacks (5-OPFOR-0002)

CONDITION: The opposing forces (OPFOR) element in the rear area has forwarded the positions of the enemy support sites or the locations of moving elements. The OPFOR aircraft have been dispatched to attack enemy installations or convoys.

STANDARD: The OPFOR element attempts to delay, disrupt, or damage the enemy targets by air. 1. Locates the target (support sites or convoys). 2. Makes attack runs on the designated targets. 3. Inflicts heavy damage to the selected target. 4. Sustains no loss of aircraft. 5. Delays moving the force for more than one hour.

TASK: Defend a Minefield (5-OPFOR-0023)

CONDITION: The enemy is conducting a minefield sweeping operation. The opposing forces (OPFOR) element has a minefield placed in the enemy's path. The minefield is under constant observation and fire.

STANDARD: The OPFOR element defends a minefield against an enemy element conducting a minefield sweeping operation. 1. Prevents the unit from detecting the obstacle. 2. Disrupts the minefield sweeping operation. 3. Prevents the unit from conducting the minefield sweeping operation, prevents the unit from moving all personnel through the breach, or delays the completion of the minefield sweeping operation for more than 45 minutes.

TASK: Attack (5-OPFOR-0001)

CONDITION: The opposing forces (OPFOR) element has located the enemy. The priority intelligence requirements (PIR) and the other intelligence requirements have been obtained by OPFOR patrols. The OPFOR element has automatic and antiarmor weapons and light mortars.

STANDARD: The OPFOR element attempts to seize the terrain, the vehicles, or the equipment. 1. Develops an attack plan. 2. Surprises the enemy unit's main body. 3. Initiates the attack using a scheme of maneuver that exploits the enemy's flanks, gaps, and weaknesses. 4. Uses covered and concealed routes to approach the enemy forces' flanks, gaps, or weakly held areas. 5. Employs indirect fire to support the attack. 6. Penetrates enemy defenses. 7. Destroys the equipment and the supplies. 8. Inflicts heavy casualties. 9. Isolates the combat service support (CSS) base by blocking the reinforcements. 10. Forces the enemy units to displace. 11. Avoids being fixed in one position. 12. Withdraws before the CSS base is reinforced with tactical combat forces.

TASK: Disrupt Assembly Area (AA) Activities (5-OPFOR-0013)

CONDITION: Intelligence reports indicate that platoon- and company-size enemy units are operating in the opposing forces (OPFOR) area of operations. Enemy units can defend from AAs with direct fire, antiarmor weapons, and indirect fire. The enemy has close air support (CAS) and nuclear, biological, and chemical (NBC) capabilities.

STANDARD: The OPFOR element locates and disrupts the enemy's AA activities. 1. Locates the element's AA. 2. Probes the AA with squad- or team-size elements. 3. Inflicts more than 5 percent casualties on the element. 4. Disrupts the element's preparations (prevents or delays beyond the element's allotted time).

ELEMENTS: Horizontal Construction Platoon
 Embankment Squad
 Grading and Compact Squad
 Excavation Squad
 Two General Construction Platoons
 Six General Construction Squads

TASK: Construct Bunkers and Shelters (05-3-0312)
 (FM 5-34) (FM 5-103)

ITERATION: 1 2 3 4 5 M (Circle)
COMMANDER/LEADER ASSESSMENT: T P U (Circle)

CONDITIONS: The unit is directed to construct bunkers and shelters in the brigade support area. The element has organic hand tools, a bulldozer, a high-mobility engineer escalator (HMEE), a deployable universal combat earthmover (DEUCE), and a crane. Digital units have performed functionality checks, and systems are operational. Some iterations of this task should be performed in MOPP4.

TASK STANDARDS: The element constructs bunkers and shelters, providing protection from direct or indirect fire and the weather as outlined in Field Manual (FM) 5-103 and fulfilling their functional intent. Digital units send and receive reports using frequency-modulated (FM) or digital means. They update the common operational picture (COP) to provide current situational awareness (SA). The time required to perform this task is increased when conducting it in mission-oriented protection posture (MOPP) 4.

TASK STEPS AND PERFORMANCE MEASURES	GO	NO-GO
<p>* 1. The platoon leader coordinates with the commander to determine the type and location of bunkers and shelters. NOTE: Digital units can use the Army Battle Command System (ABCS) to conduct collaborative planning.</p> <ul style="list-style-type: none"> a. Used natural shelters, such as caves, mines, and tunnels when possible. b. Selected the shelter or bunker based on the mission, terrain, available labor, and time factors. <p>NOTES:</p> <ul style="list-style-type: none"> 1. An underground bunker or shelter provides the highest level of protection and requires extensive labor and equipment. 2. A cut-and-cover bunker or shelter requires partial excavation and backfill. 3. An aboveground bunker or shelter can be constructed quickly and requires less labor. 4. Aboveground shelters should only be used in forward areas when they are concealed in the woods, situated on a reverse slope, positioned among other buildings, or the water table is excessively high. <ul style="list-style-type: none"> c. Sited shelters on reverse slopes, in woods, or in a natural defilade (ravines, valleys, wadis, and other hollows or depressions in the terrain) when possible. d. Prepared construction time estimates using the man-hours found in FM 5-103. e. Prepared a bill of materials (BOM) using the plans found in FM 5-103. f. Constructed shelters out of the paths of natural drainage lines. <p>2. The platoon constructs bunkers and shelters.</p>		

TASK STEPS AND PERFORMANCE MEASURES	GO	NO-GO
<p>NOTE: Digital units report completion of obstacles and locations by populating the Force XXI Battle Command Brigade and Below (FBCB2) System and reporting to higher headquarters (HQ) according to the unit's tactical standing operating procedure (TACSOP).</p> <ol style="list-style-type: none"> a. Sloped or ditched the entrance sharply away from the shelter. b. Sloped the floor at least 1 percent toward a grenade sump at the entrance. c. Hung an entrance cover to block all of the light to the outside, if lights were used inside. d. Checked cracks and crevices to maintain light discipline. e. Circulated the air at a rate of 1 cubic foot per minute in bunkers and shelters used by personnel remaining inside for long periods of time. This condition was met when light drapes covering vents were moved by incoming air. Used stovepipes, tubes, or hollow logs to enhance the ventilation. f. Built two well-camouflaged entrances or exits on large shelters (15 or more personnel). Made the secondary exit more blast-resistant than the main exit by constructing it just large enough to crawl through. g. Made the overhead cover deep enough to provide the required level of protection. <ol style="list-style-type: none"> (1) All the bunkers had 76 centimeters of overhead cover. (2) The container express (CONEX) shelters and the aboveground cavity wall shelters had 61 centimeters of overhead cover. (3) The steel-framed/fabric-covered shelters had 46 centimeters of overhead cover. (4) The hardened frame/fabric shelters, concrete arch shelters, and metal-pipe arch shelters had 1.2 meters of overhead cover. h. Camouflaged and concealed all shelters. <p>3. The platoon improves bunkers or shelters as time permits by adding an additional overhead cover and maintaining the camouflage.</p> <p>* 4. The platoon leader reports the construction's status and mission completion to higher HQ according to the unit's standing operating procedure (SOP).</p> <p>NOTE: The emplacing unit submits reports and locations using FM or digital means. Digital units plot the locations of earth walls and berms on the FBCB2 to provide SA to friendly units.</p>		

TASK PERFORMANCE / EVALUATION SUMMARY BLOCK							
ITERATION	1	2	3	4	5	M	TOTAL
TOTAL TASK STEPS EVALUATED							
TOTAL TASK STEPS "GO"							
TRAINING STATUS "GO"/"NO-GO"							

"*" indicates a leader task step.

SUPPORTING INDIVIDUAL TASKS

Task Number	Task Title	References
052-195-3060	Direct Construction of Combat Bunkers and Shelters	STP 5-12B24-SM-TG STP 5-62G13-SM-TG

SUPPORTING COLLECTIVE TASKS

Task Number	Task Title	References
05-2-0301	Camouflage Vehicles and Equipment	ARTEP 5-025-66-MTP ARTEP 5-026-34-MTP ARTEP 5-027-35-MTP ARTEP 5-053-11-MTP ARTEP 5-053-12-MTP ARTEP 5-053-35-MTP ARTEP 5-063-10-MTP ARTEP 5-063-11-MTP ARTEP 5-063-35-MTP ARTEP 5-113-11-MTP ARTEP 5-113-12-MTP ARTEP 5-113-35-MTP ARTEP 5-155-66-MTP ARTEP 5-156-34-MTP ARTEP 5-157-10-MTP ARTEP 5-157-35-MTP ARTEP 5-215-66-MTP ARTEP 5-216-34-MTP ARTEP 5-217-10-MTP ARTEP 5-217-35-MTP ARTEP 5-332-68-MTP ARTEP 5-335-65-MTP ARTEP 5-335-66-MTP ARTEP 5-335-70-MTP ARTEP 5-336-34-MTP ARTEP 5-337-10-MTP ARTEP 5-337-35-MTP ARTEP 5-413-35-MTP ARTEP 5-416-34-MTP ARTEP 5-417-13-MTP ARTEP 5-417-17-MTP ARTEP 5-417-35-MTP ARTEP 5-423-11-MTP ARTEP 5-424-35-MTP ARTEP 5-425-66-MTP ARTEP 5-426-34-MTP ARTEP 5-427-10-MTP ARTEP 5-427-35-MTP ARTEP 5-434-35-MTP ARTEP 5-435-66-MTP ARTEP 5-435-67-MTP ARTEP 5-436-35-MTP ARTEP 5-436-37-MTP ARTEP 5-437-10-MTP ARTEP 5-437-11-MTP ARTEP 5-437-36-MTP ARTEP 5-437-38-MTP ARTEP 5-443-35-MTP ARTEP 5-445-64-MTP ARTEP 5-445-66-MTP ARTEP 5-446-34-MTP ARTEP 5-446-36-MTP ARTEP 5-447-10-MTP

SUPPORTING COLLECTIVE TASKS

Task Number	Task Title	References
05-2-0518	Control Construction of Survivability Positions	ARTEP 5-447-11-MTP ARTEP 5-447-35-MTP ARTEP 5-447-37-MTP ARTEP 5-463-10-MTP ARTEP 5-463-12-MTP ARTEP 5-463-15-MTP ARTEP 5-463-17-MTP ARTEP 5-463-35-MTP ARTEP 5-463-36-MTP ARTEP 5-473-35-MTP ARTEP 5-500-66-MTP ARTEP 5-520-10-MTP ARTEP 5-520-14-MTP ARTEP 5-530-14-MTP ARTEP 5-530-16-MTP ARTEP 5-603-35-MTP ARTEP 5-606-34-MTP ARTEP 5-607-35-MTP ARTEP 5-063-35-MTP
05-2-7008	Prepare an Operation Order (OPORD) (Company/Platoon)	ARTEP 5-335-60-MTP ARTEP 5-335-65-MTP ARTEP 5-335-70-MTP ARTEP 5-336-34-MTP ARTEP 5-337-10-MTP ARTEP 5-337-35-MTP ARTEP 5-423-11-MTP ARTEP 5-435-67-MTP ARTEP 5-436-35-MTP ARTEP 5-436-37-MTP ARTEP 5-437-36-MTP ARTEP 5-437-38-MTP ARTEP 5-026-34-MTP ARTEP 5-027-10-MTP ARTEP 5-027-35-MTP ARTEP 5-053-11-MTP ARTEP 5-053-12-MTP ARTEP 5-053-35-MTP ARTEP 5-063-10-MTP ARTEP 5-063-11-MTP ARTEP 5-063-35-MTP ARTEP 5-113-11-MTP ARTEP 5-113-12-MTP ARTEP 5-113-35-MTP ARTEP 5-145-12-MTP ARTEP 5-145-32-MTP ARTEP 5-156-34-MTP ARTEP 5-157-10-MTP ARTEP 5-157-35-MTP ARTEP 5-216-34-MTP ARTEP 5-217-10-MTP ARTEP 5-217-35-MTP

SUPPORTING COLLECTIVE TASKS

Task Number	Task Title	References
		ARTEP 5-335-60-MTP
		ARTEP 5-335-65-MTP
		ARTEP 5-335-70-MTP
		ARTEP 5-336-34-MTP
		ARTEP 5-337-10-MTP
		ARTEP 5-337-35-MTP
		ARTEP 5-413-35-MTP
		ARTEP 5-416-14-MTP
		ARTEP 5-416-34-MTP
		ARTEP 5-417-13-MTP
		ARTEP 5-423-11-MTP
		ARTEP 5-423-35-MTP
		ARTEP 5-424-35-MTP
		ARTEP 5-426-34-MTP
		ARTEP 5-427-10-MTP
		ARTEP 5-427-35-MTP
		ARTEP 5-434-35-MTP
		ARTEP 5-436-35-MTP
		ARTEP 5-436-37-MTP
		ARTEP 5-437-10-MTP
		ARTEP 5-437-11-MTP
		ARTEP 5-437-36-MTP
		ARTEP 5-437-38-MTP
		ARTEP 5-446-34-MTP
		ARTEP 5-446-36-MTP
		ARTEP 5-447-10-MTP
		ARTEP 5-447-11-MTP
		ARTEP 5-447-35-MTP
		ARTEP 5-447-37-MTP
		ARTEP 5-463-10-MTP
		ARTEP 5-463-12-MTP
		ARTEP 5-463-15-MTP
		ARTEP 5-463-17-MTP
		ARTEP 5-463-35-MTP
		ARTEP 5-463-36-MTP
		ARTEP 5-473-35-MTP
		ARTEP 5-500-66-MTP
		ARTEP 5-520-10-MTP
		ARTEP 5-520-12-MTP
		ARTEP 5-520-14-MTP
		ARTEP 5-530-14-MTP
		ARTEP 5-530-16-MTP
		ARTEP 5-603-35-MTP
		ARTEP 5-605-66-MTP
		ARTEP 5-607-35-MTP
		ARTEP 5-608-35-MTP
		ARTEP 5-616-34-MTP
		ARTEP 5-617-10-MTP
		ARTEP 5-617-11-MTP
		ARTEP 5-617-35-MTP
		ARTEP 5-025-66-MTP
05-5-0302	Prepare Crew-Served Weapons Fighting Positions	ARTEP 5-026-34-MTP

SUPPORTING COLLECTIVE TASKS

Task Number	Task Title	References
		ARTEP 5-027-10-MTP
		ARTEP 5-027-35-MTP
		ARTEP 5-053-11-MTP
		ARTEP 5-053-12-MTP
		ARTEP 5-063-10-MTP
		ARTEP 5-063-11-MTP
		ARTEP 5-113-11-MTP
		ARTEP 5-113-12-MTP
		ARTEP 5-113-35-MTP
		ARTEP 5-145-12-MTP
		ARTEP 5-155-66-MTP
		ARTEP 5-156-34-MTP
		ARTEP 5-157-10-MTP
		ARTEP 5-157-35-MTP
		ARTEP 5-215-66-MTP
		ARTEP 5-216-34-MTP
		ARTEP 5-217-10-MTP
		ARTEP 5-217-35-MTP
		ARTEP 5-335-70-MTP
		ARTEP 5-336-34-MTP
		ARTEP 5-337-10-MTP
		ARTEP 5-425-66-MTP
		ARTEP 5-426-34-MTP
		ARTEP 5-427-10-MTP
		ARTEP 5-427-35-MTP
		ARTEP 5-436-35-MTP
		ARTEP 5-436-37-MTP
		ARTEP 5-437-10-MTP
		ARTEP 5-437-11-MTP
		ARTEP 5-445-64-MTP
		ARTEP 5-445-66-MTP
		ARTEP 5-446-34-MTP
		ARTEP 5-446-36-MTP
		ARTEP 5-447-10-MTP
		ARTEP 5-447-11-MTP
		ARTEP 5-447-35-MTP
		ARTEP 5-447-37-MTP
		ARTEP 5-463-10-MTP
		ARTEP 5-463-12-MTP
		ARTEP 5-463-15-MTP
		ARTEP 5-463-17-MTP
		ARTEP 5-463-35-MTP
		ARTEP 5-463-36-MTP
		ARTEP 5-473-35-MTP

OPFOR TASKS AND STANDARDS

TASK: Defend a Minefield (5-OPFOR-0023)

CONDITION: The enemy is conducting a minefield sweeping operation. The opposing forces (OPFOR) element has a minefield placed in the enemy's path. The minefield is under constant observation and fire.

STANDARD: The OPFOR element defends a minefield against an enemy element conducting a minefield sweeping operation. 1. Prevents the unit from detecting the obstacle. 2. Disrupts the minefield sweeping operation. 3. Prevents the unit from conducting the minefield sweeping operation, prevents the unit from moving all personnel through the breach, or delays the completion of the minefield sweeping operation for more than 45 minutes.

TASK: Conduct Air Attacks (5-OPFOR-0002)

CONDITION: The opposing forces (OPFOR) element in the rear area has forwarded the positions of the enemy support sites or the locations of moving elements. The OPFOR aircraft have been dispatched to attack enemy installations or convoys.

STANDARD: The OPFOR element attempts to delay, disrupt, or damage the enemy targets by air. 1. Locates the target (support sites or convoys). 2. Makes attack runs on the designated targets. 3. Inflicts heavy damage to the selected target. 4. Sustains no loss of aircraft. 5. Delays moving the force for more than one hour.

TASK: Conduct a Raid (5-OPFOR-0004)

CONDITION: The opposing forces (OPFOR) element has occupied an objective rally point and has orders to conduct a raid on a combat service support (CSS) base.

STANDARD: The OPFOR element infiltrates the enemy's base and destroys all of the targets. 1. Surprises the enemy forces. 2. Assaults the support base and accomplishes the assigned tasks. 3. Destroys the specified equipment and supplies. 4. Avoids being decisively engaged. 5. Withdraws all personnel from the objective areas within the time prescribed. 6. Obtains all priority intelligence requirements (PIR) from the raid site. 7. Sustains only light casualties from enemy fire.

TASK: Conduct Terrorist and Saboteur Attacks (5-OPFOR-0005)

CONDITION: The opposing forces (OPFOR) element dispatches small teams into the enemy's rear area to disrupt combat service support (CSS) operations.

STANDARD: The enemy sustains disrupted command and control (C2), destroyed equipment and supplies, and light casualties. 1. Locates rear support bases and C2 facilities. 2. Delays and disrupts CSS operations through probes. 3. Infiltrates CSS bases to conduct sabotage and terrorist activities. 4. Inflicts light casualties. 5. Destroys supplies and equipment.

TASK: Conduct Sniper Operations (5-OPFOR-0006)

CONDITION: The opposing forces (OPFOR) element has assigned snipers (regular or irregular elements) in the enemy's rear area along the main supply route (MSR) and near support sites.

STANDARD: The OPFOR element kills or wounds targets. 1. Sets up a well-concealed location. 2. Engages vehicle drivers or personnel on foot with short bursts of semiautomatic fire. 3. Kills or wounds selected targets. 4. Prevents the position from being discovered by enemy forces. 5. Evacuates the area without being spotted. 6. Reports all specified priority intelligence requirements (PIR) and other intelligence requirements to the OPFOR headquarters (HQ).

TASK: Conduct an Attack (5-OPFOR-0008)

CONDITION: The enemy is conducting tactical operations. The opposing forces (OPFOR) element receives orders to attack the enemy, the area of occupation, or the main supply route (MSR) with smoke.

STANDARD: The OPFOR element disrupts the enemy's movement and smoke operations. 1. Determines the delivery method of the smoke attack. 2. Locates the target. 3. Delivers the smoke attack downwind. 4. Attacks the enemy with smoke, and surge attacks when the enemy responds to the smoke.

TASK: Conduct an Aerial Reconnaissance (5-OPFOR-0010)

CONDITION: The opposing forces (OPFOR) headquarters (HQ) element requires intelligence on the locations and identification of the enemy elements. Aircraft is dispatched to take photographs and make a visual inspection of the enemy rear area.

STANDARD: The OPFOR element gathers photograph intelligence of the enemy. 1. Photographs the assigned sectors. 2. Makes quick visual checks where the ceiling is low. 3. Locates enemy positions in the area, particularly support and storage bases, and command and control (C2) facilities. 4. Sustains no loss of aircraft. 5. Reports priority intelligence requirements (PIR) and other information requirements to the OPFOR HQ.

TASK: Gather Intelligence (5-OPFOR-0011)

CONDITION: The opposing forces (OPFOR) small element, operating in the rear area, is planning attacks on enemy bases. Information is needed to complete the plans.

STANDARD: The OPFOR element infiltrates, gathers intelligence information, and submits its findings to the command. 1. Identifies all priority intelligence requirements (PIR) and other intelligence requirements. 2. Passes through any outpost, defensive wire, or warning devices undetected. 3. Moves to an observation point that offers cover and concealment and is clear enough to gather PIR and other intelligence requirements. 4. Gathers all PIR and other intelligence requirements. 5. Withdraws from the area undetected. 6. Reports all information to the OPFOR headquarters (HQ).

TASK: Disrupt Assembly Area (AA) Activities (5-OPFOR-0013)

CONDITION: Intelligence reports indicate that platoon- and company-size enemy units are operating in the opposing forces (OPFOR) area of operations. Enemy units can defend from AAs with direct fire, antiarmor weapons, and indirect fire. The enemy has close air support (CAS) and nuclear, biological, and chemical (NBC) capabilities.

STANDARD: The OPFOR element locates and disrupts the enemy's AA activities. 1. Locates the element's AA. 2. Probes the AA with squad- or team-size elements. 3. Inflicts more than 5 percent casualties on the element. 4. Disrupts the element's preparations (prevents or delays beyond the element's allotted time).

TASK: Disrupt Defensive Preparations (5-OPFOR-0018)

CONDITION: The opposing forces (OPFOR) element has located the enemy. Priority intelligence requirements (PIR) and other intelligence requirements obtained by OPFOR patrols indicate that the enemy elements are establishing defensive positions. The OPFOR element has automatic and antiarmor weapons and light mortars.

STANDARD: The OPFOR element disrupts and delays the enemy's defensive preparations. 1. Locates and penetrates the enemy's security system. 2. Forces the enemy to delay defensive preparations. 3. Disrupts the enemy's obstacle preparations.

TASK: Disrupt a Net Control Station (NCS) (5-OPFOR-0019)

CONDITION: The enemy has established a NCS. The opposing forces (OPFOR) element has radio and jamming equipment.

STANDARD: The OPFOR element attempts to disrupt an NCS. 1. Attempts to locate the radio frequency that the unit is operating on. 2. Attempts to enter the radio net. 3. Attempts to issue "bogus" orders to a unit on the net. 4. Jams the radio frequency and forces the unit to go to an alternate frequency.

TASK: Disrupt Movement (5-OPFOR-0014)

CONDITION: The enemy is expected to move through the opposing forces (OPFOR) element's area of operations. The OPFOR element has received an operation order (OPORD) or fragmentary order (FRAGO) to disrupt enemy movement. The enemy has the capability to defend with direct fire and antiarmor weapons.

STANDARD: The OPFOR element delays enemy movement. 1. Delays the element. 2. Forces the element to deviate from its route. 3. Prevents the element from reaching its destination. 4. Surprises the element's main body.

TASK: Disrupt Construction of Vehicle Fighting Positions (5-OPFOR-0020)

CONDITION: The opposing forces (OPFOR) element has located the enemy. The priority intelligence requirements (PIR) and other intelligence obtained by OPFOR patrols indicate the enemy is constructing vehicle fighting positions within its defensive area. The OPFOR element has automatic and antiarmor weapons and light mortars.

STANDARD: The OPFOR element attempts to disrupt the enemy's efforts to establish vehicle fighting positions. 1. Locates the defensive area. 2. Surprises the main body. 3. Penetrates the defensive area with squad-size probes. 4. Inflicts casualties on the unit. 5. Destroys vehicles. 6. Disrupts the unit's preparations (prevents or delays beyond the unit's allotted time).

TASK: Defeat Obstacles (5-OPFOR-0009)

CONDITION: The opposing forces (OPFOR) element encounters an obstacle that blocks the avenue of approach as it advances upon the enemy forces.

STANDARD: The OPFOR element bypasses or breaches the enemy obstacle. 1. Detects the obstacle before halting its main body. 2. Defeats the obstacle. a. Bypasses the obstacle without entering the engagement areas. b. Breaches the obstacle within 45 minutes and passes its entire force through the obstacle. 3. Does not incur degradation to the point that the mission must be discontinued.

TASK: Disrupt an Engineer Reconnaissance (5-OPFOR-0022)

CONDITION: The enemy is conducting an engineer reconnaissance. The opposing forces (OPFOR) element is positioned along the enemy's route.

STANDARD: The OPFOR element disrupts an engineer reconnaissance. 1. Prevents the unit from meeting its specified time schedule. 2. Forces the unit to deviate from its specified route. 3. Prevents the unit from accomplishing its assigned engineer reconnaissance. 4. Surprises the unit conducting the reconnaissance.

TASK: Conduct an Ambush (5-OPFOR-0007)

CONDITION: The enemy is moving in a convoy. The opposing forces (OPFOR) element is positioned along the enemy's route.

STANDARD: The OPFOR element inflicts casualties on the enemy and causes vehicle and equipment damage. 1. Prepares an ambush site before the element arrives. 2. Surprises march element forces. 3. Inflicts heavy casualties within the designated kill zone. 4. Inflicts heavy damage to the vehicles and the equipment within the designated kill zone. 5. Delays the march element from reaching a specified destination for a specified period of time. 6. Withdraws on order. 7. Sustains no casualties. 8. Reports actions to superiors.

TASK: Surrender to the Capturing Unit on the Battlefield (5-OPFOR-0024)

CONDITION: The enemy has captured opposing forces (OPFOR) element's soldiers, documents, and equipment sensitive to the OPFOR tactical operations.

STANDARD: The OPFOR soldiers retain or destroy documents and equipment. The OPFOR element surrenders the documents and the equipment of no tactical use to the enemy and attempts to conceal or destroy items of tactical value. The OPFOR element attempts escape and evasion. 1. Prevents the successful capture of the documents and the equipment. 2. Destroys the documents and the equipment. 3. Removes identifying markings from the equipment. 4. Removes unit-identifying insignia. 5. Provides misleading information. 6. Plans an escape. 7. Delays movement to the nearest collection point. 8. Prevents safeguarding of the enemy prisoners of war (EPWs) in order to cause embarrassment to the United States (US).

TASK: Disrupt Quartering Party Operations (5-OPFOR-0017)

CONDITION: The enemy is conducting quartering party operations. It has established an assembly area (AA) but has not moved in the main body.

STANDARD: The opposing forces (OPFOR) element attempts to disrupt quartering party operations and infiltrate the enemy's AA. 1. Locates the quartering party and the AA. 2. Surprises the main body. 3. Penetrates the AA with squad-size probes. 4. Inflicts personnel casualties and vehicle damage. 5. Disrupts the unit's preparations (prevents or delays beyond the unit's allotted time).

TASK: Disrupt Enemy Movement and Operations Using Tactical Nuclear Weapons (5-OPFOR-0016)

CONDITION: The opposing forces (OPFOR) element has located the enemy. Priority intelligence requirements (PIR) and other intelligence requirements have been obtained by OPFOR patrols. Tactical nuclear weapons are employed against key locations in the rear area.

STANDARD: The OPFOR element disrupts enemy movement and operations. 1. Disrupts or delays the movement of the enemy's equipment and supplies to the forward areas. 2. Destroys enemy equipment and supplies. 3. Inflicts a high rate of nuclear casualties among the enemy forces. 4. Denies the enemy the use of specified areas. 5. Contaminates the enemy's equipment and supplies.

TASK: Disrupt Enemy Movement and Operations Using Persistent and Nonpersistent Chemical Weapons (5-OPFOR-0015)

CONDITION: The opposing forces (OPFOR) element has located the enemy. Priority intelligence requirements (PIR) and other intelligence requirements have been obtained by OPFOR patrols. The OPFOR units deliver chemical agents, by means of conventional artillery weapons or aircraft, along selected supply routes and key bases in the rear area.

STANDARD: The OPFOR element disrupts enemy movement and operations using persistent and nonpersistent chemical weapons. 1. Delivers chemical agents in low and densely wooded areas. 2. Delays the movement of enemy supplies and equipment to the forward areas. 3. Restricts the movement of the enemy units in the rear area. 4. Channels the movement of enemy units into predesignated ambush areas. 5. Contaminates enemy supplies and equipment. 6. Inflicts a high rate of casualties on enemy forces.

TASK: Counter Passage of Lines (5-OPFOR-0012)

CONDITION: Enemy forces are in defensive positions, but they are expected to attempt passage-of-lines operations. The opposing forces (OPFOR) received orders to disrupt enemy passage-of-lines operations.

STANDARD: The OPFOR element delays or prevents enemy passage of lines. 1. Delays the passage. 2. Prevents the company from moving all personnel through the stationary unit. 3. Engages the main body of either the moving or the stationary unit.

TASK: Attack (5-OPFOR-0001)

CONDITION: The opposing forces (OPFOR) element has located the enemy. The priority intelligence requirements (PIR) and the other intelligence requirements have been obtained by OPFOR patrols. The OPFOR element has automatic and antiarmor weapons and light mortars.

STANDARD: The OPFOR element attempts to seize the terrain, the vehicles, or the equipment. 1. Develops an attack plan. 2. Surprises the enemy unit's main body. 3. Initiates the attack using a scheme of maneuver that exploits the enemy's flanks, gaps, and weaknesses. 4. Uses covered and concealed routes to approach the enemy forces' flanks, gaps, or weakly held areas. 5. Employs indirect fire to support the attack. 6. Penetrates enemy defenses. 7. Destroys the equipment and the supplies. 8. Inflicts heavy casualties. 9. Isolates the combat service support (CSS) base by blocking the reinforcements. 10. Forces the enemy units to displace. 11. Avoids being fixed in one position. 12. Withdraws before the CSS base is reinforced with tactical combat forces.

TASK: Disrupt a Route Reconnaissance (5-OPFOR-0021)

CONDITION: The enemy is conducting a route reconnaissance. The opposing forces (OPFOR) element is positioned along the enemy's route.

STANDARD: The OPFOR element attempts to disrupt a squad/section conducting a route reconnaissance. 1. Prevents the unit from meeting its specified time schedule. 2. Forces the unit to deviate from its specified route. 3. Prevents the unit from reaching its assigned destination. 4. Surprises the squad/section. 5. Inflicts casualties on the unit.

TASK: Maintain Contact (5-OPFOR-0003)

CONDITION: The opposing forces (OPFOR) element is engaged with enemy base-defense forces. The enemy forces are withdrawing under pressure.

STANDARD: The OPFOR element maintains enemy contact while the enemy withdraws. 1. Engages the enemy forces decisively. 2. Advances the OPFOR as the enemy forces withdraw. 3. Inflicts heavy casualties. 4. Captures the members of the enemy force. 5. Captures documents and equipment. 6. Safeguards the captured documents, the equipment, and the personnel.

ELEMENTS: Horizontal Construction Platoon
 Embankment Squad
 Grading and Compact Squad
 Excavation Squad
 Two General Construction Platoons

TASK: Construct Revetments (05-3-0313)
 (FM 5-103)

ITERATION: 1 2 3 4 5 M (Circle)

COMMANDER/LEADER ASSESSMENT: T P U (Circle)

CONDITIONS: The platoon is given an operation order (OPORD) with a mission to construct revetments. The location, revetment specifications, and mission duration are specified. Some iterations of this task should be performed in MOPP4.

TASK STANDARDS: Revetments are constructed according to the mission statement and the standards outlined in the OPORD. The time required to perform this task is increased when conducting it in mission-oriented protection posture (MOPP) 4.

TASK STEPS AND PERFORMANCE MEASURES	GO	NO-GO
* 1. The platoon leader conducts troop-leading procedures and coordinates with the company for construction equipment, tools, and materials.		
* 2. The platoon leader/sergeant establishes jobsite security.		
3. The platoon constructs revetments. <ul style="list-style-type: none"> a. Determined the soil type. b. Adjusted the revetment dimensions, as necessary, based on the soil type. c. Aligned the revetment walls properly according to the construction directive. d. Compacted the revetment according to the construction directive. e. Provided site drainage. f. Monitored construction progress. 		
* 4. The platoon leader/sergeant submits reports as prescribed in the unit's standing operating procedure (SOP).		

TASK PERFORMANCE / EVALUATION SUMMARY BLOCK							
ITERATION	1	2	3	4	5	M	TOTAL
TOTAL TASK STEPS EVALUATED							
TOTAL TASK STEPS "GO"							
TRAINING STATUS "GO"/"NO-GO"							

"*" indicates a leader task step.

SUPPORTING INDIVIDUAL TASKS

Task Number	Task Title	References
052-254-1037	Construct a Ditch with the Crawler Tractor	STP 5-62E12-SM-TG
052-254-1040	Spread a Stockpile with the Crawler Tractor	STP 5-62E12-SM-TG
052-254-1041	Backfill Material Around a Below-Ground Structure with the Crawler Tractor	STP 5-62E12-SM-TG

SUPPORTING INDIVIDUAL TASKS

Task Number	Task Title	References
052-254-1042	Level Fill Material in a Fill Area with the Angle Blade of the Crawler Tractor	STP 5-62E12-SM-TG
052-254-2042	Make a Sidehill Excavation with the Crawler Tractor	STP 5-62E12-SM-TG
052-256-3020	Interpret a Construction Print	STP 5-62N34-SM-TG
052-256-3034	Organize Jobsite Security	STP 5-62N34-SM-TG
052-256-4141	Determine Events in a Construction Project	STP 5-62N34-SM-TG
052-256-4143	Schedule Work in a Construction Project	STP 5-62N34-SM-TG

SUPPORTING COLLECTIVE TASKS

Task Number	Task Title	References
05-2-7008	Prepare an Operation Order (OPORD) (Company/Platoon)	ARTEP 5-026-34-MTP ARTEP 5-027-10-MTP ARTEP 5-027-35-MTP ARTEP 5-053-11-MTP ARTEP 5-053-12-MTP ARTEP 5-053-35-MTP ARTEP 5-063-10-MTP ARTEP 5-063-11-MTP ARTEP 5-063-35-MTP ARTEP 5-113-11-MTP ARTEP 5-113-12-MTP ARTEP 5-113-35-MTP ARTEP 5-145-12-MTP ARTEP 5-145-32-MTP ARTEP 5-156-34-MTP ARTEP 5-157-10-MTP ARTEP 5-157-35-MTP ARTEP 5-216-34-MTP ARTEP 5-217-10-MTP ARTEP 5-217-35-MTP ARTEP 5-335-60-MTP ARTEP 5-335-65-MTP ARTEP 5-335-70-MTP ARTEP 5-336-34-MTP ARTEP 5-337-10-MTP ARTEP 5-337-35-MTP ARTEP 5-413-35-MTP ARTEP 5-416-14-MTP ARTEP 5-416-34-MTP ARTEP 5-417-13-MTP ARTEP 5-423-11-MTP ARTEP 5-423-35-MTP ARTEP 5-424-35-MTP ARTEP 5-426-34-MTP ARTEP 5-427-10-MTP ARTEP 5-427-35-MTP ARTEP 5-434-35-MTP ARTEP 5-436-35-MTP ARTEP 5-436-37-MTP ARTEP 5-437-10-MTP

SUPPORTING COLLECTIVE TASKS

Task Number	Task Title	References
		ARTEP 5-437-11-MTP
		ARTEP 5-437-36-MTP
		ARTEP 5-437-38-MTP
		ARTEP 5-446-34-MTP
		ARTEP 5-446-36-MTP
		ARTEP 5-447-10-MTP
		ARTEP 5-447-11-MTP
		ARTEP 5-447-35-MTP
		ARTEP 5-447-37-MTP
		ARTEP 5-463-10-MTP
		ARTEP 5-463-12-MTP
		ARTEP 5-463-15-MTP
		ARTEP 5-463-17-MTP
		ARTEP 5-463-35-MTP
		ARTEP 5-463-36-MTP
		ARTEP 5-473-35-MTP
		ARTEP 5-500-66-MTP
		ARTEP 5-520-10-MTP
		ARTEP 5-520-12-MTP
		ARTEP 5-520-14-MTP
		ARTEP 5-530-14-MTP
		ARTEP 5-530-16-MTP
		ARTEP 5-603-35-MTP
		ARTEP 5-605-66-MTP
		ARTEP 5-607-35-MTP
		ARTEP 5-608-35-MTP
		ARTEP 5-616-34-MTP
		ARTEP 5-617-10-MTP
		ARTEP 5-617-11-MTP
		ARTEP 5-617-35-MTP
05-3-0758	Conduct Compaction Operations	ARTEP 5-417-13-MTP
		ARTEP 5-443-35-MTP
		ARTEP 5-530-16-MTP
05-3-0760	Conduct Construction Drainage Operations	ARTEP 5-417-13-MTP
		ARTEP 5-443-35-MTP
		ARTEP 5-530-16-MTP
05-3-0904.05-R01A	Establish Jobsite Security	ARTEP 5-025-66-MTP
		ARTEP 5-026-34-MTP
		ARTEP 5-027-10-MTP
		ARTEP 5-027-35-MTP
		ARTEP 5-053-11-MTP
		ARTEP 5-053-12-MTP
		ARTEP 5-053-35-MTP
		ARTEP 5-063-10-MTP
		ARTEP 5-063-11-MTP
		ARTEP 5-063-35-MTP
		ARTEP 5-113-11-MTP
		ARTEP 5-113-12-MTP
		ARTEP 5-113-35-MTP
		ARTEP 5-145-12-MTP
		ARTEP 5-145-32-MTP
		ARTEP 5-155-66-MTP
		ARTEP 5-156-34-MTP

SUPPORTING COLLECTIVE TASKS

Task Number	Task Title	References
		ARTEP 5-157-10-MTP
		ARTEP 5-157-35-MTP
		ARTEP 5-215-66-MTP
		ARTEP 5-216-34-MTP
		ARTEP 5-217-10-MTP
		ARTEP 5-217-35-MTP
		ARTEP 5-335-60-MTP
		ARTEP 5-335-65-MTP
		ARTEP 5-335-66-MTP
		ARTEP 5-335-70-MTP
		ARTEP 5-336-34-MTP
		ARTEP 5-337-10-MTP
		ARTEP 5-337-35-MTP
		ARTEP 5-402-33-MTP
		ARTEP 5-402-68-MTP
		ARTEP 5-412-68-MTP
		ARTEP 5-412-69-MTP
		ARTEP 5-413-35-MTP
		ARTEP 5-415-66-MTP
		ARTEP 5-416-14-MTP
		ARTEP 5-416-34-MTP
		ARTEP 5-417-13-MTP
		ARTEP 5-417-17-MTP
		ARTEP 5-417-35-MTP
		ARTEP 5-423-11-MTP
		ARTEP 5-423-35-MTP
		ARTEP 5-424-35-MTP
		ARTEP 5-425-66-MTP
		ARTEP 5-426-34-MTP
		ARTEP 5-427-10-MTP
		ARTEP 5-427-35-MTP
		ARTEP 5-434-35-MTP
		ARTEP 5-435-66-MTP
		ARTEP 5-435-67-MTP
		ARTEP 5-436-35-MTP
		ARTEP 5-436-37-MTP
		ARTEP 5-437-10-MTP
		ARTEP 5-437-11-MTP
		ARTEP 5-437-36-MTP
		ARTEP 5-437-38-MTP
		ARTEP 5-443-35-MTP
		ARTEP 5-445-64-MTP
		ARTEP 5-445-66-MTP
		ARTEP 5-446-34-MTP
		ARTEP 5-446-36-MTP
		ARTEP 5-447-10-MTP
		ARTEP 5-447-11-MTP
		ARTEP 5-447-35-MTP
		ARTEP 5-447-37-MTP
		ARTEP 5-463-10-MTP
		ARTEP 5-463-12-MTP
		ARTEP 5-463-15-MTP
		ARTEP 5-463-17-MTP

SUPPORTING COLLECTIVE TASKS

Task Number	Task Title	References
05-3-1018.05-R01A	Conduct Troop-Leading Procedures	ARTEP 5-463-35-MTP ARTEP 5-463-36-MTP ARTEP 5-473-35-MTP ARTEP 5-603-35-MTP ARTEP 5-607-35-MTP ARTEP 5-608-35-MTP ARTEP 5-025-66-MTP ARTEP 5-026-34-MTP ARTEP 5-027-10-MTP ARTEP 5-027-35-MTP ARTEP 5-053-11-MTP ARTEP 5-053-12-MTP ARTEP 5-053-35-MTP ARTEP 5-113-11-MTP ARTEP 5-113-12-MTP ARTEP 5-113-35-MTP ARTEP 5-155-66-MTP ARTEP 5-156-34-MTP ARTEP 5-157-10-MTP ARTEP 5-157-35-MTP ARTEP 5-215-66-MTP ARTEP 5-216-34-MTP ARTEP 5-217-10-MTP ARTEP 5-217-35-MTP ARTEP 5-425-66-MTP ARTEP 5-426-34-MTP ARTEP 5-427-10-MTP ARTEP 5-427-35-MTP ARTEP 5-445-64-MTP ARTEP 5-445-66-MTP ARTEP 5-446-34-MTP ARTEP 5-446-36-MTP ARTEP 5-447-10-MTP ARTEP 5-447-11-MTP ARTEP 5-447-35-MTP ARTEP 5-447-37-MTP ARTEP 5-463-10-MTP ARTEP 5-463-12-MTP ARTEP 5-463-15-MTP ARTEP 5-463-17-MTP ARTEP 5-463-35-MTP ARTEP 5-463-36-MTP ARTEP 5-473-35-MTP

OPFOR TASKS AND STANDARDS

TASK: Surrender to the Capturing Unit on the Battlefield (5-OPFOR-0024)

CONDITION: The enemy has captured opposing forces (OPFOR) element's soldiers, documents, and equipment sensitive to the OPFOR tactical operations.

STANDARD: The OPFOR soldiers retain or destroy documents and equipment. The OPFOR element surrenders the documents and the equipment of no tactical use to the enemy and attempts to conceal or destroy items of tactical value. The OPFOR element attempts escape and evasion. 1. Prevents the successful capture of the documents and the equipment. 2. Destroys the documents and the equipment. 3. Removes identifying markings from the equipment. 4. Removes unit-identifying insignia. 5. Provides misleading information. 6. Plans an escape. 7. Delays movement to the nearest collection point. 8. Prevents safeguarding of the enemy prisoners of war (EPWs) in order to cause embarrassment to the United States (US).

TASK: Conduct an Ambush (5-OPFOR-0007)

CONDITION: The enemy is moving in a convoy. The opposing forces (OPFOR) element is positioned along the enemy's route.

STANDARD: The OPFOR element inflicts casualties on the enemy and causes vehicle and equipment damage. 1. Prepares an ambush site before the element arrives. 2. Surprises march element forces. 3. Inflicts heavy casualties within the designated kill zone. 4. Inflicts heavy damage to the vehicles and the equipment within the designated kill zone. 5. Delays the march element from reaching a specified destination for a specified period of time. 6. Withdraws on order. 7. Sustains no casualties. 8. Reports actions to superiors.

TASK: Disrupt a Route Reconnaissance (5-OPFOR-0021)

CONDITION: The enemy is conducting a route reconnaissance. The opposing forces (OPFOR) element is positioned along the enemy's route.

STANDARD: The OPFOR element attempts to disrupt a squad/section conducting a route reconnaissance. 1. Prevents the unit from meeting its specified time schedule. 2. Forces the unit to deviate from its specified route. 3. Prevents the unit from reaching its assigned destination. 4. Surprises the squad/section. 5. Inflicts casualties on the unit.

TASK: Conduct Sniper Operations (5-OPFOR-0006)

CONDITION: The opposing forces (OPFOR) element has assigned snipers (regular or irregular elements) in the enemy's rear area along the main supply route (MSR) and near support sites.

STANDARD: The OPFOR element kills or wounds targets. 1. Sets up a well-concealed location. 2. Engages vehicle drivers or personnel on foot with short bursts of semiautomatic fire. 3. Kills or wounds selected targets. 4. Prevents the position from being discovered by enemy forces. 5. Evacuates the area without being spotted. 6. Reports all specified priority intelligence requirements (PIR) and other intelligence requirements to the OPFOR headquarters (HQ).

TASK: Defeat Obstacles (5-OPFOR-0009)

CONDITION: The opposing forces (OPFOR) element encounters an obstacle that blocks the avenue of approach as it advances upon the enemy forces.

STANDARD: The OPFOR element bypasses or breaches the enemy obstacle. 1. Detects the obstacle before halting its main body. 2. Defeats the obstacle. a. Bypasses the obstacle without entering the engagement areas. b. Breaches the obstacle within 45 minutes and passes its entire force through the obstacle. 3. Does not incur degradation to the point that the mission must be discontinued.

TASK: Disrupt Defensive Preparations (5-OPFOR-0018)

CONDITION: The opposing forces (OPFOR) element has located the enemy. Priority intelligence requirements (PIR) and other intelligence requirements obtained by OPFOR patrols indicate that the enemy elements are establishing defensive positions. The OPFOR element has automatic and antiarmor weapons and light mortars.

STANDARD: The OPFOR element disrupts and delays the enemy's defensive preparations. 1. Locates and penetrates the enemy's security system. 2. Forces the enemy to delay defensive preparations. 3. Disrupts the enemy's obstacle preparations.

TASK: Conduct a Raid (5-OPFOR-0004)

CONDITION: The opposing forces (OPFOR) element has occupied an objective rally point and has orders to conduct a raid on a combat service support (CSS) base.

STANDARD: The OPFOR element infiltrates the enemy's base and destroys all of the targets. 1. Surprises the enemy forces. 2. Assaults the support base and accomplishes the assigned tasks. 3. Destroys the specified equipment and supplies. 4. Avoids being decisively engaged. 5. Withdraws all personnel from the objective areas within the time prescribed. 6. Obtains all priority intelligence requirements (PIR) from the raid site. 7. Sustains only light casualties from enemy fire.

TASK: Conduct Terrorist and Saboteur Attacks (5-OPFOR-0005)

CONDITION: The opposing forces (OPFOR) element dispatches small teams into the enemy's rear area to disrupt combat service support (CSS) operations.

STANDARD: The enemy sustains disrupted command and control (C2), destroyed equipment and supplies, and light casualties. 1. Locates rear support bases and C2 facilities. 2. Delays and disrupts CSS operations through probes. 3. Infiltrates CSS bases to conduct sabotage and terrorist activities. 4. Inflicts light casualties. 5. Destroys supplies and equipment.

TASK: Disrupt a Net Control Station (NCS) (5-OPFOR-0019)

CONDITION: The enemy has established a NCS. The opposing forces (OPFOR) element has radio and jamming equipment.

STANDARD: The OPFOR element attempts to disrupt an NCS. 1. Attempts to locate the radio frequency that the unit is operating on. 2. Attempts to enter the radio net. 3. Attempts to issue "bogus" orders to a unit on the net. 4. Jams the radio frequency and forces the unit to go to an alternate frequency.

TASK: Disrupt Movement (5-OPFOR-0014)

CONDITION: The enemy is expected to move through the opposing forces (OPFOR) element's area of operations. The OPFOR element has received an operation order (OPORD) or fragmentary order (FRAGO) to disrupt enemy movement. The enemy has the capability to defend with direct fire and antiarmor weapons.

STANDARD: The OPFOR element delays enemy movement. 1. Delays the element. 2. Forces the element to deviate from its route. 3. Prevents the element from reaching its destination. 4. Surprises the element's main body.

TASK: Conduct an Attack (5-OPFOR-0008)

CONDITION: The enemy is conducting tactical operations. The opposing forces (OPFOR) element receives orders to attack the enemy, the area of occupation, or the main supply route (MSR) with smoke.

STANDARD: The OPFOR element disrupts the enemy's movement and smoke operations. 1. Determines the delivery method of the smoke attack. 2. Locates the target. 3. Delivers the smoke attack downwind. 4. Attacks the enemy with smoke, and surge attacks when the enemy responds to the smoke.

TASK: Disrupt Construction of Vehicle Fighting Positions (5-OPFOR-0020)

CONDITION: The opposing forces (OPFOR) element has located the enemy. The priority intelligence requirements (PIR) and other intelligence obtained by OPFOR patrols indicate the enemy is constructing vehicle fighting positions within its defensive area. The OPFOR element has automatic and antiarmor weapons and light mortars.

STANDARD: The OPFOR element attempts to disrupt the enemy's efforts to establish vehicle fighting positions. 1. Locates the defensive area. 2. Surprises the main body. 3. Penetrates the defensive area with squad-size probes. 4. Inflicts casualties on the unit. 5. Destroys vehicles. 6. Disrupts the unit's preparations (prevents or delays beyond the unit's allotted time).

TASK: Disrupt an Engineer Reconnaissance (5-OPFOR-0022)

CONDITION: The enemy is conducting an engineer reconnaissance. The opposing forces (OPFOR) element is positioned along the enemy's route.

STANDARD: The OPFOR element disrupts an engineer reconnaissance. 1. Prevents the unit from meeting its specified time schedule. 2. Forces the unit to deviate from its specified route. 3. Prevents the unit from accomplishing its assigned engineer reconnaissance. 4. Surprises the unit conducting the reconnaissance.

TASK: Conduct an Aerial Reconnaissance (5-OPFOR-0010)

CONDITION: The opposing forces (OPFOR) headquarters (HQ) element requires intelligence on the locations and identification of the enemy elements. Aircraft is dispatched to take photographs and make a visual inspection of the enemy rear area.

STANDARD: The OPFOR element gathers photograph intelligence of the enemy. 1. Photographs the assigned sectors. 2. Makes quick visual checks where the ceiling is low. 3. Locates enemy positions in the area, particularly support and storage bases, and command and control (C2) facilities. 4. Sustains no loss of aircraft. 5. Reports priority intelligence requirements (PIR) and other information requirements to the OPFOR HQ.

TASK: Defend a Minefield (5-OPFOR-0023)

CONDITION: The enemy is conducting a minefield sweeping operation. The opposing forces (OPFOR) element has a minefield placed in the enemy's path. The minefield is under constant observation and fire.

STANDARD: The OPFOR element defends a minefield against an enemy element conducting a minefield sweeping operation. 1. Prevents the unit from detecting the obstacle. 2. Disrupts the minefield sweeping operation. 3. Prevents the unit from conducting the minefield sweeping operation, prevents the unit from moving all personnel through the breach, or delays the completion of the minefield sweeping operation for more than 45 minutes.

TASK: Disrupt Quartering Party Operations (5-OPFOR-0017)

CONDITION: The enemy is conducting quartering party operations. It has established an assembly area (AA) but has not moved in the main body.

STANDARD: The opposing forces (OPFOR) element attempts to disrupt quartering party operations and infiltrate the enemy's AA. 1. Locates the quartering party and the AA. 2. Surprises the main body. 3. Penetrates the AA with squad-size probes. 4. Inflicts personnel casualties and vehicle damage. 5. Disrupts the unit's preparations (prevents or delays beyond the unit's allotted time).

TASK: Disrupt Enemy Movement and Operations Using Tactical Nuclear Weapons (5-OPFOR-0016)

CONDITION: The opposing forces (OPFOR) element has located the enemy. Priority intelligence requirements (PIR) and other intelligence requirements have been obtained by OPFOR patrols. Tactical nuclear weapons are employed against key locations in the rear area.

STANDARD: The OPFOR element disrupts enemy movement and operations. 1. Disrupts or delays the movement of the enemy's equipment and supplies to the forward areas. 2. Destroys enemy equipment and supplies. 3. Inflicts a high rate of nuclear casualties among the enemy forces. 4. Denies the enemy the use of specified areas. 5. Contaminates the enemy's equipment and supplies.

TASK: Disrupt Enemy Movement and Operations Using Persistent and Nonpersistent Chemical Weapons (5-OPFOR-0015)

CONDITION: The opposing forces (OPFOR) element has located the enemy. Priority intelligence requirements (PIR) and other intelligence requirements have been obtained by OPFOR patrols. The OPFOR units deliver chemical agents, by means of conventional artillery weapons or aircraft, along selected supply routes and key bases in the rear area.

STANDARD: The OPFOR element disrupts enemy movement and operations using persistent and nonpersistent chemical weapons. 1. Delivers chemical agents in low and densely wooded areas. 2. Delays the movement of enemy supplies and equipment to the forward areas. 3. Restricts the movement of the enemy units in the rear area. 4. Channels the movement of enemy units into predesignated ambush areas. 5. Contaminates enemy supplies and equipment. 6. Inflicts a high rate of casualties on enemy forces.

TASK: Counter Passage of Lines (5-OPFOR-0012)

CONDITION: Enemy forces are in defensive positions, but they are expected to attempt passage-of-lines operations. The opposing forces (OPFOR) received orders to disrupt enemy passage-of-lines operations.

STANDARD: The OPFOR element delays or prevents enemy passage of lines. 1. Delays the passage. 2. Prevents the company from moving all personnel through the stationary unit. 3. Engages the main body of either the moving or the stationary unit.

TASK: Conduct Air Attacks (5-OPFOR-0002)

CONDITION: The opposing forces (OPFOR) element in the rear area has forwarded the positions of the enemy support sites or the locations of moving elements. The OPFOR aircraft have been dispatched to attack enemy installations or convoys.

STANDARD: The OPFOR element attempts to delay, disrupt, or damage the enemy targets by air. 1. Locates the target (support sites or convoys). 2. Makes attack runs on the designated targets. 3. Inflicts heavy damage to the selected target. 4. Sustains no loss of aircraft. 5. Delays moving the force for more than one hour.

TASK: Attack (5-OPFOR-0001)

CONDITION: The opposing forces (OPFOR) element has located the enemy. The priority intelligence requirements (PIR) and the other intelligence requirements have been obtained by OPFOR patrols. The OPFOR element has automatic and antiarmor weapons and light mortars.

STANDARD: The OPFOR element attempts to seize the terrain, the vehicles, or the equipment. 1. Develops an attack plan. 2. Surprises the enemy unit's main body. 3. Initiates the attack using a scheme of maneuver that exploits the enemy's flanks, gaps, and weaknesses. 4. Uses covered and concealed routes to approach the enemy forces' flanks, gaps, or weakly held areas. 5. Employs indirect fire to support the attack. 6. Penetrates enemy defenses. 7. Destroys the equipment and the supplies. 8. Inflicts heavy casualties. 9. Isolates the combat service support (CSS) base by blocking the reinforcements. 10. Forces the enemy units to displace. 11. Avoids being fixed in one position. 12. Withdraws before the CSS base is reinforced with tactical combat forces.

TASK: Disrupt Assembly Area (AA) Activities (5-OPFOR-0013)

CONDITION: Intelligence reports indicate that platoon- and company-size enemy units are operating in the opposing forces (OPFOR) area of operations. Enemy units can defend from AAs with direct fire, antiarmor weapons, and indirect fire. The enemy has close air support (CAS) and nuclear, biological, and chemical (NBC) capabilities.

STANDARD: The OPFOR element locates and disrupts the enemy's AA activities. 1. Locates the element's AA. 2. Probes the AA with squad- or team-size elements. 3. Inflicts more than 5 percent casualties on the element. 4. Disrupts the element's preparations (prevents or delays beyond the element's allotted time).

TASK: Maintain Contact (5-OPFOR-0003)

CONDITION: The opposing forces (OPFOR) element is engaged with enemy base-defense forces. The enemy forces are withdrawing under pressure.

STANDARD: The OPFOR element maintains enemy contact while the enemy withdraws. 1. Engages the enemy forces decisively. 2. Advances the OPFOR as the enemy forces withdraw. 3. Inflicts heavy casualties. 4. Captures the members of the enemy force. 5. Captures documents and equipment. 6. Safeguards the captured documents, the equipment, and the personnel.

- ELEMENTS:** Maintenance Section
 Horizontal Construction Platoon
 Embankment Squad
 Grading and Compact Squad
 Excavation Squad
 Two General Construction Platoons
 Six General Construction Squads

TASK: Establish Jobsite Security (05-3-0904.05-R01A)
 (FM 7-8) (FM 5-10) (FM 5-34)
 (FM 71-1) (FM 7-7)

ITERATION: 1 2 3 4 5 M (Circle)

COMMANDER/LEADER ASSESSMENT: T P U (Circle)

CONDITIONS: The element receives a fragmentary order (FRAGO) or an operation order (OPORD) to conduct a tactical mission at an eight-digit grid location. Digital units have performed functionality checks, and systems are operational. This task is performed during darkness and daylight and in all weather conditions. Some iterations of this task should be performed in MOPP4.

TASK STANDARDS: The element establishes local security and tenable defensive positions that provide early warning and protection from an enemy attack. The enemy's presence is not a surprise. The only time restraints are those specified in the FRAGO or the OPORD. Digital units submit reports and locations using frequency-modulated (FM) or digital means to update the common operational picture (COP) and maintain situational awareness (SA) to conduct combat operations. The time required to perform this task is increased when conducting it in mission-oriented protection posture (MOPP) 4.

TASK STEPS AND PERFORMANCE MEASURES	GO	NO-GO
<p>* 1. The element leader receives a FRAGO or an OPORD to conduct a tactical mission at an eight-digit grid location.</p> <p>a. Conducted a mission analysis.</p> <p>(1) If a maneuver force was providing security, the element followed procedures beginning with Subtask 4.</p> <p>(2) If the unit was working alone or in an isolated area, the element leader designated overwatch and reconnaissance/mine-sweeping teams and followed procedures beginning with Subtask 2.</p> <p>b. Conducted a thorough map reconnaissance.</p> <p>NOTE: Digital units request intelligence information by requesting All-Source Analysis System (ASAS) information and Digital Topographic Support System (DTSS) products from higher headquarters (HQ).</p> <p>c. Reviewed the unit's tactical standing operating procedure (TACSOP) or standing operating procedure (SOP).</p> <p>d. Conducted troop-leading procedures.</p> <p>e. Conducted precombat checks (PCCs) and precombat inspections (PCIs).</p> <p>* 2. The element occupies a stationary overwatch position at the site. The overwatch team leader--</p> <p>a. Selected a covered and concealed position.</p> <p>b. Assigned a sector of observation and fire (refer to Field Manual [FM] 71-1).</p> <p>c. Directed the overwatch team to use all available sights and other visual devices to scan the sector and identify enemy forces.</p> <p>3. The reconnaissance/mine-sweeping team secures the site.</p> <p>a. Checked for a possible enemy ambush at the site.</p>		

TASK STEPS AND PERFORMANCE MEASURES	GO	NO-GO
<p>b. Located, marked, and reported any mines or unexploded ordnance (UXO) on the site. The chain of command reported the hazard to explosive ordnance disposal (EOD) personnel for disposal.</p> <p>4. The element moves into and occupies the position after the site is clear.</p> <p>* 5. The element leader reconnoiters tentative fighting positions.</p> <ul style="list-style-type: none"> a. Identified avenues of approach. b. Identified observation posts (OP) or patrol routes to secure the perimeter. c. Identified crew-served weapons positions. d. Established withdrawal routes. e. Identified dismounted-personnel positions. f. Positioned vehicles in covered and concealed positions. g. Established sectors of fire and general positions for crew-served weapons and vehicles. h. Designated which fighting positions, OPs, or patrols would be manned full time. The patrol or OP team moved to an assigned position. The patrol or OP team-- <ul style="list-style-type: none"> (1) Provided early warning and close-in security. (2) Offered cover and concealment for occupants. (3) Established a concealed route leading to and away from the OP. (4) Operated according to the unit's TACSOP or SOP until relieved. (5) Maintained communications with the command post. i. Supervised the positioning of the chemical alarm. <ul style="list-style-type: none"> (1) Placed the alarm 150 meters upwind from the unit. (2) Ensured that the alarm was within visible site of the elements position to prevent it from being tampered with by the enemy. (3) Did not place the alarm in a depression. (4) Moved the chemical alarm if the wind shifted. j. Subordinate leaders designated individual positions. <ul style="list-style-type: none"> (1) Designated primary fighting positions. (2) Designated alternate fighting positions. (3) Established sectors of fire for each individual and ensured that individual range cards and element sector sketches were complete according to the unit's TACSOP or SOP. <p>NOTE: The unit's TACSOP or SOP should have a set time standard for completing the range cards and sector sketches.</p> <ul style="list-style-type: none"> k. Maintained communications with the supported maneuver force and higher HQ. l. Emplaced protective obstacles, if required, based on the five-step risk management process. <p>NOTE: The unit should establish alert procedures and rehearse the procedures onsite with a 100 percent occupation of the position.</p> <p>6. The element begins work.</p> <ul style="list-style-type: none"> a. Kept individual weapons within close reach. b. Maintained noise and light discipline. c. Maintained camouflage procedures. d. Maintained the directed MOPP level. e. Maintained communications with the supported maneuver force or higher HQ. <p>NOTE: Digital units send reports and update the COP using the Force XXI Battle Command Brigade and Below (FBCB2) System or FM means according to the unit's TACSOP.</p>		

TASK PERFORMANCE / EVALUATION SUMMARY BLOCK							
ITERATION	1	2	3	4	5	M	TOTAL
TOTAL TASK STEPS EVALUATED							
TOTAL TASK STEPS "GO"							
TRAINING STATUS "GO"/"NO-GO"							

"*" indicates a leader task step.

SUPPORTING INDIVIDUAL TASKS

Task Number	Task Title	References
031-503-4002	Supervise Unit Preparation for NBC Attack	STP 21-24-SMCT
052-194-3500	Conduct a Patrol	STP 5-12B24-SM-TG STP 5-62G13-SM-TG

SUPPORTING COLLECTIVE TASKS

Task Number	Task Title	References
05-2-0301	Camouflage Vehicles and Equipment	ARTEP 5-025-66-MTP ARTEP 5-026-34-MTP ARTEP 5-027-35-MTP ARTEP 5-053-11-MTP ARTEP 5-053-12-MTP ARTEP 5-053-35-MTP ARTEP 5-063-10-MTP ARTEP 5-063-11-MTP ARTEP 5-063-35-MTP ARTEP 5-113-11-MTP ARTEP 5-113-12-MTP ARTEP 5-113-35-MTP ARTEP 5-155-66-MTP ARTEP 5-156-34-MTP ARTEP 5-157-10-MTP ARTEP 5-157-35-MTP ARTEP 5-215-66-MTP ARTEP 5-216-34-MTP ARTEP 5-217-10-MTP ARTEP 5-217-35-MTP ARTEP 5-332-68-MTP ARTEP 5-335-65-MTP ARTEP 5-335-66-MTP ARTEP 5-335-70-MTP ARTEP 5-336-34-MTP ARTEP 5-337-10-MTP ARTEP 5-337-35-MTP ARTEP 5-413-35-MTP ARTEP 5-416-34-MTP ARTEP 5-417-13-MTP ARTEP 5-417-17-MTP ARTEP 5-417-35-MTP ARTEP 5-423-11-MTP ARTEP 5-424-35-MTP ARTEP 5-425-66-MTP

SUPPORTING COLLECTIVE TASKS

Task Number	Task Title	References
		ARTEP 5-426-34-MTP
		ARTEP 5-427-10-MTP
		ARTEP 5-427-35-MTP
		ARTEP 5-434-35-MTP
		ARTEP 5-435-66-MTP
		ARTEP 5-435-67-MTP
		ARTEP 5-436-35-MTP
		ARTEP 5-436-37-MTP
		ARTEP 5-437-10-MTP
		ARTEP 5-437-11-MTP
		ARTEP 5-437-36-MTP
		ARTEP 5-437-38-MTP
		ARTEP 5-443-35-MTP
		ARTEP 5-445-64-MTP
		ARTEP 5-445-66-MTP
		ARTEP 5-446-34-MTP
		ARTEP 5-446-36-MTP
		ARTEP 5-447-10-MTP
		ARTEP 5-447-11-MTP
		ARTEP 5-447-35-MTP
		ARTEP 5-447-37-MTP
		ARTEP 5-463-10-MTP
		ARTEP 5-463-12-MTP
		ARTEP 5-463-15-MTP
		ARTEP 5-463-17-MTP
		ARTEP 5-463-35-MTP
		ARTEP 5-463-36-MTP
		ARTEP 5-473-35-MTP
		ARTEP 5-500-66-MTP
		ARTEP 5-520-10-MTP
		ARTEP 5-520-14-MTP
		ARTEP 5-530-14-MTP
		ARTEP 5-530-16-MTP
		ARTEP 5-603-35-MTP
		ARTEP 5-606-34-MTP
		ARTEP 5-607-35-MTP
05-2-0908	Conduct Quartering Party Operations	ARTEP 5-025-66-MTP
		ARTEP 5-026-34-MTP
		ARTEP 5-027-10-MTP
		ARTEP 5-027-35-MTP
		ARTEP 5-053-11-MTP
		ARTEP 5-053-12-MTP
		ARTEP 5-063-10-MTP
		ARTEP 5-063-11-MTP
		ARTEP 5-063-35-MTP
		ARTEP 5-113-11-MTP
		ARTEP 5-113-12-MTP
		ARTEP 5-113-35-MTP
		ARTEP 5-155-66-MTP
		ARTEP 5-156-34-MTP
		ARTEP 5-157-10-MTP
		ARTEP 5-157-35-MTP
		ARTEP 5-215-66-MTP

SUPPORTING COLLECTIVE TASKS

Task Number	Task Title	References
		ARTEP 5-216-34-MTP
		ARTEP 5-217-10-MTP
		ARTEP 5-217-35-MTP
		ARTEP 5-335-70-MTP
		ARTEP 5-337-10-MTP
		ARTEP 5-337-35-MTP
		ARTEP 5-413-35-MTP
		ARTEP 5-416-34-MTP
		ARTEP 5-417-35-MTP
		ARTEP 5-423-35-MTP
		ARTEP 5-424-35-MTP
		ARTEP 5-425-66-MTP
		ARTEP 5-426-34-MTP
		ARTEP 5-427-10-MTP
		ARTEP 5-427-35-MTP
		ARTEP 5-434-35-MTP
		ARTEP 5-436-35-MTP
		ARTEP 5-436-37-MTP
		ARTEP 5-437-10-MTP
		ARTEP 5-437-11-MTP
		ARTEP 5-437-36-MTP
		ARTEP 5-437-38-MTP
		ARTEP 5-443-35-MTP
		ARTEP 5-445-64-MTP
		ARTEP 5-445-66-MTP
		ARTEP 5-446-34-MTP
		ARTEP 5-446-36-MTP
		ARTEP 5-447-10-MTP
		ARTEP 5-447-11-MTP
		ARTEP 5-447-35-MTP
		ARTEP 5-447-37-MTP
		ARTEP 5-463-10-MTP
		ARTEP 5-463-12-MTP
		ARTEP 5-463-15-MTP
		ARTEP 5-463-17-MTP
		ARTEP 5-463-35-MTP
		ARTEP 5-463-36-MTP
		ARTEP 5-473-35-MTP
		ARTEP 5-500-66-MTP
		ARTEP 5-603-35-MTP
		ARTEP 5-606-34-MTP
		ARTEP 5-607-35-MTP
		ARTEP 5-608-35-MTP
05-2-1218	Conduct Report Procedures	ARTEP 5-026-34-MTP
		ARTEP 5-027-10-MTP
		ARTEP 5-053-11-MTP
		ARTEP 5-053-12-MTP
		ARTEP 5-053-35-MTP
		ARTEP 5-063-10-MTP
		ARTEP 5-063-11-MTP
		ARTEP 5-063-35-MTP
		ARTEP 5-113-11-MTP
		ARTEP 5-113-12-MTP

SUPPORTING COLLECTIVE TASKS

Task Number	Task Title	References
05-2-7008	Prepare an Operation Order (OPORD) (Company/Platoon)	ARTEP 5-113-35-MTP
		ARTEP 5-156-34-MTP
		ARTEP 5-157-10-MTP
		ARTEP 5-216-34-MTP
		ARTEP 5-217-10-MTP
		ARTEP 5-335-60-MTP
		ARTEP 5-335-65-MTP
		ARTEP 5-337-10-MTP
		ARTEP 5-337-35-MTP
		ARTEP 5-423-11-MTP
		ARTEP 5-424-35-MTP
		ARTEP 5-426-34-MTP
		ARTEP 5-427-10-MTP
		ARTEP 5-434-35-MTP
		ARTEP 5-435-67-MTP
		ARTEP 5-437-10-MTP
		ARTEP 5-437-11-MTP
		ARTEP 5-437-36-MTP
		ARTEP 5-437-38-MTP
		ARTEP 5-446-34-MTP
		ARTEP 5-446-36-MTP
		ARTEP 5-447-10-MTP
		ARTEP 5-447-11-MTP
		ARTEP 5-463-10-MTP
		ARTEP 5-463-12-MTP
		ARTEP 5-463-15-MTP
		ARTEP 5-463-17-MTP
		ARTEP 5-603-35-MTP
		ARTEP 5-026-34-MTP
		ARTEP 5-027-10-MTP
		ARTEP 5-027-35-MTP
		ARTEP 5-053-11-MTP
		ARTEP 5-053-12-MTP
		ARTEP 5-053-35-MTP
		ARTEP 5-063-10-MTP
		ARTEP 5-063-11-MTP
		ARTEP 5-063-35-MTP
		ARTEP 5-113-11-MTP
		ARTEP 5-113-12-MTP
ARTEP 5-113-35-MTP		
ARTEP 5-145-12-MTP		
ARTEP 5-145-32-MTP		
ARTEP 5-156-34-MTP		
ARTEP 5-157-10-MTP		
ARTEP 5-157-35-MTP		
ARTEP 5-216-34-MTP		
ARTEP 5-217-10-MTP		
ARTEP 5-217-35-MTP		
ARTEP 5-335-60-MTP		
ARTEP 5-335-65-MTP		
ARTEP 5-335-70-MTP		
ARTEP 5-336-34-MTP		

SUPPORTING COLLECTIVE TASKS

Task Number	Task Title	References
		ARTEP 5-337-10-MTP
		ARTEP 5-337-35-MTP
		ARTEP 5-413-35-MTP
		ARTEP 5-416-14-MTP
		ARTEP 5-416-34-MTP
		ARTEP 5-417-13-MTP
		ARTEP 5-423-11-MTP
		ARTEP 5-423-35-MTP
		ARTEP 5-424-35-MTP
		ARTEP 5-426-34-MTP
		ARTEP 5-427-10-MTP
		ARTEP 5-427-35-MTP
		ARTEP 5-434-35-MTP
		ARTEP 5-436-35-MTP
		ARTEP 5-436-37-MTP
		ARTEP 5-437-10-MTP
		ARTEP 5-437-11-MTP
		ARTEP 5-437-36-MTP
		ARTEP 5-437-38-MTP
		ARTEP 5-446-34-MTP
		ARTEP 5-446-36-MTP
		ARTEP 5-447-10-MTP
		ARTEP 5-447-11-MTP
		ARTEP 5-447-35-MTP
		ARTEP 5-447-37-MTP
		ARTEP 5-463-10-MTP
		ARTEP 5-463-12-MTP
		ARTEP 5-463-15-MTP
		ARTEP 5-463-17-MTP
		ARTEP 5-463-35-MTP
		ARTEP 5-463-36-MTP
		ARTEP 5-473-35-MTP
		ARTEP 5-500-66-MTP
		ARTEP 5-520-10-MTP
		ARTEP 5-520-12-MTP
		ARTEP 5-520-14-MTP
		ARTEP 5-530-14-MTP
		ARTEP 5-530-16-MTP
		ARTEP 5-603-35-MTP
		ARTEP 5-605-66-MTP
		ARTEP 5-607-35-MTP
		ARTEP 5-608-35-MTP
		ARTEP 5-616-34-MTP
		ARTEP 5-617-10-MTP
		ARTEP 5-617-11-MTP
		ARTEP 5-617-35-MTP

OPFOR TASKS AND STANDARDS

TASK: Defend a Minefield (5-OPFOR-0023)

CONDITION: The enemy is conducting a minefield sweeping operation. The opposing forces (OPFOR) element has a minefield placed in the enemy's path. The minefield is under constant observation and fire.

STANDARD: The OPFOR element defends a minefield against an enemy element conducting a minefield sweeping operation. 1. Prevents the unit from detecting the obstacle. 2. Disrupts the minefield sweeping operation. 3. Prevents the unit from conducting the minefield sweeping operation, prevents the unit from moving all personnel through the breach, or delays the completion of the minefield sweeping operation for more than 45 minutes.

TASK: Attack (5-OPFOR-0001)

CONDITION: The opposing forces (OPFOR) element has located the enemy. The priority intelligence requirements (PIR) and the other intelligence requirements have been obtained by OPFOR patrols. The OPFOR element has automatic and antiarmor weapons and light mortars.

STANDARD: The OPFOR element attempts to seize the terrain, the vehicles, or the equipment. 1. Develops an attack plan. 2. Surprises the enemy unit's main body. 3. Initiates the attack using a scheme of maneuver that exploits the enemy's flanks, gaps, and weaknesses. 4. Uses covered and concealed routes to approach the enemy forces' flanks, gaps, or weakly held areas. 5. Employs indirect fire to support the attack. 6. Penetrates enemy defenses. 7. Destroys the equipment and the supplies. 8. Inflicts heavy casualties. 9. Isolates the combat service support (CSS) base by blocking the reinforcements. 10. Forces the enemy units to displace. 11. Avoids being fixed in one position. 12. Withdraws before the CSS base is reinforced with tactical combat forces.

TASK: Conduct Air Attacks (5-OPFOR-0002)

CONDITION: The opposing forces (OPFOR) element in the rear area has forwarded the positions of the enemy support sites or the locations of moving elements. The OPFOR aircraft have been dispatched to attack enemy installations or convoys.

STANDARD: The OPFOR element attempts to delay, disrupt, or damage the enemy targets by air. 1. Locates the target (support sites or convoys). 2. Makes attack runs on the designated targets. 3. Inflicts heavy damage to the selected target. 4. Sustains no loss of aircraft. 5. Delays moving the force for more than one hour.

TASK: Conduct a Raid (5-OPFOR-0004)

CONDITION: The opposing forces (OPFOR) element has occupied an objective rally point and has orders to conduct a raid on a combat service support (CSS) base.

STANDARD: The OPFOR element infiltrates the enemy's base and destroys all of the targets. 1. Surprises the enemy forces. 2. Assaults the support base and accomplishes the assigned tasks. 3. Destroys the specified equipment and supplies. 4. Avoids being decisively engaged. 5. Withdraws all personnel from the objective areas within the time prescribed. 6. Obtains all priority intelligence requirements (PIR) from the raid site. 7. Sustains only light casualties from enemy fire.

TASK: Conduct Terrorist and Saboteur Attacks (5-OPFOR-0005)

CONDITION: The opposing forces (OPFOR) element dispatches small teams into the enemy's rear area to disrupt combat service support (CSS) operations.

STANDARD: The enemy sustains disrupted command and control (C2), destroyed equipment and supplies, and light casualties. 1. Locates rear support bases and C2 facilities. 2. Delays and disrupts CSS operations through probes. 3. Infiltrates CSS bases to conduct sabotage and terrorist activities. 4. Inflicts light casualties. 5. Destroys supplies and equipment.

TASK: Conduct Sniper Operations (5-OPFOR-0006)

CONDITION: The opposing forces (OPFOR) element has assigned snipers (regular or irregular elements) in the enemy's rear area along the main supply route (MSR) and near support sites.

STANDARD: The OPFOR element kills or wounds targets. 1. Sets up a well-concealed location. 2. Engages vehicle drivers or personnel on foot with short bursts of semiautomatic fire. 3. Kills or wounds selected targets. 4. Prevents the position from being discovered by enemy forces. 5. Evacuates the area without being spotted. 6. Reports all specified priority intelligence requirements (PIR) and other intelligence requirements to the OPFOR headquarters (HQ).

TASK: Conduct an Attack (5-OPFOR-0008)

CONDITION: The enemy is conducting tactical operations. The opposing forces (OPFOR) element receives orders to attack the enemy, the area of occupation, or the main supply route (MSR) with smoke.

STANDARD: The OPFOR element disrupts the enemy's movement and smoke operations. 1. Determines the delivery method of the smoke attack. 2. Locates the target. 3. Delivers the smoke attack downwind. 4. Attacks the enemy with smoke, and surge attacks when the enemy responds to the smoke.

TASK: Conduct an Aerial Reconnaissance (5-OPFOR-0010)

CONDITION: The opposing forces (OPFOR) headquarters (HQ) element requires intelligence on the locations and identification of the enemy elements. Aircraft is dispatched to take photographs and make a visual inspection of the enemy rear area.

STANDARD: The OPFOR element gathers photograph intelligence of the enemy. 1. Photographs the assigned sectors. 2. Makes quick visual checks where the ceiling is low. 3. Locates enemy positions in the area, particularly support and storage bases, and command and control (C2) facilities. 4. Sustains no loss of aircraft. 5. Reports priority intelligence requirements (PIR) and other information requirements to the OPFOR HQ.

TASK: Gather Intelligence (5-OPFOR-0011)

CONDITION: The opposing forces (OPFOR) small element, operating in the rear area, is planning attacks on enemy bases. Information is needed to complete the plans.

STANDARD: The OPFOR element infiltrates, gathers intelligence information, and submits its findings to the command. 1. Identifies all priority intelligence requirements (PIR) and other intelligence requirements. 2. Passes through any outpost, defensive wire, or warning devices undetected. 3. Moves to an observation point that offers cover and concealment and is clear enough to gather PIR and other intelligence requirements. 4. Gathers all PIR and other intelligence requirements. 5. Withdraws from the area undetected. 6. Reports all information to the OPFOR headquarters (HQ).

TASK: Disrupt a Route Reconnaissance (5-OPFOR-0021)

CONDITION: The enemy is conducting a route reconnaissance. The opposing forces (OPFOR) element is positioned along the enemy's route.

STANDARD: The OPFOR element attempts to disrupt a squad/section conducting a route reconnaissance. 1. Prevents the unit from meeting its specified time schedule. 2. Forces the unit to deviate from its specified route. 3. Prevents the unit from reaching its assigned destination. 4. Surprises the squad/section. 5. Inflicts casualties on the unit.

TASK: Maintain Contact (5-OPFOR-0003)

CONDITION: The opposing forces (OPFOR) element is engaged with enemy base-defense forces. The enemy forces are withdrawing under pressure.

STANDARD: The OPFOR element maintains enemy contact while the enemy withdraws. 1. Engages the enemy forces decisively. 2. Advances the OPFOR as the enemy forces withdraw. 3. Inflicts heavy casualties. 4. Captures the members of the enemy force. 5. Captures documents and equipment. 6. Safeguards the captured documents, the equipment, and the personnel.

TASK: Disrupt a Net Control Station (NCS) (5-OPFOR-0019)

CONDITION: The enemy has established a NCS. The opposing forces (OPFOR) element has radio and jamming equipment.

STANDARD: The OPFOR element attempts to disrupt an NCS. 1. Attempts to locate the radio frequency that the unit is operating on. 2. Attempts to enter the radio net. 3. Attempts to issue "bogus" orders to a unit on the net. 4. Jams the radio frequency and forces the unit to go to an alternate frequency.

TASK: Disrupt Construction of Vehicle Fighting Positions (5-OPFOR-0020)

CONDITION: The opposing forces (OPFOR) element has located the enemy. The priority intelligence requirements (PIR) and other intelligence obtained by OPFOR patrols indicate the enemy is constructing vehicle fighting positions within its defensive area. The OPFOR element has automatic and antiarmor weapons and light mortars.

STANDARD: The OPFOR element attempts to disrupt the enemy's efforts to establish vehicle fighting positions. 1. Locates the defensive area. 2. Surprises the main body. 3. Penetrates the defensive area with squad-size probes. 4. Inflicts casualties on the unit. 5. Destroys vehicles. 6. Disrupts the unit's preparations (prevents or delays beyond the unit's allotted time).

TASK: Defeat Obstacles (5-OPFOR-0009)

CONDITION: The opposing forces (OPFOR) element encounters an obstacle that blocks the avenue of approach as it advances upon the enemy forces.

STANDARD: The OPFOR element bypasses or breaches the enemy obstacle. 1. Detects the obstacle before halting its main body. 2. Defeats the obstacle. a. Bypasses the obstacle without entering the engagement areas. b. Breaches the obstacle within 45 minutes and passes its entire force through the obstacle. 3. Does not incur degradation to the point that the mission must be discontinued.

TASK: Disrupt an Engineer Reconnaissance (5-OPFOR-0022)

CONDITION: The enemy is conducting an engineer reconnaissance. The opposing forces (OPFOR) element is positioned along the enemy's route.

STANDARD: The OPFOR element disrupts an engineer reconnaissance. 1. Prevents the unit from meeting its specified time schedule. 2. Forces the unit to deviate from its specified route. 3. Prevents the unit from accomplishing its assigned engineer reconnaissance. 4. Surprises the unit conducting the reconnaissance.

TASK: Conduct an Ambush (5-OPFOR-0007)

CONDITION: The enemy is moving in a convoy. The opposing forces (OPFOR) element is positioned along the enemy's route.

STANDARD: The OPFOR element inflicts casualties on the enemy and causes vehicle and equipment damage. 1. Prepares an ambush site before the element arrives. 2. Surprises march element forces. 3. Inflicts heavy casualties within the designated kill zone. 4. Inflicts heavy damage to the vehicles and the equipment within the designated kill zone. 5. Delays the march element from reaching a specified destination for a specified period of time. 6. Withdraws on order. 7. Sustains no casualties. 8. Reports actions to superiors.

TASK: Surrender to the Capturing Unit on the Battlefield (5-OPFOR-0024)

CONDITION: The enemy has captured opposing forces (OPFOR) element's soldiers, documents, and equipment sensitive to the OPFOR tactical operations.

STANDARD: The OPFOR soldiers retain or destroy documents and equipment. The OPFOR element surrenders the documents and the equipment of no tactical use to the enemy and attempts to conceal or destroy items of tactical value. The OPFOR element attempts escape and evasion. 1. Prevents the successful capture of the documents and the equipment. 2. Destroys the documents and the equipment. 3. Removes identifying markings from the equipment. 4. Removes unit-identifying insignia. 5. Provides misleading information. 6. Plans an escape. 7. Delays movement to the nearest collection point. 8. Prevents safeguarding of the enemy prisoners of war (EPWs) in order to cause embarrassment to the United States (US).

TASK: Disrupt Defensive Preparations (5-OPFOR-0018)

CONDITION: The opposing forces (OPFOR) element has located the enemy. Priority intelligence requirements (PIR) and other intelligence requirements obtained by OPFOR patrols indicate that the enemy elements are establishing defensive positions. The OPFOR element has automatic and antiarmor weapons and light mortars.

STANDARD: The OPFOR element disrupts and delays the enemy's defensive preparations. 1. Locates and penetrates the enemy's security system. 2. Forces the enemy to delay defensive preparations. 3. Disrupts the enemy's obstacle preparations.

TASK: Disrupt Quartering Party Operations (5-OPFOR-0017)

CONDITION: The enemy is conducting quartering party operations. It has established an assembly area (AA) but has not moved in the main body.

STANDARD: The opposing forces (OPFOR) element attempts to disrupt quartering party operations and infiltrate the enemy's AA. 1. Locates the quartering party and the AA. 2. Surprises the main body. 3. Penetrates the AA with squad-size probes. 4. Inflicts personnel casualties and vehicle damage. 5. Disrupts the unit's preparations (prevents or delays beyond the unit's allotted time).

TASK: Disrupt Enemy Movement and Operations Using Tactical Nuclear Weapons (5-OPFOR-0016)

CONDITION: The opposing forces (OPFOR) element has located the enemy. Priority intelligence requirements (PIR) and other intelligence requirements have been obtained by OPFOR patrols. Tactical nuclear weapons are employed against key locations in the rear area.

STANDARD: The OPFOR element disrupts enemy movement and operations. 1. Disrupts or delays the movement of the enemy's equipment and supplies to the forward areas. 2. Destroys enemy equipment and supplies. 3. Inflicts a high rate of nuclear casualties among the enemy forces. 4. Denies the enemy the use of specified areas. 5. Contaminates the enemy's equipment and supplies.

TASK: Disrupt Enemy Movement and Operations Using Persistent and Nonpersistent Chemical Weapons (5-OPFOR-0015)

CONDITION: The opposing forces (OPFOR) element has located the enemy. Priority intelligence requirements (PIR) and other intelligence requirements have been obtained by OPFOR patrols. The OPFOR units deliver chemical agents, by means of conventional artillery weapons or aircraft, along selected supply routes and key bases in the rear area.

STANDARD: The OPFOR element disrupts enemy movement and operations using persistent and nonpersistent chemical weapons. 1. Delivers chemical agents in low and densely wooded areas. 2. Delays the movement of enemy supplies and equipment to the forward areas. 3. Restricts the movement of the enemy units in the rear area. 4. Channels the movement of enemy units into predesignated ambush areas. 5. Contaminates enemy supplies and equipment. 6. Inflicts a high rate of casualties on enemy forces.

TASK: Counter Passage of Lines (5-OPFOR-0012)

CONDITION: Enemy forces are in defensive positions, but they are expected to attempt passage-of-lines operations. The opposing forces (OPFOR) received orders to disrupt enemy passage-of-lines operations.

STANDARD: The OPFOR element delays or prevents enemy passage of lines. 1. Delays the passage. 2. Prevents the company from moving all personnel through the stationary unit. 3. Engages the main body of either the moving or the stationary unit.

TASK: Disrupt Movement (5-OPFOR-0014)

CONDITION: The enemy is expected to move through the opposing forces (OPFOR) element's area of operations. The OPFOR element has received an operation order (OPORD) or fragmentary order (FRAGO) to disrupt enemy movement. The enemy has the capability to defend with direct fire and antiarmor weapons.

STANDARD: The OPFOR element delays enemy movement. 1. Delays the element. 2. Forces the element to deviate from its route. 3. Prevents the element from reaching its destination. 4. Surprises the element's main body.

TASK: Disrupt Assembly Area (AA) Activities (5-OPFOR-0013)

CONDITION: Intelligence reports indicate that platoon- and company-size enemy units are operating in the opposing forces (OPFOR) area of operations. Enemy units can defend from AAs with direct fire, antiarmor weapons, and indirect fire. The enemy has close air support (CAS) and nuclear, biological, and chemical (NBC) capabilities.

STANDARD: The OPFOR element locates and disrupts the enemy's AA activities. 1. Locates the element's AA. 2. Probes the AA with squad- or team-size elements. 3. Inflicts more than 5 percent casualties on the element. 4. Disrupts the element's preparations (prevents or delays beyond the element's allotted time).

ELEMENTS: Horizontal Construction Platoon
 Embankment Squad
 Grading and Compact Squad
 Excavation Squad
 Two General Construction Platoons
 Six General Construction Squads

TASK: Mark a Minefield (05-4-0110.05-R01A)
 (FM 20-32) (FM 5-34) (FM 90-7)
 (STANAG 2036 (ENGR))

ITERATION: 1 2 3 4 5 M (Circle)

COMMANDER/LEADER ASSESSMENT: T P U (Circle)

CONDITIONS: The unit receives the mission to mark a friendly obstacle being emplaced or already in place. Unit members determine the location of the obstacle from the emplacing party personnel, Department of the Army (DA) Form 1355, DA Form 1355-1-R, or a mine record and report. Digital units have performed functionality checks, and systems are operational. The logistical planning for obstacle marking is done. The unit has the necessary material to mark the minefield. Some iterations of this task should be performed in MOPP4.

TASK STANDARDS: The unit marks the location of obstacle boundaries, gaps, and lanes so that there are no friendly casualties caused by an unmarked obstacle. The unit marks all four sides of the minefield and other inherently dangerous obstacles behind the forward line of own troops (FLOT). The unit ensures that the minimum safe distance (MSD) from the mine is used and emplaces scatterable minefield perimeter fence before the installation of the minefield. Digital units report the locations using frequency-modulated (FM) or digital means, updating the digital operational overlay and the common operational picture (COP). The time required to perform this task is increased when conducting it in mission-oriented protection posture (MOPP) 4.

TASK STEPS AND PERFORMANCE MEASURES	GO	NO-GO
<p>NOTE: Conduct troop-leading procedures according to Task 05-3-1018. Conduct precombat checks (PCCs) and precombat inspections (PCIs), risk management, and safety briefings according to the unit's standing operating procedure (SOP)/tactical standing operating procedure (TACSOP).</p> <p>* 1. The unit leader organizes personnel and directs members to assemble all equipment and materials.</p> <ul style="list-style-type: none"> a. Organized the unit into teams to drive pickets, string wire, post signs, and carry materials for uninterrupted marking. b. Positioned materials at intervals around the obstacle to minimize hauling requirements. Materials may have included wire (barbed or concertina), pickets, mine warning signs, a standard mine marking set, and an M133 hand-emplaced minefield marking set (HEMMS). <p>NOTE: The unit's marking SOP should adhere to international Standardization Agreement (STANAG) 2036 and Field Manual (FM) 20-32.</p> <ul style="list-style-type: none"> c. Ensured that teams carried wire gauntlets, wire cutters, sledgehammers, or an expedient picket-driving device to ensure smooth fence construction. <p>2. The unit marks the obstacle boundaries.</p> <p>NOTE: Digital units populate the Force XXI Battle Command Brigade and Below (FBCB2) System with locations to update the digital overlay, situational awareness (SA), and the COP.</p> <ul style="list-style-type: none"> a. Conventional minefields. 		

TASK STEPS AND PERFORMANCE MEASURES	GO	NO-GO
<p>(1) The unit leader ensured that the perimeter fence was at least 15 meters outside the nearest mine or cluster.</p> <p>(2) Installed one strand of wire waist-high or one row of concertina around the obstacle.</p> <p>NOTE: Additional wire may be added at the commander's discretion.</p> <p>(3) Placed mine warning signs on the wire 10 to 15 meters apart.</p> <p>b. Scatterable minefields. The unit leader ensured that the area inside the perimeter fence included a safety zone (see FM 20-32, Chapter 3 for safety and fragment hazards zones).</p> <p>(1) Ground Volcano minefields. Installed pickets no closer than 80 meters from the centerline of the minefield and 40 meters from the start and end points.</p> <p>NOTE: Fencing should be no closer than 20 meters from the nearest mine.</p> <p>(2) Air Volcano minefields. Installed pickets no closer than 100 meters from the centerline of the minefield and 100 meters from the start and end points.</p> <p>NOTE: Fencing is installed before emplacing the air Volcano minefield.</p> <p>(3) Flipper minefields. Installed pickets no closer than 60 meters beyond the centerline of the two end strips and 20 meters from the start and end markers.</p> <p>(4) Modular Pack Mine System (MOPMS). Installed pickets no closer than 55 meters from the front and 20 meters from the rear of the canister.</p> <p>(5) Area-denial artillery munition (ADAM), remote antiarmor mine (RAAM), and Gator minefields were marked if the tactical situation permitted.</p> <p>NOTE: These minefields are not normally marked before emplacement unless the tactical situation permits (see FM 20-32, Chapter 3 for safety and fragment zones).</p> <p>c. Other hazardous obstacles. The unit leader determined the MSD by the risk management process.</p> <p>3. The unit marks safe lanes and gaps through the minefield.</p> <p>a. Used the following guidance for safe lanes and gaps:</p> <p>(1) Footpaths, 1 meter wide.</p> <p>(2) One-way vehicle traffic, 8 meters wide.</p> <p>(3) Two-way vehicle traffic, 16 meters wide.</p> <p>(4) Gaps, greater than 100 meters wide.</p> <p>b. Marked the safety lanes in forward areas, using rock piles and short wooden stakes so that lane locations were not exposed to the enemy.</p> <p>c. Marked the lanes in rear areas similar to boundaries and emplaced luminous marking devices (such as a HEMMS or a standard mine marking) visible only from the friendly side of the obstacle.</p> <p>* 4. The unit leader reports mission completion to the next higher engineer headquarters or supported maneuver unit.</p> <p>NOTE: Digital units send reports and update the COP to provide SA to units operating in the area.</p>		

TASK PERFORMANCE / EVALUATION SUMMARY BLOCK							
ITERATION	1	2	3	4	5	M	TOTAL
TOTAL TASK STEPS EVALUATED							
TOTAL TASK STEPS "GO"							
TRAINING STATUS "GO"/"NO-GO"							

"*" indicates a leader task step.

SUPPORTING INDIVIDUAL TASKS: NONE

SUPPORTING COLLECTIVE TASKS

Task Number	Task Title	References
05-3-1018	Conduct Troop-Leading Procedures	ARTEP 5-063-10-MTP ARTEP 5-063-11-MTP ARTEP 5-063-35-MTP ARTEP 5-145-12-MTP ARTEP 5-332-68-MTP ARTEP 5-335-70-MTP ARTEP 5-336-34-MTP ARTEP 5-337-10-MTP ARTEP 5-415-66-MTP ARTEP 5-416-14-MTP ARTEP 5-417-13-MTP ARTEP 5-417-17-MTP ARTEP 5-417-35-MTP ARTEP 5-424-35-MTP ARTEP 5-434-35-MTP ARTEP 5-435-67-MTP ARTEP 5-436-35-MTP ARTEP 5-436-37-MTP ARTEP 5-437-10-MTP ARTEP 5-437-11-MTP ARTEP 5-437-36-MTP ARTEP 5-437-38-MTP ARTEP 5-443-35-MTP ARTEP 5-500-66-MTP ARTEP 5-520-10-MTP ARTEP 5-520-12-MTP ARTEP 5-520-14-MTP ARTEP 5-530-14-MTP ARTEP 5-530-16-MTP ARTEP 5-603-35-MTP ARTEP 5-605-66-MTP ARTEP 5-606-34-MTP ARTEP 5-607-35-MTP ARTEP 5-615-66-MTP ARTEP 5-616-34-MTP ARTEP 5-617-35-MTP

OPFOR TASKS AND STANDARDS

TASK: Attack (5-OPFOR-0001)

CONDITION: The opposing forces (OPFOR) element has located the enemy. The priority intelligence requirements (PIR) and the other intelligence requirements have been obtained by OPFOR patrols. The OPFOR element has automatic and antiarmor weapons and light mortars.

STANDARD: The OPFOR element attempts to seize the terrain, the vehicles, or the equipment. 1. Develops an attack plan. 2. Surprises the enemy unit's main body. 3. Initiates the attack using a scheme of maneuver that exploits the enemy's flanks, gaps, and weaknesses. 4. Uses covered and concealed routes to approach the enemy forces' flanks, gaps, or weakly held areas. 5. Employs indirect fire to support the attack. 6. Penetrates enemy defenses. 7. Destroys the equipment and the supplies. 8. Inflicts heavy casualties. 9. Isolates the combat service support (CSS) base by blocking the reinforcements. 10. Forces the enemy units to displace. 11. Avoids being fixed in one position. 12. Withdraws before the CSS base is reinforced with tactical combat forces.

TASK: Defend a Minefield (5-OPFOR-0023)

CONDITION: The enemy is conducting a minefield sweeping operation. The opposing forces (OPFOR) element has a minefield placed in the enemy's path. The minefield is under constant observation and fire.

STANDARD: The OPFOR element defends a minefield against an enemy element conducting a minefield sweeping operation. 1. Prevents the unit from detecting the obstacle. 2. Disrupts the minefield sweeping operation. 3. Prevents the unit from conducting the minefield sweeping operation, prevents the unit from moving all personnel through the breach, or delays the completion of the minefield sweeping operation for more than 45 minutes.

TASK: Surrender to the Capturing Unit on the Battlefield (5-OPFOR-0024)

CONDITION: The enemy has captured opposing forces (OPFOR) element's soldiers, documents, and equipment sensitive to the OPFOR tactical operations.

STANDARD: The OPFOR soldiers retain or destroy documents and equipment. The OPFOR element surrenders the documents and the equipment of no tactical use to the enemy and attempts to conceal or destroy items of tactical value. The OPFOR element attempts escape and evasion. 1. Prevents the successful capture of the documents and the equipment. 2. Destroys the documents and the equipment. 3. Removes identifying markings from the equipment. 4. Removes unit-identifying insignia. 5. Provides misleading information. 6. Plans an escape. 7. Delays movement to the nearest collection point. 8. Prevents safeguarding of the enemy prisoners of war (EPWs) in order to cause embarrassment to the United States (US).

TASK: Conduct a Raid (5-OPFOR-0004)

CONDITION: The opposing forces (OPFOR) element has occupied an objective rally point and has orders to conduct a raid on a combat service support (CSS) base.

STANDARD: The OPFOR element infiltrates the enemy's base and destroys all of the targets. 1. Surprises the enemy forces. 2. Assaults the support base and accomplishes the assigned tasks. 3. Destroys the specified equipment and supplies. 4. Avoids being decisively engaged. 5. Withdraws all personnel from the objective areas within the time prescribed. 6. Obtains all priority intelligence requirements (PIR) from the raid site. 7. Sustains only light casualties from enemy fire.

TASK: Conduct an Aerial Reconnaissance (5-OPFOR-0010)

CONDITION: The opposing forces (OPFOR) headquarters (HQ) element requires intelligence on the locations and identification of the enemy elements. Aircraft is dispatched to take photographs and make a visual inspection of the enemy rear area.

STANDARD: The OPFOR element gathers photograph intelligence of the enemy. 1. Photographs the assigned sectors. 2. Makes quick visual checks where the ceiling is low. 3. Locates enemy positions in the area, particularly support and storage bases, and command and control (C2) facilities. 4. Sustains no loss of aircraft. 5. Reports priority intelligence requirements (PIR) and other information requirements to the OPFOR HQ.

TASK: Disrupt Construction of Vehicle Fighting Positions (5-OPFOR-0020)

CONDITION: The opposing forces (OPFOR) element has located the enemy. The priority intelligence requirements (PIR) and other intelligence obtained by OPFOR patrols indicate the enemy is constructing vehicle fighting positions within its defensive area. The OPFOR element has automatic and antiarmor weapons and light mortars.

STANDARD: The OPFOR element attempts to disrupt the enemy's efforts to establish vehicle fighting positions. 1. Locates the defensive area. 2. Surprises the main body. 3. Penetrates the defensive area with squad-size probes. 4. Inflicts casualties on the unit. 5. Destroys vehicles. 6. Disrupts the unit's preparations (prevents or delays beyond the unit's allotted time).

TASK: Defeat Obstacles (5-OPFOR-0009)

CONDITION: The opposing forces (OPFOR) element encounters an obstacle that blocks the avenue of approach as it advances upon the enemy forces.

STANDARD: The OPFOR element bypasses or breaches the enemy obstacle. 1. Detects the obstacle before halting its main body. 2. Defeats the obstacle. a. Bypasses the obstacle without entering the engagement areas. b. Breaches the obstacle within 45 minutes and passes its entire force through the obstacle. 3. Does not incur degradation to the point that the mission must be discontinued.

TASK: Conduct an Attack (5-OPFOR-0008)

CONDITION: The enemy is conducting tactical operations. The opposing forces (OPFOR) element receives orders to attack the enemy, the area of occupation, or the main supply route (MSR) with smoke.

STANDARD: The OPFOR element disrupts the enemy's movement and smoke operations. 1. Determines the delivery method of the smoke attack. 2. Locates the target. 3. Delivers the smoke attack downwind. 4. Attacks the enemy with smoke, and surge attacks when the enemy responds to the smoke.

TASK: Disrupt an Engineer Reconnaissance (5-OPFOR-0022)

CONDITION: The enemy is conducting an engineer reconnaissance. The opposing forces (OPFOR) element is positioned along the enemy's route.

STANDARD: The OPFOR element disrupts an engineer reconnaissance. 1. Prevents the unit from meeting its specified time schedule. 2. Forces the unit to deviate from its specified route. 3. Prevents the unit from accomplishing its assigned engineer reconnaissance. 4. Surprises the unit conducting the reconnaissance.

TASK: Conduct Terrorist and Saboteur Attacks (5-OPFOR-0005)

CONDITION: The opposing forces (OPFOR) element dispatches small teams into the enemy's rear area to disrupt combat service support (CSS) operations.

STANDARD: The enemy sustains disrupted command and control (C2), destroyed equipment and supplies, and light casualties. 1. Locates rear support bases and C2 facilities. 2. Delays and disrupts CSS operations through probes. 3. Infiltrates CSS bases to conduct sabotage and terrorist activities. 4. Inflicts light casualties. 5. Destroys supplies and equipment.

TASK: Maintain Contact (5-OPFOR-0003)

CONDITION: The opposing forces (OPFOR) element is engaged with enemy base-defense forces. The enemy forces are withdrawing under pressure.

STANDARD: The OPFOR element maintains enemy contact while the enemy withdraws. 1. Engages the enemy forces decisively. 2. Advances the OPFOR as the enemy forces withdraw. 3. Inflicts heavy casualties. 4. Captures the members of the enemy force. 5. Captures documents and equipment. 6. Safeguards the captured documents, the equipment, and the personnel.

TASK: Conduct an Ambush (5-OPFOR-0007)

CONDITION: The enemy is moving in a convoy. The opposing forces (OPFOR) element is positioned along the enemy's route.

STANDARD: The OPFOR element inflicts casualties on the enemy and causes vehicle and equipment damage. 1. Prepares an ambush site before the element arrives. 2. Surprises march element forces. 3. Inflicts heavy casualties within the designated kill zone. 4. Inflicts heavy damage to the vehicles and the equipment within the designated kill zone. 5. Delays the march element from reaching a specified destination for a specified period of time. 6. Withdraws on order. 7. Sustains no casualties. 8. Reports actions to superiors.

TASK: Disrupt a Route Reconnaissance (5-OPFOR-0021)

CONDITION: The enemy is conducting a route reconnaissance. The opposing forces (OPFOR) element is positioned along the enemy's route.

STANDARD: The OPFOR element attempts to disrupt a squad/section conducting a route reconnaissance. 1. Prevents the unit from meeting its specified time schedule. 2. Forces the unit to deviate from its specified route. 3. Prevents the unit from reaching its assigned destination. 4. Surprises the squad/section. 5. Inflicts casualties on the unit.

TASK: Disrupt a Net Control Station (NCS) (5-OPFOR-0019)

CONDITION: The enemy has established a NCS. The opposing forces (OPFOR) element has radio and jamming equipment.

STANDARD: The OPFOR element attempts to disrupt an NCS. 1. Attempts to locate the radio frequency that the unit is operating on. 2. Attempts to enter the radio net. 3. Attempts to issue "bogus" orders to a unit on the net. 4. Jams the radio frequency and forces the unit to go to an alternate frequency.

TASK: Disrupt Defensive Preparations (5-OPFOR-0018)

CONDITION: The opposing forces (OPFOR) element has located the enemy. Priority intelligence requirements (PIR) and other intelligence requirements obtained by OPFOR patrols indicate that the enemy elements are establishing defensive positions. The OPFOR element has automatic and antiarmor weapons and light mortars.

STANDARD: The OPFOR element disrupts and delays the enemy's defensive preparations. 1. Locates and penetrates the enemy's security system. 2. Forces the enemy to delay defensive preparations. 3. Disrupts the enemy's obstacle preparations.

TASK: Disrupt Quartering Party Operations (5-OPFOR-0017)

CONDITION: The enemy is conducting quartering party operations. It has established an assembly area (AA) but has not moved in the main body.

STANDARD: The opposing forces (OPFOR) element attempts to disrupt quartering party operations and infiltrate the enemy's AA. 1. Locates the quartering party and the AA. 2. Surprises the main body. 3. Penetrates the AA with squad-size probes. 4. Inflicts personnel casualties and vehicle damage. 5. Disrupts the unit's preparations (prevents or delays beyond the unit's allotted time).

TASK: Disrupt Enemy Movement and Operations Using Tactical Nuclear Weapons (5-OPFOR-0016)

CONDITION: The opposing forces (OPFOR) element has located the enemy. Priority intelligence requirements (PIR) and other intelligence requirements have been obtained by OPFOR patrols. Tactical nuclear weapons are employed against key locations in the rear area.

STANDARD: The OPFOR element disrupts enemy movement and operations. 1. Disrupts or delays the movement of the enemy's equipment and supplies to the forward areas. 2. Destroys enemy equipment and supplies. 3. Inflicts a high rate of nuclear casualties among the enemy forces. 4. Denies the enemy the use of specified areas. 5. Contaminates the enemy's equipment and supplies.

TASK: Disrupt Enemy Movement and Operations Using Persistent and Nonpersistent Chemical Weapons (5-OPFOR-0015)

CONDITION: The opposing forces (OPFOR) element has located the enemy. Priority intelligence requirements (PIR) and other intelligence requirements have been obtained by OPFOR patrols. The OPFOR units deliver chemical agents, by means of conventional artillery weapons or aircraft, along selected supply routes and key bases in the rear area.

STANDARD: The OPFOR element disrupts enemy movement and operations using persistent and nonpersistent chemical weapons. 1. Delivers chemical agents in low and densely wooded areas. 2. Delays the movement of enemy supplies and equipment to the forward areas. 3. Restricts the movement of the enemy units in the rear area. 4. Channels the movement of enemy units into predesignated ambush areas. 5. Contaminates enemy supplies and equipment. 6. Inflicts a high rate of casualties on enemy forces.

TASK: Disrupt Movement (5-OPFOR-0014)

CONDITION: The enemy is expected to move through the opposing forces (OPFOR) element's area of operations. The OPFOR element has received an operation order (OPORD) or fragmentary order (FRAGO) to disrupt enemy movement. The enemy has the capability to defend with direct fire and antiarmor weapons.

STANDARD: The OPFOR element delays enemy movement. 1. Delays the element. 2. Forces the element to deviate from its route. 3. Prevents the element from reaching its destination. 4. Surprises the element's main body.

TASK: Counter Passage of Lines (5-OPFOR-0012)

CONDITION: Enemy forces are in defensive positions, but they are expected to attempt passage-of-lines operations. The opposing forces (OPFOR) received orders to disrupt enemy passage-of-lines operations.

STANDARD: The OPFOR element delays or prevents enemy passage of lines. 1. Delays the passage. 2. Prevents the company from moving all personnel through the stationary unit. 3. Engages the main body of either the moving or the stationary unit.

TASK: Disrupt Assembly Area (AA) Activities (5-OPFOR-0013)

CONDITION: Intelligence reports indicate that platoon- and company-size enemy units are operating in the opposing forces (OPFOR) area of operations. Enemy units can defend from AAs with direct fire, antiarmor weapons, and indirect fire. The enemy has close air support (CAS) and nuclear, biological, and chemical (NBC) capabilities.

STANDARD: The OPFOR element locates and disrupts the enemy's AA activities. 1. Locates the element's AA. 2. Probes the AA with squad- or team-size elements. 3. Inflicts more than 5 percent casualties on the element. 4. Disrupts the element's preparations (prevents or delays beyond the element's allotted time).

TASK: Conduct Air Attacks (5-OPFOR-0002)

CONDITION: The opposing forces (OPFOR) element in the rear area has forwarded the positions of the enemy support sites or the locations of moving elements. The OPFOR aircraft have been dispatched to attack enemy installations or convoys.

STANDARD: The OPFOR element attempts to delay, disrupt, or damage the enemy targets by air. 1. Locates the target (support sites or convoys). 2. Makes attack runs on the designated targets. 3. Inflicts heavy damage to the selected target. 4. Sustains no loss of aircraft. 5. Delays moving the force for more than one hour.

TASK: Conduct Sniper Operations (5-OPFOR-0006)

CONDITION: The opposing forces (OPFOR) element has assigned snipers (regular or irregular elements) in the enemy's rear area along the main supply route (MSR) and near support sites.

STANDARD: The OPFOR element kills or wounds targets. 1. Sets up a well-concealed location. 2. Engages vehicle drivers or personnel on foot with short bursts of semiautomatic fire. 3. Kills or wounds selected targets. 4. Prevents the position from being discovered by enemy forces. 5. Evacuates the area without being spotted. 6. Reports all specified priority intelligence requirements (PIR) and other intelligence requirements to the OPFOR headquarters (HQ).

- ELEMENTS:** Company
 Company Headquarters
 Maintenance Section
 Horizontal Construction Platoon
 Embankment Squad
 Grading and Compact Squad
 Excavation Squad
 Two General Construction Platoons
 Six General Construction Squads

TASK: Employ Physical Security Measures (19-3-2204.05-T01A)
 (FM 3-19.30) (FM 3-19.4)

ITERATION: 1 2 3 4 5 (Circle)

COMMANDER/LEADER ASSESSMENT: T P U (Circle)

CONDITIONS: An opposing forces (OPFOR) squad-size patrol attempts reconnaissance or intrusion into the command post (CP) perimeter. This task should not be trained in MOPP4.

TASK STANDARDS: The element maintains 24-hour security in its assigned sector and is not surprised by the OPFOR.

TASK STEPS AND PERFORMANCE MEASURES	GO	NO-GO
* 1. The element leader prepares a physical security plan. <ul style="list-style-type: none"> a. Controlled the entry of vehicles into the CP. b. Developed procedures for selecting and manning perimeter positions. c. Developed procedures for detecting and reporting OPFOR intrusion or observation of the CP's perimeter. d. Controlled access to the element's defensive areas. e. Established communications links between observation posts (OPs) and the reaction force. f. Developed procedures for initial response to ground attacks. 2. The element operates a guard force. <ul style="list-style-type: none"> a. Established communications with the guard commander. b. Stopped unauthorized entry into restricted areas. c. Conducted random exterior patrols to find and neutralize OPFOR intruders before they breached the CP's perimeter. 3. The element reacts to an OPFOR ground attack. <ul style="list-style-type: none"> a. Assumed preplanned positions. b. Denied intrusion into the CP's perimeter. 		

TASK PERFORMANCE / EVALUATION SUMMARY BLOCK							
ITERATION	1	2	3	4	5		TOTAL
TOTAL TASK STEPS EVALUATED							
TOTAL TASK STEPS "GO"							
TRAINING STATUS "GO"/"NO-GO"							

"*" indicates a leader task step.

SUPPORTING INDIVIDUAL TASKS: NONE**SUPPORTING COLLECTIVE TASKS: NONE****OPFOR TASKS AND STANDARDS**

TASK: Disrupt a Route Reconnaissance (5-OPFOR-0021)

CONDITION: The enemy is conducting a route reconnaissance. The opposing forces (OPFOR) element is positioned along the enemy's route.

STANDARD: The OPFOR element attempts to disrupt a squad/section conducting a route reconnaissance. 1. Prevents the unit from meeting its specified time schedule. 2. Forces the unit to deviate from its specified route. 3. Prevents the unit from reaching its assigned destination. 4. Surprises the squad/section. 5. Inflicts casualties on the unit.

TASK: Conduct an Attack (5-OPFOR-0008)

CONDITION: The enemy is conducting tactical operations. The opposing forces (OPFOR) element receives orders to attack the enemy, the area of occupation, or the main supply route (MSR) with smoke.

STANDARD: The OPFOR element disrupts the enemy's movement and smoke operations. 1. Determines the delivery method of the smoke attack. 2. Locates the target. 3. Delivers the smoke attack downwind. 4. Attacks the enemy with smoke, and surge attacks when the enemy responds to the smoke.

TASK: Conduct a Raid (5-OPFOR-0004)

CONDITION: The opposing forces (OPFOR) element has occupied an objective rally point and has orders to conduct a raid on a combat service support (CSS) base.

STANDARD: The OPFOR element infiltrates the enemy's base and destroys all of the targets. 1. Surprises the enemy forces. 2. Assaults the support base and accomplishes the assigned tasks. 3. Destroys the specified equipment and supplies. 4. Avoids being decisively engaged. 5. Withdraws all personnel from the objective areas within the time prescribed. 6. Obtains all priority intelligence requirements (PIR) from the raid site. 7. Sustains only light casualties from enemy fire.

TASK: Conduct an Aerial Reconnaissance (5-OPFOR-0010)

CONDITION: The opposing forces (OPFOR) headquarters (HQ) element requires intelligence on the locations and identification of the enemy elements. Aircraft is dispatched to take photographs and make a visual inspection of the enemy rear area.

STANDARD: The OPFOR element gathers photograph intelligence of the enemy. 1. Photographs the assigned sectors. 2. Makes quick visual checks where the ceiling is low. 3. Locates enemy positions in the area, particularly support and storage bases, and command and control (C2) facilities. 4. Sustains no loss of aircraft. 5. Reports priority intelligence requirements (PIR) and other information requirements to the OPFOR HQ.

TASK: Defeat Obstacles (5-OPFOR-0009)

CONDITION: The opposing forces (OPFOR) element encounters an obstacle that blocks the avenue of approach as it advances upon the enemy forces.

STANDARD: The OPFOR element bypasses or breaches the enemy obstacle. 1. Detects the obstacle before halting its main body. 2. Defeats the obstacle. a. Bypasses the obstacle without entering the engagement areas. b. Breaches the obstacle within 45 minutes and passes its entire force through the obstacle. 3. Does not incur degradation to the point that the mission must be discontinued.

TASK: Disrupt Construction of Vehicle Fighting Positions (5-OPFOR-0020)

CONDITION: The opposing forces (OPFOR) element has located the enemy. The priority intelligence requirements (PIR) and other intelligence obtained by OPFOR patrols indicate the enemy is constructing vehicle fighting positions within its defensive area. The OPFOR element has automatic and antiarmor weapons and light mortars.

STANDARD: The OPFOR element attempts to disrupt the enemy's efforts to establish vehicle fighting positions. 1. Locates the defensive area. 2. Surprises the main body. 3. Penetrates the defensive area with squad-size probes. 4. Inflicts casualties on the unit. 5. Destroys vehicles. 6. Disrupts the unit's preparations (prevents or delays beyond the unit's allotted time).

TASK: Disrupt an Engineer Reconnaissance (5-OPFOR-0022)

CONDITION: The enemy is conducting an engineer reconnaissance. The opposing forces (OPFOR) element is positioned along the enemy's route.

STANDARD: The OPFOR element disrupts an engineer reconnaissance. 1. Prevents the unit from meeting its specified time schedule. 2. Forces the unit to deviate from its specified route. 3. Prevents the unit from accomplishing its assigned engineer reconnaissance. 4. Surprises the unit conducting the reconnaissance.

TASK: Defend a Minefield (5-OPFOR-0023)

CONDITION: The enemy is conducting a minefield sweeping operation. The opposing forces (OPFOR) element has a minefield placed in the enemy's path. The minefield is under constant observation and fire.

STANDARD: The OPFOR element defends a minefield against an enemy element conducting a minefield sweeping operation. 1. Prevents the unit from detecting the obstacle. 2. Disrupts the minefield sweeping operation. 3. Prevents the unit from conducting the minefield sweeping operation, prevents the unit from moving all personnel through the breach, or delays the completion of the minefield sweeping operation for more than 45 minutes.

TASK: Conduct Terrorist and Saboteur Attacks (5-OPFOR-0005)

CONDITION: The opposing forces (OPFOR) element dispatches small teams into the enemy's rear area to disrupt combat service support (CSS) operations.

STANDARD: The enemy sustains disrupted command and control (C2), destroyed equipment and supplies, and light casualties. 1. Locates rear support bases and C2 facilities. 2. Delays and disrupts CSS operations through probes. 3. Infiltrates CSS bases to conduct sabotage and terrorist activities. 4. Inflicts light casualties. 5. Destroys supplies and equipment.

TASK: Conduct Sniper Operations (5-OPFOR-0006)

CONDITION: The opposing forces (OPFOR) element has assigned snipers (regular or irregular elements) in the enemy's rear area along the main supply route (MSR) and near support sites.

STANDARD: The OPFOR element kills or wounds targets. 1. Sets up a well-concealed location. 2. Engages vehicle drivers or personnel on foot with short bursts of semiautomatic fire. 3. Kills or wounds selected targets. 4. Prevents the position from being discovered by enemy forces. 5. Evacuates the area without being spotted. 6. Reports all specified priority intelligence requirements (PIR) and other intelligence requirements to the OPFOR headquarters (HQ).

TASK: Maintain Contact (5-OPFOR-0003)

CONDITION: The opposing forces (OPFOR) element is engaged with enemy base-defense forces. The enemy forces are withdrawing under pressure.

STANDARD: The OPFOR element maintains enemy contact while the enemy withdraws. 1. Engages the enemy forces decisively. 2. Advances the OPFOR as the enemy forces withdraw. 3. Inflicts heavy casualties. 4. Captures the members of the enemy force. 5. Captures documents and equipment. 6. Safeguards the captured documents, the equipment, and the personnel.

TASK: Conduct an Ambush (5-OPFOR-0007)

CONDITION: The enemy is moving in a convoy. The opposing forces (OPFOR) element is positioned along the enemy's route.

STANDARD: The OPFOR element inflicts casualties on the enemy and causes vehicle and equipment damage. 1. Prepares an ambush site before the element arrives. 2. Surprises march element forces. 3. Inflicts heavy casualties within the designated kill zone. 4. Inflicts heavy damage to the vehicles and the equipment within the designated kill zone. 5. Delays the march element from reaching a specified destination for a specified period of time. 6. Withdraws on order. 7. Sustains no casualties. 8. Reports actions to superiors.

TASK: Surrender to the Capturing Unit on the Battlefield (5-OPFOR-0024)

CONDITION: The enemy has captured opposing forces (OPFOR) element's soldiers, documents, and equipment sensitive to the OPFOR tactical operations.

STANDARD: The OPFOR soldiers retain or destroy documents and equipment. The OPFOR element surrenders the documents and the equipment of no tactical use to the enemy and attempts to conceal or destroy items of tactical value. The OPFOR element attempts escape and evasion. 1. Prevents the successful capture of the documents and the equipment. 2. Destroys the documents and the equipment. 3. Removes identifying markings from the equipment. 4. Removes unit-identifying insignia. 5. Provides misleading information. 6. Plans an escape. 7. Delays movement to the nearest collection point. 8. Prevents safeguarding of the enemy prisoners of war (EPWs) in order to cause embarrassment to the United States (US).

TASK: Disrupt a Net Control Station (NCS) (5-OPFOR-0019)

CONDITION: The enemy has established a NCS. The opposing forces (OPFOR) element has radio and jamming equipment.

STANDARD: The OPFOR element attempts to disrupt an NCS. 1. Attempts to locate the radio frequency that the unit is operating on. 2. Attempts to enter the radio net. 3. Attempts to issue "bogus" orders to a unit on the net. 4. Jams the radio frequency and forces the unit to go to an alternate frequency.

TASK: Disrupt Defensive Preparations (5-OPFOR-0018)

CONDITION: The opposing forces (OPFOR) element has located the enemy. Priority intelligence requirements (PIR) and other intelligence requirements obtained by OPFOR patrols indicate that the enemy elements are establishing defensive positions. The OPFOR element has automatic and antiarmor weapons and light mortars.

STANDARD: The OPFOR element disrupts and delays the enemy's defensive preparations. 1. Locates and penetrates the enemy's security system. 2. Forces the enemy to delay defensive preparations. 3. Disrupts the enemy's obstacle preparations.

TASK: Disrupt Enemy Movement and Operations Using Tactical Nuclear Weapons (5-OPFOR-0016)

CONDITION: The opposing forces (OPFOR) element has located the enemy. Priority intelligence requirements (PIR) and other intelligence requirements have been obtained by OPFOR patrols. Tactical nuclear weapons are employed against key locations in the rear area.

STANDARD: The OPFOR element disrupts enemy movement and operations. 1. Disrupts or delays the movement of the enemy's equipment and supplies to the forward areas. 2. Destroys enemy equipment and supplies. 3. Inflicts a high rate of nuclear casualties among the enemy forces. 4. Denies the enemy the use of specified areas. 5. Contaminates the enemy's equipment and supplies.

TASK: Disrupt Quartering Party Operations (5-OPFOR-0017)

CONDITION: The enemy is conducting quartering party operations. It has established an assembly area (AA) but has not moved in the main body.

STANDARD: The opposing forces (OPFOR) element attempts to disrupt quartering party operations and infiltrate the enemy's AA. 1. Locates the quartering party and the AA. 2. Surprises the main body. 3. Penetrates the AA with squad-size probes. 4. Inflicts personnel casualties and vehicle damage. 5. Disrupts the unit's preparations (prevents or delays beyond the unit's allotted time).

TASK: Disrupt Enemy Movement and Operations Using Persistent and Nonpersistent Chemical Weapons (5-OPFOR-0015)

CONDITION: The opposing forces (OPFOR) element has located the enemy. Priority intelligence requirements (PIR) and other intelligence requirements have been obtained by OPFOR patrols. The OPFOR units deliver chemical agents, by means of conventional artillery weapons or aircraft, along selected supply routes and key bases in the rear area.

STANDARD: The OPFOR element disrupts enemy movement and operations using persistent and nonpersistent chemical weapons. 1. Delivers chemical agents in low and densely wooded areas. 2. Delays the movement of enemy supplies and equipment to the forward areas. 3. Restricts the movement of the enemy units in the rear area. 4. Channels the movement of enemy units into predesignated ambush areas. 5. Contaminates enemy supplies and equipment. 6. Inflicts a high rate of casualties on enemy forces.

TASK: Disrupt Movement (5-OPFOR-0014)

CONDITION: The enemy is expected to move through the opposing forces (OPFOR) element's area of operations. The OPFOR element has received an operation order (OPORD) or fragmentary order (FRAGO) to disrupt enemy movement. The enemy has the capability to defend with direct fire and antiarmor weapons.

STANDARD: The OPFOR element delays enemy movement. 1. Delays the element. 2. Forces the element to deviate from its route. 3. Prevents the element from reaching its destination. 4. Surprises the element's main body.

TASK: Counter Passage of Lines (5-OPFOR-0012)

CONDITION: Enemy forces are in defensive positions, but they are expected to attempt passage-of-lines operations. The opposing forces (OPFOR) received orders to disrupt enemy passage-of-lines operations.

STANDARD: The OPFOR element delays or prevents enemy passage of lines. 1. Delays the passage. 2. Prevents the company from moving all personnel through the stationary unit. 3. Engages the main body of either the moving or the stationary unit.

TASK: Disrupt Assembly Area (AA) Activities (5-OPFOR-0013)

CONDITION: Intelligence reports indicate that platoon- and company-size enemy units are operating in the opposing forces (OPFOR) area of operations. Enemy units can defend from AAs with direct fire, antiarmor weapons, and indirect fire. The enemy has close air support (CAS) and nuclear, biological, and chemical (NBC) capabilities.

STANDARD: The OPFOR element locates and disrupts the enemy's AA activities. 1. Locates the element's AA. 2. Probes the AA with squad- or team-size elements. 3. Inflicts more than 5 percent casualties on the element. 4. Disrupts the element's preparations (prevents or delays beyond the element's allotted time).

TASK: Attack (5-OPFOR-0001)

CONDITION: The opposing forces (OPFOR) element has located the enemy. The priority intelligence requirements (PIR) and the other intelligence requirements have been obtained by OPFOR patrols. The OPFOR element has automatic and antiarmor weapons and light mortars.

STANDARD: The OPFOR element attempts to seize the terrain, the vehicles, or the equipment. 1. Develops an attack plan. 2. Surprises the enemy unit's main body. 3. Initiates the attack using a scheme of maneuver that exploits the enemy's flanks, gaps, and weaknesses. 4. Uses covered and concealed routes to approach the enemy forces' flanks, gaps, or weakly held areas. 5. Employs indirect fire to support the attack. 6. Penetrates enemy defenses. 7. Destroys the equipment and the supplies. 8. Inflicts heavy casualties. 9. Isolates the combat service support (CSS) base by blocking the reinforcements. 10. Forces the enemy units to displace. 11. Avoids being fixed in one position. 12. Withdraws before the CSS base is reinforced with tactical combat forces.

TASK: Conduct Air Attacks (5-OPFOR-0002)

CONDITION: The opposing forces (OPFOR) element in the rear area has forwarded the positions of the enemy support sites or the locations of moving elements. The OPFOR aircraft have been dispatched to attack enemy installations or convoys.

STANDARD: The OPFOR element attempts to delay, disrupt, or damage the enemy targets by air. 1. Locates the target (support sites or convoys). 2. Makes attack runs on the designated targets. 3. Inflicts heavy damage to the selected target. 4. Sustains no loss of aircraft. 5. Delays moving the force for more than one hour.

- ELEMENTS:** Company
 Company Headquarters
 Maintenance Section
 Horizontal Construction Platoon
 Embankment Squad
 Grading and Compact Squad
 Excavation Squad
 Two General Construction Platoons
 Six General Construction Squads

TASK: Use Passive Air Defense Measures (44-1-C220.05-T01A)
 (FM 44-100) (FM 44-64) (FM 44-8)
 (FM 44-80)

ITERATION: 1 2 3 4 5 M (Circle)

COMMANDER/LEADER ASSESSMENT: T P U (Circle)

CONDITIONS: The element is in a tactical position. Hostile aerial platforms (rotary-wing, fixed-wing, and unmanned aerial vehicles [UAVs]) have been operating in the general area. The element's weapon control status (WCS) is WEAPONS HOLD. Some iterations of this task should be performed in MOPP4.

TASK STANDARDS: The opposing forces (OPFOR) element's aerial platforms (rotary-wing, fixed-wing, and UAVs) do not detect the unit. The time required to perform this task is increased when conducting it in mission-oriented protection posture (MOPP) 4 or blackout conditions.

TASK STEPS AND PERFORMANCE MEASURES	GO	NO-GO
<p>* 1. The element leader uses passive air defense measures in a tactical position.</p> <ul style="list-style-type: none"> a. Used all available resources (camouflage, cover, concealment, and dispersion) to hide personnel and equipment to limit vulnerability. <p>NOTE: Air situational awareness (SA) is achieved by the unit's monitoring the simplified handheld terminal units (SHTUs).</p> <ul style="list-style-type: none"> b. Covered or shaded any shiny items, particularly windshields and optics. c. Established and rehearsed the air attack alarms. d. Dispersed vehicles, tents, and supplies to reduce vulnerability to an air attack. e. Constructed field fortifications with organic equipment as necessary to protect personnel and vulnerable mission-essential equipment. f. Manned observation posts (OPs), daytime or nighttime, to provide warning of approaching aerial platforms (rotary-wing, fixed-wing, and UAVs). g. Established a listening watch on the air defense early-warning net, if the equipment was available and operational. <p>* 2. The element leader uses passive air defense measures in a convoy.</p> <ul style="list-style-type: none"> a. Ensured that all personnel received the convoy commander's briefing. b. Camouflaged vehicles and equipment before moving out. c. Selected a column interval based on instructions, the mission, and the terrain. d. Placed crew-served weapons throughout the convoy to cover the avenues of approach (front, rear, and flank). e. Assigned soldiers to air guard duties with specific search sectors covering 360 degrees. f. Identified threat aerial platforms (rotary-wing, fixed-wing, and UAVs) visually. 		

TASK STEPS AND PERFORMANCE MEASURES	GO	NO-GO
g. Reported all aircraft actions to the higher headquarters (HQ). h. Established and rehearsed the air attack alarms. 3. Element personnel use passive air defense measures when occupying or displacing a position. <ol style="list-style-type: none"> Maintained the vehicle interval specified in the movement order. Staggered vehicles to avoid linear patterns. Assigned air guards to the sectors of search that covered 360 degrees, and maintained the coverage until the convoy completed the movement. Identified threat aerial platforms (rotary-wing, fixed-wing, and UAVs) visually. Reported all aircraft actions to the higher HQ. Established the vehicle order of precedence. 		

TASK PERFORMANCE / EVALUATION SUMMARY BLOCK							
ITERATION	1	2	3	4	5	M	TOTAL
TOTAL TASK STEPS EVALUATED							
TOTAL TASK STEPS "GO"							
TRAINING STATUS "GO"/"NO-GO"							

"*" indicates a leader task step.

SUPPORTING INDIVIDUAL TASKS: NONE

SUPPORTING COLLECTIVE TASKS: NONE

OPFOR TASKS AND STANDARDS

TASK: Surrender to the Capturing Unit on the Battlefield (5-OPFOR-0024)

CONDITION: The enemy has captured opposing forces (OPFOR) element's soldiers, documents, and equipment sensitive to the OPFOR tactical operations.

STANDARD: The OPFOR soldiers retain or destroy documents and equipment. The OPFOR element surrenders the documents and the equipment of no tactical use to the enemy and attempts to conceal or destroy items of tactical value. The OPFOR element attempts escape and evasion. 1. Prevents the successful capture of the documents and the equipment. 2. Destroys the documents and the equipment. 3. Removes identifying markings from the equipment. 4. Removes unit-identifying insignia. 5. Provides misleading information. 6. Plans an escape. 7. Delays movement to the nearest collection point. 8. Prevents safeguarding of the enemy prisoners of war (EPWs) in order to cause embarrassment to the United States (US).

TASK: Disrupt a Route Reconnaissance (5-OPFOR-0021)

CONDITION: The enemy is conducting a route reconnaissance. The opposing forces (OPFOR) element is positioned along the enemy's route.

STANDARD: The OPFOR element attempts to disrupt a squad/section conducting a route reconnaissance. 1. Prevents the unit from meeting its specified time schedule. 2. Forces the unit to deviate from its specified route. 3. Prevents the unit from reaching its assigned destination. 4. Surprises the squad/section. 5. Inflicts casualties on the unit.

TASK: Conduct an Attack (5-OPFOR-0008)

CONDITION: The enemy is conducting tactical operations. The opposing forces (OPFOR) element receives orders to attack the enemy, the area of occupation, or the main supply route (MSR) with smoke.

STANDARD: The OPFOR element disrupts the enemy's movement and smoke operations. 1. Determines the delivery method of the smoke attack. 2. Locates the target. 3. Delivers the smoke attack downwind. 4. Attacks the enemy with smoke, and surge attacks when the enemy responds to the smoke.

TASK: Conduct a Raid (5-OPFOR-0004)

CONDITION: The opposing forces (OPFOR) element has occupied an objective rally point and has orders to conduct a raid on a combat service support (CSS) base.

STANDARD: The OPFOR element infiltrates the enemy's base and destroys all of the targets. 1. Surprises the enemy forces. 2. Assaults the support base and accomplishes the assigned tasks. 3. Destroys the specified equipment and supplies. 4. Avoids being decisively engaged. 5. Withdraws all personnel from the objective areas within the time prescribed. 6. Obtains all priority intelligence requirements (PIR) from the raid site. 7. Sustains only light casualties from enemy fire.

TASK: Conduct an Aerial Reconnaissance (5-OPFOR-0010)

CONDITION: The opposing forces (OPFOR) headquarters (HQ) element requires intelligence on the locations and identification of the enemy elements. Aircraft is dispatched to take photographs and make a visual inspection of the enemy rear area.

STANDARD: The OPFOR element gathers photograph intelligence of the enemy. 1. Photographs the assigned sectors. 2. Makes quick visual checks where the ceiling is low. 3. Locates enemy positions in the area, particularly support and storage bases, and command and control (C2) facilities. 4. Sustains no loss of aircraft. 5. Reports priority intelligence requirements (PIR) and other information requirements to the OPFOR HQ.

TASK: Defeat Obstacles (5-OPFOR-0009)

CONDITION: The opposing forces (OPFOR) element encounters an obstacle that blocks the avenue of approach as it advances upon the enemy forces.

STANDARD: The OPFOR element bypasses or breaches the enemy obstacle. 1. Detects the obstacle before halting its main body. 2. Defeats the obstacle. a. Bypasses the obstacle without entering the engagement areas. b. Breaches the obstacle within 45 minutes and passes its entire force through the obstacle. 3. Does not incur degradation to the point that the mission must be discontinued.

TASK: Disrupt Construction of Vehicle Fighting Positions (5-OPFOR-0020)

CONDITION: The opposing forces (OPFOR) element has located the enemy. The priority intelligence requirements (PIR) and other intelligence obtained by OPFOR patrols indicate the enemy is constructing vehicle fighting positions within its defensive area. The OPFOR element has automatic and antiarmor weapons and light mortars.

STANDARD: The OPFOR element attempts to disrupt the enemy's efforts to establish vehicle fighting positions. 1. Locates the defensive area. 2. Surprises the main body. 3. Penetrates the defensive area with squad-size probes. 4. Inflicts casualties on the unit. 5. Destroys vehicles. 6. Disrupts the unit's preparations (prevents or delays beyond the unit's allotted time).

TASK: Disrupt an Engineer Reconnaissance (5-OPFOR-0022)

CONDITION: The enemy is conducting an engineer reconnaissance. The opposing forces (OPFOR) element is positioned along the enemy's route.

STANDARD: The OPFOR element disrupts an engineer reconnaissance. 1. Prevents the unit from meeting its specified time schedule. 2. Forces the unit to deviate from its specified route. 3. Prevents the unit from accomplishing its assigned engineer reconnaissance. 4. Surprises the unit conducting the reconnaissance.

TASK: Defend a Minefield (5-OPFOR-0023)

CONDITION: The enemy is conducting a minefield sweeping operation. The opposing forces (OPFOR) element has a minefield placed in the enemy's path. The minefield is under constant observation and fire.

STANDARD: The OPFOR element defends a minefield against an enemy element conducting a minefield sweeping operation. 1. Prevents the unit from detecting the obstacle. 2. Disrupts the minefield sweeping operation. 3. Prevents the unit from conducting the minefield sweeping operation, prevents the unit from moving all personnel through the breach, or delays the completion of the minefield sweeping operation for more than 45 minutes.

TASK: Conduct Terrorist and Saboteur Attacks (5-OPFOR-0005)

CONDITION: The opposing forces (OPFOR) element dispatches small teams into the enemy's rear area to disrupt combat service support (CSS) operations.

STANDARD: The enemy sustains disrupted command and control (C2), destroyed equipment and supplies, and light casualties. 1. Locates rear support bases and C2 facilities. 2. Delays and disrupts CSS operations through probes. 3. Infiltrates CSS bases to conduct sabotage and terrorist activities. 4. Inflicts light casualties. 5. Destroys supplies and equipment.

TASK: Conduct Sniper Operations (5-OPFOR-0006)

CONDITION: The opposing forces (OPFOR) element has assigned snipers (regular or irregular elements) in the enemy's rear area along the main supply route (MSR) and near support sites.

STANDARD: The OPFOR element kills or wounds targets. 1. Sets up a well-concealed location. 2. Engages vehicle drivers or personnel on foot with short bursts of semiautomatic fire. 3. Kills or wounds selected targets. 4. Prevents the position from being discovered by enemy forces. 5. Evacuates the area without being spotted. 6. Reports all specified priority intelligence requirements (PIR) and other intelligence requirements to the OPFOR headquarters (HQ).

TASK: Maintain Contact (5-OPFOR-0003)

CONDITION: The opposing forces (OPFOR) element is engaged with enemy base-defense forces. The enemy forces are withdrawing under pressure.

STANDARD: The OPFOR element maintains enemy contact while the enemy withdraws. 1. Engages the enemy forces decisively. 2. Advances the OPFOR as the enemy forces withdraw. 3. Inflicts heavy casualties. 4. Captures the members of the enemy force. 5. Captures documents and equipment. 6. Safeguards the captured documents, the equipment, and the personnel.

TASK: Conduct an Ambush (5-OPFOR-0007)

CONDITION: The enemy is moving in a convoy. The opposing forces (OPFOR) element is positioned along the enemy's route.

STANDARD: The OPFOR element inflicts casualties on the enemy and causes vehicle and equipment damage. 1. Prepares an ambush site before the element arrives. 2. Surprises march element forces. 3. Inflicts heavy casualties within the designated kill zone. 4. Inflicts heavy damage to the vehicles and the equipment within the designated kill zone. 5. Delays the march element from reaching a specified destination for a specified period of time. 6. Withdraws on order. 7. Sustains no casualties. 8. Reports actions to superiors.

TASK: Disrupt a Net Control Station (NCS) (5-OPFOR-0019)

CONDITION: The enemy has established a NCS. The opposing forces (OPFOR) element has radio and jamming equipment.

STANDARD: The OPFOR element attempts to disrupt an NCS. 1. Attempts to locate the radio frequency that the unit is operating on. 2. Attempts to enter the radio net. 3. Attempts to issue "bogus" orders to a unit on the net. 4. Jams the radio frequency and forces the unit to go to an alternate frequency.

TASK: Disrupt Defensive Preparations (5-OPFOR-0018)

CONDITION: The opposing forces (OPFOR) element has located the enemy. Priority intelligence requirements (PIR) and other intelligence requirements obtained by OPFOR patrols indicate that the enemy elements are establishing defensive positions. The OPFOR element has automatic and antiarmor weapons and light mortars.

STANDARD: The OPFOR element disrupts and delays the enemy's defensive preparations. 1. Locates and penetrates the enemy's security system. 2. Forces the enemy to delay defensive preparations. 3. Disrupts the enemy's obstacle preparations.

TASK: Disrupt Enemy Movement and Operations Using Tactical Nuclear Weapons (5-OPFOR-0016)

CONDITION: The opposing forces (OPFOR) element has located the enemy. Priority intelligence requirements (PIR) and other intelligence requirements have been obtained by OPFOR patrols. Tactical nuclear weapons are employed against key locations in the rear area.

STANDARD: The OPFOR element disrupts enemy movement and operations. 1. Disrupts or delays the movement of the enemy's equipment and supplies to the forward areas. 2. Destroys enemy equipment and supplies. 3. Inflicts a high rate of nuclear casualties among the enemy forces. 4. Denies the enemy the use of specified areas. 5. Contaminates the enemy's equipment and supplies.

TASK: Disrupt Quartering Party Operations (5-OPFOR-0017)

CONDITION: The enemy is conducting quartering party operations. It has established an assembly area (AA) but has not moved in the main body.

STANDARD: The opposing forces (OPFOR) element attempts to disrupt quartering party operations and infiltrate the enemy's AA. 1. Locates the quartering party and the AA. 2. Surprises the main body. 3. Penetrates the AA with squad-size probes. 4. Inflicts personnel casualties and vehicle damage. 5. Disrupts the unit's preparations (prevents or delays beyond the unit's allotted time).

TASK: Disrupt Enemy Movement and Operations Using Persistent and Nonpersistent Chemical Weapons (5-OPFOR-0015)

CONDITION: The opposing forces (OPFOR) element has located the enemy. Priority intelligence requirements (PIR) and other intelligence requirements have been obtained by OPFOR patrols. The OPFOR units deliver chemical agents, by means of conventional artillery weapons or aircraft, along selected supply routes and key bases in the rear area.

STANDARD: The OPFOR element disrupts enemy movement and operations using persistent and nonpersistent chemical weapons. 1. Delivers chemical agents in low and densely wooded areas. 2. Delays the movement of enemy supplies and equipment to the forward areas. 3. Restricts the movement of the enemy units in the rear area. 4. Channels the movement of enemy units into predesignated ambush areas. 5. Contaminates enemy supplies and equipment. 6. Inflicts a high rate of casualties on enemy forces.

TASK: Disrupt Movement (5-OPFOR-0014)

CONDITION: The enemy is expected to move through the opposing forces (OPFOR) element's area of operations. The OPFOR element has received an operation order (OPORD) or fragmentary order (FRAGO) to disrupt enemy movement. The enemy has the capability to defend with direct fire and antiarmor weapons.

STANDARD: The OPFOR element delays enemy movement. 1. Delays the element. 2. Forces the element to deviate from its route. 3. Prevents the element from reaching its destination. 4. Surprises the element's main body.

TASK: Counter Passage of Lines (5-OPFOR-0012)

CONDITION: Enemy forces are in defensive positions, but they are expected to attempt passage-of-lines operations. The opposing forces (OPFOR) received orders to disrupt enemy passage-of-lines operations.

STANDARD: The OPFOR element delays or prevents enemy passage of lines. 1. Delays the passage. 2. Prevents the company from moving all personnel through the stationary unit. 3. Engages the main body of either the moving or the stationary unit.

TASK: Disrupt Assembly Area (AA) Activities (5-OPFOR-0013)

CONDITION: Intelligence reports indicate that platoon- and company-size enemy units are operating in the opposing forces (OPFOR) area of operations. Enemy units can defend from AAs with direct fire, antiarmor weapons, and indirect fire. The enemy has close air support (CAS) and nuclear, biological, and chemical (NBC) capabilities.

STANDARD: The OPFOR element locates and disrupts the enemy's AA activities. 1. Locates the element's AA. 2. Probes the AA with squad- or team-size elements. 3. Inflicts more than 5 percent casualties on the element. 4. Disrupts the element's preparations (prevents or delays beyond the element's allotted time).

TASK: Attack (5-OPFOR-0001)

CONDITION: The opposing forces (OPFOR) element has located the enemy. The priority intelligence requirements (PIR) and the other intelligence requirements have been obtained by OPFOR patrols. The OPFOR element has automatic and antiarmor weapons and light mortars.

STANDARD: The OPFOR element attempts to seize the terrain, the vehicles, or the equipment. 1. Develops an attack plan. 2. Surprises the enemy unit's main body. 3. Initiates the attack using a scheme of maneuver that exploits the enemy's flanks, gaps, and weaknesses. 4. Uses covered and concealed routes to approach the enemy forces' flanks, gaps, or weakly held areas. 5. Employs indirect fire to support the attack. 6. Penetrates enemy defenses. 7. Destroys the equipment and the supplies. 8. Inflicts heavy casualties. 9. Isolates the combat service support (CSS) base by blocking the reinforcements. 10. Forces the enemy units to displace. 11. Avoids being fixed in one position. 12. Withdraws before the CSS base is reinforced with tactical combat forces.

TASK: Conduct Air Attacks (5-OPFOR-0002)

CONDITION: The opposing forces (OPFOR) element in the rear area has forwarded the positions of the enemy support sites or the locations of moving elements. The OPFOR aircraft have been dispatched to attack enemy installations or convoys.

STANDARD: The OPFOR element attempts to delay, disrupt, or damage the enemy targets by air. 1. Locates the target (support sites or convoys). 2. Makes attack runs on the designated targets. 3. Inflicts heavy damage to the selected target. 4. Sustains no loss of aircraft. 5. Delays moving the force for more than one hour.

- ELEMENTS:** Company
 Company Headquarters
 Maintenance Section
 Horizontal Construction Platoon
 Embankment Squad
 Grading and Compact Squad
 Excavation Squad
 Two General Construction Platoons
 Six General Construction Squads

TASK: Perform Risk Management Procedures (71-2-0326.05-T01A)
 (AR 385-10) (FM 25-100) (FM 3-0)

ITERATION: 1 2 3 4 5 M (Circle)
COMMANDER/LEADER ASSESSMENT: T P U (Circle)

CONDITIONS: The element is deployed performing its combat mission. Some iterations of this task should be performed in MOPP4.

TASK STANDARDS: All leaders and soldiers are aware of all potential safety problems inherent in the conduct of the task. The element trains to standard and does not take shortcuts that endanger element members. All risks taken are necessary to accomplish the training objectives. Appropriate measures are taken to minimize risks. The time required to perform this task is increased when conducting it in mission-oriented protection posture (MOPP) 4.

TASK STEPS AND PERFORMANCE MEASURES	GO	NO-GO
<p>* 1. The commander identifies the risk or safety hazards.</p> <ul style="list-style-type: none"> a. Analyzed the operation plan (OPLAN), the fragmentary order (FRAGO), and the operation order (OPORD) for specified and implied missions (tasks). b. Integrated safety into every phase of the planning process. c. Assessed the risks before issuing a FRAGO when the mission or conditions changed. <p>* 2. Leaders evaluate the risk or safety hazards identified in the operation.</p> <ul style="list-style-type: none"> a. Compared the risk to the acceptable level of risk in the commander's intent, based on the stated training objective. b. Determined the likelihood of equipment and personnel losses from accidents. c. Described the operation in terms of high, medium, or low risk. d. Prepared courses of action (COAs) that minimized accidental losses. <p>* 3. The commander (or leaders) eliminates or reduces the risk or safety hazards.</p> <ul style="list-style-type: none"> a. Chose a COA that maximized the operation and minimized the risk. b. Developed procedures that reduced the risk or safety hazards. c. Prescribed the safety or protective equipment. d. Briefed the elements before all operations. <p>4. The element carries out the safety procedures.</p> <ul style="list-style-type: none"> a. Received safety briefings before all operations. b. Practiced the safety procedures during all mission rehearsals. c. Made on-the-spot safety corrections. <p>NOTES: 1. Safety is a part of realism--and realism includes building safety into the training so that safe practices, which eliminate accidents, become second nature during war</p>		

TASK STEPS AND PERFORMANCE MEASURES	GO	NO-GO
(refer to Field Manual [FM] 25-100). 2. FM 3-0 emphasizes the need for boldness and that commanders must take "risks and tenaciously press soldiers and systems" as an imperative of the Air Land Battle. However, such an imperative is founded on the premise that protecting the force to the maximum extent possible ensures winning the battle. Formally, risk is an expression of possible loss over a specific period of time or number of operational cycles as defined by the Center for Army Safety.		

TASK PERFORMANCE / EVALUATION SUMMARY BLOCK							
ITERATION	1	2	3	4	5	M	TOTAL
TOTAL TASK STEPS EVALUATED							
TOTAL TASK STEPS "GO"							
TRAINING STATUS "GO"/"NO-GO"							

"*" indicates a leader task step.

SUPPORTING INDIVIDUAL TASKS: NONE

SUPPORTING COLLECTIVE TASKS: NONE

OPFOR TASKS AND STANDARDS

TASK: Surrender to the Capturing Unit on the Battlefield (5-OPFOR-0024)

CONDITION: The enemy has captured opposing forces (OPFOR) element's soldiers, documents, and equipment sensitive to the OPFOR tactical operations.

STANDARD: The OPFOR soldiers retain or destroy documents and equipment. The OPFOR element surrenders the documents and the equipment of no tactical use to the enemy and attempts to conceal or destroy items of tactical value. The OPFOR element attempts escape and evasion. 1. Prevents the successful capture of the documents and the equipment. 2. Destroys the documents and the equipment. 3. Removes identifying markings from the equipment. 4. Removes unit-identifying insignia. 5. Provides misleading information. 6. Plans an escape. 7. Delays movement to the nearest collection point. 8. Prevents safeguarding of the enemy prisoners of war (EPWs) in order to cause embarrassment to the United States (US).

TASK: Disrupt a Route Reconnaissance (5-OPFOR-0021)

CONDITION: The enemy is conducting a route reconnaissance. The opposing forces (OPFOR) element is positioned along the enemy's route.

STANDARD: The OPFOR element attempts to disrupt a squad/section conducting a route reconnaissance. 1. Prevents the unit from meeting its specified time schedule. 2. Forces the unit to deviate from its specified route. 3. Prevents the unit from reaching its assigned destination. 4. Surprises the squad/section. 5. Inflicts casualties on the unit.

TASK: Conduct an Attack (5-OPFOR-0008)

CONDITION: The enemy is conducting tactical operations. The opposing forces (OPFOR) element receives orders to attack the enemy, the area of occupation, or the main supply route (MSR) with smoke.

STANDARD: The OPFOR element disrupts the enemy's movement and smoke operations. 1. Determines the delivery method of the smoke attack. 2. Locates the target. 3. Delivers the smoke attack downwind. 4. Attacks the enemy with smoke, and surge attacks when the enemy responds to the smoke.

TASK: Conduct a Raid (5-OPFOR-0004)

CONDITION: The opposing forces (OPFOR) element has occupied an objective rally point and has orders to conduct a raid on a combat service support (CSS) base.

STANDARD: The OPFOR element infiltrates the enemy's base and destroys all of the targets. 1. Surprises the enemy forces. 2. Assaults the support base and accomplishes the assigned tasks. 3. Destroys the specified equipment and supplies. 4. Avoids being decisively engaged. 5. Withdraws all personnel from the objective areas within the time prescribed. 6. Obtains all priority intelligence requirements (PIR) from the raid site. 7. Sustains only light casualties from enemy fire.

TASK: Conduct an Aerial Reconnaissance (5-OPFOR-0010)

CONDITION: The opposing forces (OPFOR) headquarters (HQ) element requires intelligence on the locations and identification of the enemy elements. Aircraft is dispatched to take photographs and make a visual inspection of the enemy rear area.

STANDARD: The OPFOR element gathers photograph intelligence of the enemy. 1. Photographs the assigned sectors. 2. Makes quick visual checks where the ceiling is low. 3. Locates enemy positions in the area, particularly support and storage bases, and command and control (C2) facilities. 4. Sustains no loss of aircraft. 5. Reports priority intelligence requirements (PIR) and other information requirements to the OPFOR HQ.

TASK: Defeat Obstacles (5-OPFOR-0009)

CONDITION: The opposing forces (OPFOR) element encounters an obstacle that blocks the avenue of approach as it advances upon the enemy forces.

STANDARD: The OPFOR element bypasses or breaches the enemy obstacle. 1. Detects the obstacle before halting its main body. 2. Defeats the obstacle. a. Bypasses the obstacle without entering the engagement areas. b. Breaches the obstacle within 45 minutes and passes its entire force through the obstacle. 3. Does not incur degradation to the point that the mission must be discontinued.

TASK: Disrupt Construction of Vehicle Fighting Positions (5-OPFOR-0020)

CONDITION: The opposing forces (OPFOR) element has located the enemy. The priority intelligence requirements (PIR) and other intelligence obtained by OPFOR patrols indicate the enemy is constructing vehicle fighting positions within its defensive area. The OPFOR element has automatic and antiarmor weapons and light mortars.

STANDARD: The OPFOR element attempts to disrupt the enemy's efforts to establish vehicle fighting positions. 1. Locates the defensive area. 2. Surprises the main body. 3. Penetrates the defensive area with squad-size probes. 4. Inflicts casualties on the unit. 5. Destroys vehicles. 6. Disrupts the unit's preparations (prevents or delays beyond the unit's allotted time).

TASK: Disrupt an Engineer Reconnaissance (5-OPFOR-0022)

CONDITION: The enemy is conducting an engineer reconnaissance. The opposing forces (OPFOR) element is positioned along the enemy's route.

STANDARD: The OPFOR element disrupts an engineer reconnaissance. 1. Prevents the unit from meeting its specified time schedule. 2. Forces the unit to deviate from its specified route. 3. Prevents the unit from accomplishing its assigned engineer reconnaissance. 4. Surprises the unit conducting the reconnaissance.

TASK: Defend a Minefield (5-OPFOR-0023)

CONDITION: The enemy is conducting a minefield sweeping operation. The opposing forces (OPFOR) element has a minefield placed in the enemy's path. The minefield is under constant observation and fire.

STANDARD: The OPFOR element defends a minefield against an enemy element conducting a minefield sweeping operation. 1. Prevents the unit from detecting the obstacle. 2. Disrupts the minefield sweeping operation. 3. Prevents the unit from conducting the minefield sweeping operation, prevents the unit from moving all personnel through the breach, or delays the completion of the minefield sweeping operation for more than 45 minutes.

TASK: Conduct Terrorist and Saboteur Attacks (5-OPFOR-0005)

CONDITION: The opposing forces (OPFOR) element dispatches small teams into the enemy's rear area to disrupt combat service support (CSS) operations.

STANDARD: The enemy sustains disrupted command and control (C2), destroyed equipment and supplies, and light casualties. 1. Locates rear support bases and C2 facilities. 2. Delays and disrupts CSS operations through probes. 3. Infiltrates CSS bases to conduct sabotage and terrorist activities. 4. Inflicts light casualties. 5. Destroys supplies and equipment.

TASK: Conduct Sniper Operations (5-OPFOR-0006)

CONDITION: The opposing forces (OPFOR) element has assigned snipers (regular or irregular elements) in the enemy's rear area along the main supply route (MSR) and near support sites.

STANDARD: The OPFOR element kills or wounds targets. 1. Sets up a well-concealed location. 2. Engages vehicle drivers or personnel on foot with short bursts of semiautomatic fire. 3. Kills or wounds selected targets. 4. Prevents the position from being discovered by enemy forces. 5. Evacuates the area without being spotted. 6. Reports all specified priority intelligence requirements (PIR) and other intelligence requirements to the OPFOR headquarters (HQ).

TASK: Maintain Contact (5-OPFOR-0003)

CONDITION: The opposing forces (OPFOR) element is engaged with enemy base-defense forces. The enemy forces are withdrawing under pressure.

STANDARD: The OPFOR element maintains enemy contact while the enemy withdraws. 1. Engages the enemy forces decisively. 2. Advances the OPFOR as the enemy forces withdraw. 3. Inflicts heavy casualties. 4. Captures the members of the enemy force. 5. Captures documents and equipment. 6. Safeguards the captured documents, the equipment, and the personnel.

TASK: Conduct an Ambush (5-OPFOR-0007)

CONDITION: The enemy is moving in a convoy. The opposing forces (OPFOR) element is positioned along the enemy's route.

STANDARD: The OPFOR element inflicts casualties on the enemy and causes vehicle and equipment damage. 1. Prepares an ambush site before the element arrives. 2. Surprises march element forces. 3. Inflicts heavy casualties within the designated kill zone. 4. Inflicts heavy damage to the vehicles and the equipment within the designated kill zone. 5. Delays the march element from reaching a specified destination for a specified period of time. 6. Withdraws on order. 7. Sustains no casualties. 8. Reports actions to superiors.

TASK: Disrupt a Net Control Station (NCS) (5-OPFOR-0019)

CONDITION: The enemy has established a NCS. The opposing forces (OPFOR) element has radio and jamming equipment.

STANDARD: The OPFOR element attempts to disrupt an NCS. 1. Attempts to locate the radio frequency that the unit is operating on. 2. Attempts to enter the radio net. 3. Attempts to issue "bogus" orders to a unit on the net. 4. Jams the radio frequency and forces the unit to go to an alternate frequency.

TASK: Disrupt Defensive Preparations (5-OPFOR-0018)

CONDITION: The opposing forces (OPFOR) element has located the enemy. Priority intelligence requirements (PIR) and other intelligence requirements obtained by OPFOR patrols indicate that the enemy elements are establishing defensive positions. The OPFOR element has automatic and antiarmor weapons and light mortars.

STANDARD: The OPFOR element disrupts and delays the enemy's defensive preparations. 1. Locates and penetrates the enemy's security system. 2. Forces the enemy to delay defensive preparations. 3. Disrupts the enemy's obstacle preparations.

TASK: Disrupt Enemy Movement and Operations Using Tactical Nuclear Weapons (5-OPFOR-0016)

CONDITION: The opposing forces (OPFOR) element has located the enemy. Priority intelligence requirements (PIR) and other intelligence requirements have been obtained by OPFOR patrols. Tactical nuclear weapons are employed against key locations in the rear area.

STANDARD: The OPFOR element disrupts enemy movement and operations. 1. Disrupts or delays the movement of the enemy's equipment and supplies to the forward areas. 2. Destroys enemy equipment and supplies. 3. Inflicts a high rate of nuclear casualties among the enemy forces. 4. Denies the enemy the use of specified areas. 5. Contaminates the enemy's equipment and supplies.

TASK: Disrupt Quartering Party Operations (5-OPFOR-0017)

CONDITION: The enemy is conducting quartering party operations. It has established an assembly area (AA) but has not moved in the main body.

STANDARD: The opposing forces (OPFOR) element attempts to disrupt quartering party operations and infiltrate the enemy's AA. 1. Locates the quartering party and the AA. 2. Surprises the main body. 3. Penetrates the AA with squad-size probes. 4. Inflicts personnel casualties and vehicle damage. 5. Disrupts the unit's preparations (prevents or delays beyond the unit's allotted time).

TASK: Disrupt Enemy Movement and Operations Using Persistent and Nonpersistent Chemical Weapons (5-OPFOR-0015)

CONDITION: The opposing forces (OPFOR) element has located the enemy. Priority intelligence requirements (PIR) and other intelligence requirements have been obtained by OPFOR patrols. The OPFOR units deliver chemical agents, by means of conventional artillery weapons or aircraft, along selected supply routes and key bases in the rear area.

STANDARD: The OPFOR element disrupts enemy movement and operations using persistent and nonpersistent chemical weapons. 1. Delivers chemical agents in low and densely wooded areas. 2. Delays the movement of enemy supplies and equipment to the forward areas. 3. Restricts the movement of the enemy units in the rear area. 4. Channels the movement of enemy units into predesignated ambush areas. 5. Contaminates enemy supplies and equipment. 6. Inflicts a high rate of casualties on enemy forces.

TASK: Disrupt Movement (5-OPFOR-0014)

CONDITION: The enemy is expected to move through the opposing forces (OPFOR) element's area of operations. The OPFOR element has received an operation order (OPORD) or fragmentary order (FRAGO) to disrupt enemy movement. The enemy has the capability to defend with direct fire and antiarmor weapons.

STANDARD: The OPFOR element delays enemy movement. 1. Delays the element. 2. Forces the element to deviate from its route. 3. Prevents the element from reaching its destination. 4. Surprises the element's main body.

TASK: Counter Passage of Lines (5-OPFOR-0012)

CONDITION: Enemy forces are in defensive positions, but they are expected to attempt passage-of-lines operations. The opposing forces (OPFOR) received orders to disrupt enemy passage-of-lines operations.

STANDARD: The OPFOR element delays or prevents enemy passage of lines. 1. Delays the passage. 2. Prevents the company from moving all personnel through the stationary unit. 3. Engages the main body of either the moving or the stationary unit.

TASK: Disrupt Assembly Area (AA) Activities (5-OPFOR-0013)

CONDITION: Intelligence reports indicate that platoon- and company-size enemy units are operating in the opposing forces (OPFOR) area of operations. Enemy units can defend from AAs with direct fire, antiarmor weapons, and indirect fire. The enemy has close air support (CAS) and nuclear, biological, and chemical (NBC) capabilities.

STANDARD: The OPFOR element locates and disrupts the enemy's AA activities. 1. Locates the element's AA. 2. Probes the AA with squad- or team-size elements. 3. Inflicts more than 5 percent casualties on the element. 4. Disrupts the element's preparations (prevents or delays beyond the element's allotted time).

TASK: Attack (5-OPFOR-0001)

CONDITION: The opposing forces (OPFOR) element has located the enemy. The priority intelligence requirements (PIR) and the other intelligence requirements have been obtained by OPFOR patrols. The OPFOR element has automatic and antiarmor weapons and light mortars.

STANDARD: The OPFOR element attempts to seize the terrain, the vehicles, or the equipment. 1. Develops an attack plan. 2. Surprises the enemy unit's main body. 3. Initiates the attack using a scheme of maneuver that exploits the enemy's flanks, gaps, and weaknesses. 4. Uses covered and concealed routes to approach the enemy forces' flanks, gaps, or weakly held areas. 5. Employs indirect fire to support the attack. 6. Penetrates enemy defenses. 7. Destroys the equipment and the supplies. 8. Inflicts heavy casualties. 9. Isolates the combat service support (CSS) base by blocking the reinforcements. 10. Forces the enemy units to displace. 11. Avoids being fixed in one position. 12. Withdraws before the CSS base is reinforced with tactical combat forces.

TASK: Conduct Air Attacks (5-OPFOR-0002)

CONDITION: The opposing forces (OPFOR) element in the rear area has forwarded the positions of the enemy support sites or the locations of moving elements. The OPFOR aircraft have been dispatched to attack enemy installations or convoys.

STANDARD: The OPFOR element attempts to delay, disrupt, or damage the enemy targets by air. 1. Locates the target (support sites or convoys). 2. Makes attack runs on the designated targets. 3. Inflicts heavy damage to the selected target. 4. Sustains no loss of aircraft. 5. Delays moving the force for more than one hour.

ELEMENT: Two General Construction Platoons

TASK: Conduct Dump Truck Hauling Operations (05-2-0726)
(FM 5-434)

ITERATION: 1 2 3 4 5 M (Circle)

COMMANDER/LEADER ASSESSMENT: T P U (Circle)

CONDITIONS: The unit receives a mission to conduct hauling operations. The location, local road conditions, and mission duration are specified. Some iterations of this task should be performed in MOPP4.

TASK STANDARDS: Hauling operations are conducted to accomplish movement of all material within the time specified and within the standards outlined below. The time required to perform this task is increased when conducting it in mission-oriented protection posture (MOPP) 4.

TASK STEPS AND PERFORMANCE MEASURES	GO	NO-GO
1. The unit provides support for construction operations. * 2. The leaders conduct troop-leading procedures. * 3. The platoon leader or platoon sergeant (PSG) prepares the platoon for execution of mission. a. Ensured that maintenance of equipment was accomplished. b. Prepared platoons for convoy. c. Directed the removal of all nonessential equipment from vehicles (such as canvasses and troop seats). 4. The unit conducts haul operations. a. Convoyed to the site. b. Ensured that vehicles followed established traffic patterns. c. Maintained prescribed intervals to avoid bunching up vehicles. d. Obeyed the posted speed limit and the signalman, if present. e. Ensured that vehicles were positioned to facilitate smooth loading and unloading. f. Loaded vehicles evenly and within the maximum load capacity. g. Unloaded vehicles, as directed. * 5. The platoon leader or PSG controls the smooth execution of the mission. a. Checked the route periodically for spillage or impaired vehicles that might hamper operations. b. Coordinated through the support channels for the items needed to correct shortcomings (such as mechanical breakdowns and road sweeping). * 6. The platoon leader submits information for unit reports.		

TASK PERFORMANCE / EVALUATION SUMMARY BLOCK							
ITERATION	1	2	3	4	5	M	TOTAL
TOTAL TASK STEPS EVALUATED							
TOTAL TASK STEPS "GO"							
TRAINING STATUS "GO"/"NO-GO"							

"*" indicates a leader task step.

SUPPORTING INDIVIDUAL TASKS

Task Number	Task Title	References
052-256-3034	Organize Jobsite Security	STP 5-62N34-SM-TG

SUPPORTING COLLECTIVE TASKS: NONE**OPFOR TASKS AND STANDARDS**

TASK: Conduct Sniper Operations (5-OPFOR-0006)

CONDITION: The opposing forces (OPFOR) element has assigned snipers (regular or irregular elements) in the enemy's rear area along the main supply route (MSR) and near support sites.

STANDARD: The OPFOR element kills or wounds targets. 1. Sets up a well-concealed location. 2. Engages vehicle drivers or personnel on foot with short bursts of semiautomatic fire. 3. Kills or wounds selected targets. 4. Prevents the position from being discovered by enemy forces. 5. Evacuates the area without being spotted. 6. Reports all specified priority intelligence requirements (PIR) and other intelligence requirements to the OPFOR headquarters (HQ).

TASK: Conduct a Raid (5-OPFOR-0004)

CONDITION: The opposing forces (OPFOR) element has occupied an objective rally point and has orders to conduct a raid on a combat service support (CSS) base.

STANDARD: The OPFOR element infiltrates the enemy's base and destroys all of the targets. 1. Surprises the enemy forces. 2. Assaults the support base and accomplishes the assigned tasks. 3. Destroys the specified equipment and supplies. 4. Avoids being decisively engaged. 5. Withdraws all personnel from the objective areas within the time prescribed. 6. Obtains all priority intelligence requirements (PIR) from the raid site. 7. Sustains only light casualties from enemy fire.

TASK: Defeat Obstacles (5-OPFOR-0009)

CONDITION: The opposing forces (OPFOR) element encounters an obstacle that blocks the avenue of approach as it advances upon the enemy forces.

STANDARD: The OPFOR element bypasses or breaches the enemy obstacle. 1. Detects the obstacle before halting its main body. 2. Defeats the obstacle. a. Bypasses the obstacle without entering the engagement areas. b. Breaches the obstacle within 45 minutes and passes its entire force through the obstacle. 3. Does not incur degradation to the point that the mission must be discontinued.

TASK: Conduct an Attack (5-OPFOR-0008)

CONDITION: The enemy is conducting tactical operations. The opposing forces (OPFOR) element receives orders to attack the enemy, the area of occupation, or the main supply route (MSR) with smoke.

STANDARD: The OPFOR element disrupts the enemy's movement and smoke operations. 1. Determines the delivery method of the smoke attack. 2. Locates the target. 3. Delivers the smoke attack downwind. 4. Attacks the enemy with smoke, and surge attacks when the enemy responds to the smoke.

TASK: Disrupt a Route Reconnaissance (5-OPFOR-0021)

CONDITION: The enemy is conducting a route reconnaissance. The opposing forces (OPFOR) element is positioned along the enemy's route.

STANDARD: The OPFOR element attempts to disrupt a squad/section conducting a route reconnaissance. 1. Prevents the unit from meeting its specified time schedule. 2. Forces the unit to deviate from its specified route. 3. Prevents the unit from reaching its assigned destination. 4. Surprises the squad/section. 5. Inflicts casualties on the unit.

TASK: Conduct Terrorist and Saboteur Attacks (5-OPFOR-0005)

CONDITION: The opposing forces (OPFOR) element dispatches small teams into the enemy's rear area to disrupt combat service support (CSS) operations.

STANDARD: The enemy sustains disrupted command and control (C2), destroyed equipment and supplies, and light casualties. 1. Locates rear support bases and C2 facilities. 2. Delays and disrupts CSS operations through probes. 3. Infiltrates CSS bases to conduct sabotage and terrorist activities. 4. Inflicts light casualties. 5. Destroys supplies and equipment.

TASK: Disrupt a Net Control Station (NCS) (5-OPFOR-0019)

CONDITION: The enemy has established a NCS. The opposing forces (OPFOR) element has radio and jamming equipment.

STANDARD: The OPFOR element attempts to disrupt an NCS. 1. Attempts to locate the radio frequency that the unit is operating on. 2. Attempts to enter the radio net. 3. Attempts to issue "bogus" orders to a unit on the net. 4. Jams the radio frequency and forces the unit to go to an alternate frequency.

TASK: Disrupt Construction of Vehicle Fighting Positions (5-OPFOR-0020)

CONDITION: The opposing forces (OPFOR) element has located the enemy. The priority intelligence requirements (PIR) and other intelligence obtained by OPFOR patrols indicate the enemy is constructing vehicle fighting positions within its defensive area. The OPFOR element has automatic and antiarmor weapons and light mortars.

STANDARD: The OPFOR element attempts to disrupt the enemy's efforts to establish vehicle fighting positions. 1. Locates the defensive area. 2. Surprises the main body. 3. Penetrates the defensive area with squad-size probes. 4. Inflicts casualties on the unit. 5. Destroys vehicles. 6. Disrupts the unit's preparations (prevents or delays beyond the unit's allotted time).

TASK: Conduct an Aerial Reconnaissance (5-OPFOR-0010)

CONDITION: The opposing forces (OPFOR) headquarters (HQ) element requires intelligence on the locations and identification of the enemy elements. Aircraft is dispatched to take photographs and make a visual inspection of the enemy rear area.

STANDARD: The OPFOR element gathers photograph intelligence of the enemy. 1. Photographs the assigned sectors. 2. Makes quick visual checks where the ceiling is low. 3. Locates enemy positions in the area, particularly support and storage bases, and command and control (C2) facilities. 4. Sustains no loss of aircraft. 5. Reports priority intelligence requirements (PIR) and other information requirements to the OPFOR HQ.

TASK: Disrupt Defensive Preparations (5-OPFOR-0018)

CONDITION: The opposing forces (OPFOR) element has located the enemy. Priority intelligence requirements (PIR) and other intelligence requirements obtained by OPFOR patrols indicate that the enemy elements are establishing defensive positions. The OPFOR element has automatic and antiarmor weapons and light mortars.

STANDARD: The OPFOR element disrupts and delays the enemy's defensive preparations. 1. Locates and penetrates the enemy's security system. 2. Forces the enemy to delay defensive preparations. 3. Disrupts the enemy's obstacle preparations.

TASK: Disrupt Quarters Party Operations (5-OPFOR-0017)

CONDITION: The enemy is conducting quarters party operations. It has established an assembly area (AA) but has not moved in the main body.

STANDARD: The opposing forces (OPFOR) element attempts to disrupt quarters party operations and infiltrate the enemy's AA. 1. Locates the quarters party and the AA. 2. Surprises the main body. 3. Penetrates the AA with squad-size probes. 4. Inflicts personnel casualties and vehicle damage. 5. Disrupts the unit's preparations (prevents or delays beyond the unit's allotted time).

TASK: Disrupt Movement (5-OPFOR-0014)

CONDITION: The enemy is expected to move through the opposing forces (OPFOR) element's area of operations. The OPFOR element has received an operation order (OPORD) or fragmentary order (FRAGO) to disrupt enemy movement. The enemy has the capability to defend with direct fire and antiarmor weapons.

STANDARD: The OPFOR element delays enemy movement. 1. Delays the element. 2. Forces the element to deviate from its route. 3. Prevents the element from reaching its destination. 4. Surprises the element's main body.

TASK: Disrupt Enemy Movement and Operations Using Persistent and Nonpersistent Chemical Weapons (5-OPFOR-0015)

CONDITION: The opposing forces (OPFOR) element has located the enemy. Priority intelligence requirements (PIR) and other intelligence requirements have been obtained by OPFOR patrols. The OPFOR units deliver chemical agents, by means of conventional artillery weapons or aircraft, along selected supply routes and key bases in the rear area.

STANDARD: The OPFOR element disrupts enemy movement and operations using persistent and nonpersistent chemical weapons. 1. Delivers chemical agents in low and densely wooded areas. 2. Delays the movement of enemy supplies and equipment to the forward areas. 3. Restricts the movement of the enemy units in the rear area. 4. Channels the movement of enemy units into predesignated ambush areas. 5. Contaminates enemy supplies and equipment. 6. Inflicts a high rate of casualties on enemy forces.

TASK: Disrupt Enemy Movement and Operations Using Tactical Nuclear Weapons (5-OPFOR-0016)

CONDITION: The opposing forces (OPFOR) element has located the enemy. Priority intelligence requirements (PIR) and other intelligence requirements have been obtained by OPFOR patrols. Tactical nuclear weapons are employed against key locations in the rear area.

STANDARD: The OPFOR element disrupts enemy movement and operations. 1. Disrupts or delays the movement of the enemy's equipment and supplies to the forward areas. 2. Destroys enemy equipment and supplies. 3. Inflicts a high rate of nuclear casualties among the enemy forces. 4. Denies the enemy the use of specified areas. 5. Contaminates the enemy's equipment and supplies.

TASK: Counter Passage of Lines (5-OPFOR-0012)

CONDITION: Enemy forces are in defensive positions, but they are expected to attempt passage-of-lines operations. The opposing forces (OPFOR) received orders to disrupt enemy passage-of-lines operations.

STANDARD: The OPFOR element delays or prevents enemy passage of lines. 1. Delays the passage. 2. Prevents the company from moving all personnel through the stationary unit. 3. Engages the main body of either the moving or the stationary unit.

TASK: Conduct Air Attacks (5-OPFOR-0002)

CONDITION: The opposing forces (OPFOR) element in the rear area has forwarded the positions of the enemy support sites or the locations of moving elements. The OPFOR aircraft have been dispatched to attack enemy installations or convoys.

STANDARD: The OPFOR element attempts to delay, disrupt, or damage the enemy targets by air. 1. Locates the target (support sites or convoys). 2. Makes attack runs on the designated targets. 3. Inflicts heavy damage to the selected target. 4. Sustains no loss of aircraft. 5. Delays moving the force for more than one hour.

TASK: Defend a Minefield (5-OPFOR-0023)

CONDITION: The enemy is conducting a minefield sweeping operation. The opposing forces (OPFOR) element has a minefield placed in the enemy's path. The minefield is under constant observation and fire.

STANDARD: The OPFOR element defends a minefield against an enemy element conducting a minefield sweeping operation. 1. Prevents the unit from detecting the obstacle. 2. Disrupts the minefield sweeping operation. 3. Prevents the unit from conducting the minefield sweeping operation, prevents the unit from moving all personnel through the breach, or delays the completion of the minefield sweeping operation for more than 45 minutes.

TASK: Surrender to the Capturing Unit on the Battlefield (5-OPFOR-0024)

CONDITION: The enemy has captured opposing forces (OPFOR) element's soldiers, documents, and equipment sensitive to the OPFOR tactical operations.

STANDARD: The OPFOR soldiers retain or destroy documents and equipment. The OPFOR element surrenders the documents and the equipment of no tactical use to the enemy and attempts to conceal or destroy items of tactical value. The OPFOR element attempts escape and evasion. 1. Prevents the successful capture of the documents and the equipment. 2. Destroys the documents and the equipment. 3. Removes identifying markings from the equipment. 4. Removes unit-identifying insignia. 5. Provides misleading information. 6. Plans an escape. 7. Delays movement to the nearest collection point. 8. Prevents safeguarding of the enemy prisoners of war (EPWs) in order to cause embarrassment to the United States (US).

TASK: Attack (5-OPFOR-0001)

CONDITION: The opposing forces (OPFOR) element has located the enemy. The priority intelligence requirements (PIR) and the other intelligence requirements have been obtained by OPFOR patrols. The OPFOR element has automatic and antiarmor weapons and light mortars.

STANDARD: The OPFOR element attempts to seize the terrain, the vehicles, or the equipment. 1. Develops an attack plan. 2. Surprises the enemy unit's main body. 3. Initiates the attack using a scheme of maneuver that exploits the enemy's flanks, gaps, and weaknesses. 4. Uses covered and concealed routes to approach the enemy forces' flanks, gaps, or weakly held areas. 5. Employs indirect fire to support the attack. 6. Penetrates enemy defenses. 7. Destroys the equipment and the supplies. 8. Inflicts heavy casualties. 9. Isolates the combat service support (CSS) base by blocking the reinforcements. 10. Forces the enemy units to displace. 11. Avoids being fixed in one position. 12. Withdraws before the CSS base is reinforced with tactical combat forces.

TASK: Disrupt Assembly Area (AA) Activities (5-OPFOR-0013)

CONDITION: Intelligence reports indicate that platoon- and company-size enemy units are operating in the opposing forces (OPFOR) area of operations. Enemy units can defend from AAs with direct fire, antiarmor weapons, and indirect fire. The enemy has close air support (CAS) and nuclear, biological, and chemical (NBC) capabilities.

STANDARD: The OPFOR element locates and disrupts the enemy's AA activities. 1. Locates the element's AA. 2. Probes the AA with squad- or team-size elements. 3. Inflicts more than 5 percent casualties on the element. 4. Disrupts the element's preparations (prevents or delays beyond the element's allotted time).

TASK: Disrupt an Engineer Reconnaissance (5-OPFOR-0022)

CONDITION: The enemy is conducting an engineer reconnaissance. The opposing forces (OPFOR) element is positioned along the enemy's route.

STANDARD: The OPFOR element disrupts an engineer reconnaissance. 1. Prevents the unit from meeting its specified time schedule. 2. Forces the unit to deviate from its specified route. 3. Prevents the unit from accomplishing its assigned engineer reconnaissance. 4. Surprises the unit conducting the reconnaissance.

TASK: Conduct an Ambush (5-OPFOR-0007)

CONDITION: The enemy is moving in a convoy. The opposing forces (OPFOR) element is positioned along the enemy's route.

STANDARD: The OPFOR element inflicts casualties on the enemy and causes vehicle and equipment damage. 1. Prepares an ambush site before the element arrives. 2. Surprises march element forces. 3. Inflicts heavy casualties within the designated kill zone. 4. Inflicts heavy damage to the vehicles and the equipment within the designated kill zone. 5. Delays the march element from reaching a specified destination for a specified period of time. 6. Withdraws on order. 7. Sustains no casualties. 8. Reports actions to superiors.

TASK: Maintain Contact (5-OPFOR-0003)

CONDITION: The opposing forces (OPFOR) element is engaged with enemy base-defense forces. The enemy forces are withdrawing under pressure.

STANDARD: The OPFOR element maintains enemy contact while the enemy withdraws. 1. Engages the enemy forces decisively. 2. Advances the OPFOR as the enemy forces withdraw. 3. Inflicts heavy casualties. 4. Captures the members of the enemy force. 5. Captures documents and equipment. 6. Safeguards the captured documents, the equipment, and the personnel.

ELEMENTS: Two General Construction Platoons
Six General Construction Squads

TASK: Construct/Repair a Bridge Abutment (05-3-0611)
(FM 5-426) (FM 5-446)

ITERATION: 1 2 3 4 5 M (Circle)

COMMANDER/LEADER ASSESSMENT: T P U (Circle)

CONDITIONS: The platoon is performing continuous tactical operations. It receives a mission requiring the construction or repair of a bridge abutment. Some iterations of this task should be performed in MOPP4.

TASK STANDARDS: Construction or repairs are made according to plans and specifications and in the time frame established by the construction plan. The time required to perform this task is increased when conducting it in mission-oriented protection posture (MOPP) 4.

TASK STEPS AND PERFORMANCE MEASURES	GO	NO-GO
<p>* 1. The platoon leader conducts troop-leading procedures.</p> <p>* 2. The platoon leader or the platoon sergeant (PSG) plans the construction.</p> <ul style="list-style-type: none"> a. Conducted a site reconnaissance. b. Determined all material and transportation requirements based on the construction directive. c. Submitted requests for any additional equipment, material, or transportation required. d. Issued warning orders (WOs), operation orders (OPORDs), and appropriate safety requirements. e. Ensured that quality control procedures were implemented. <p>* 3. The platoon leader or the PSG establishes jobsite security.</p> <p>4. The platoon lays out the centerline.</p> <ul style="list-style-type: none"> a. Ensured that the abutments were laid out correctly according to the plans and specifications. b. Placed the centerline stake not less than 15 feet behind the proposed location of the abutment sills. c. Laid out the centerline for gaps wider than 100 feet by using intermediate stakes, as needed, to prevent sag. d. Placed the line level with the intended top of the flooring, or at some known distance above or below it. <p>5. The platoon constructs abutments.</p> <ul style="list-style-type: none"> a. Located the sill location. <p>NOTE: Both distances must be the same.</p> <ul style="list-style-type: none"> (1) Placed the sill at its approximate location under the centerline. (2) Ensured that the sill was at a right angle to the centerline by using a line from the centerline stake, 15 feet behind the sill to each end of the sill. (3) Marked the sill location and then removed it to construct the foundation. 		

TASK STEPS AND PERFORMANCE MEASURES	GO	NO-GO
b. Provided a level surface for footings and ensured that the surface supporting each footing was 2 inches higher than its final position to allow for settling. If the area was dug too deep, did not backfill; instead, raised the area level with the planking. c. Placed footings. (1) Placed the two outside footings so that the edges were under the ends of the sill. (2) Ensured that the long dimension of the footings were parallel to the bridge centerline. (3) Placed the remaining footings, equally spaced, between and in line with the outside footings. d. Installed the sill on the footing centerline. (1) Placed the sill on the footing centerline so that the load was in the middle of each footing. (2) Placed the largest sill vertically. e. Provided for drainage of the abutment area. f. Constructed a retaining wall and wing walls, if required by plans and specifications. (1) Drove the posts or piles into the ground a minimum of 4 feet. (2) Fastened anchor cables from the top of the piles or posts to a deadman behind the retaining wall. 6. The platoon leader or the PSG submits status reports to the company as prescribed in the unit's standing operating procedure (SOP).		

TASK PERFORMANCE / EVALUATION SUMMARY BLOCK							
ITERATION	1	2	3	4	5	M	TOTAL
TOTAL TASK STEPS EVALUATED							
TOTAL TASK STEPS "GO"							
TRAINING STATUS "GO"/"NO-GO"							

"*" indicates a leader task step.

SUPPORTING INDIVIDUAL TASKS

Task Number	Task Title	References
052-195-4050	Prepare Engineer Estimates	STP 5-12B24-SM-TG
052-197-4028	Determine Bailey Bridge Logistical Requirements	STP 5-12B24-SM-TG

SUPPORTING COLLECTIVE TASKS

Task Number	Task Title	References
05-3-0904	Establish Jobsite Security	ARTEP 5-063-10-MTP ARTEP 5-063-11-MTP ARTEP 5-063-35-MTP ARTEP 5-145-12-MTP ARTEP 5-332-68-MTP ARTEP 5-335-70-MTP ARTEP 5-336-34-MTP ARTEP 5-337-10-MTP
05-3-1018	Conduct Troop-Leading Procedures	

SUPPORTING COLLECTIVE TASKS

Task Number	Task Title	References
		ARTEP 5-415-66-MTP
		ARTEP 5-416-14-MTP
		ARTEP 5-417-13-MTP
		ARTEP 5-417-17-MTP
		ARTEP 5-417-35-MTP
		ARTEP 5-424-35-MTP
		ARTEP 5-434-35-MTP
		ARTEP 5-435-67-MTP
		ARTEP 5-436-35-MTP
		ARTEP 5-436-37-MTP
		ARTEP 5-437-10-MTP
		ARTEP 5-437-11-MTP
		ARTEP 5-437-36-MTP
		ARTEP 5-437-38-MTP
		ARTEP 5-443-35-MTP
		ARTEP 5-500-66-MTP
		ARTEP 5-520-10-MTP
		ARTEP 5-520-12-MTP
		ARTEP 5-520-14-MTP
		ARTEP 5-530-14-MTP
		ARTEP 5-530-16-MTP
		ARTEP 5-603-35-MTP
		ARTEP 5-605-66-MTP
		ARTEP 5-606-34-MTP
		ARTEP 5-607-35-MTP
		ARTEP 5-615-66-MTP
		ARTEP 5-616-34-MTP
		ARTEP 5-617-35-MTP

OPFOR TASKS AND STANDARDS

TASK: Conduct an Attack (5-OPFOR-0008)

CONDITION: The enemy is conducting tactical operations. The opposing forces (OPFOR) element receives orders to attack the enemy, the area of occupation, or the main supply route (MSR) with smoke.

STANDARD: The OPFOR element disrupts the enemy's movement and smoke operations. 1. Determines the delivery method of the smoke attack. 2. Locates the target. 3. Delivers the smoke attack downwind. 4. Attacks the enemy with smoke, and surge attacks when the enemy responds to the smoke.

TASK: Maintain Contact (5-OPFOR-0003)

CONDITION: The opposing forces (OPFOR) element is engaged with enemy base-defense forces. The enemy forces are withdrawing under pressure.

STANDARD: The OPFOR element maintains enemy contact while the enemy withdraws. 1. Engages the enemy forces decisively. 2. Advances the OPFOR as the enemy forces withdraw. 3. Inflicts heavy casualties. 4. Captures the members of the enemy force. 5. Captures documents and equipment. 6. Safeguards the captured documents, the equipment, and the personnel.

TASK: Conduct an Ambush (5-OPFOR-0007)

CONDITION: The enemy is moving in a convoy. The opposing forces (OPFOR) element is positioned along the enemy's route.

STANDARD: The OPFOR element inflicts casualties on the enemy and causes vehicle and equipment damage. 1. Prepares an ambush site before the element arrives. 2. Surprises march element forces. 3. Inflicts heavy casualties within the designated kill zone. 4. Inflicts heavy damage to the vehicles and the equipment within the designated kill zone. 5. Delays the march element from reaching a specified destination for a specified period of time. 6. Withdraws on order. 7. Sustains no casualties. 8. Reports actions to superiors.

TASK: Disrupt a Route Reconnaissance (5-OPFOR-0021)

CONDITION: The enemy is conducting a route reconnaissance. The opposing forces (OPFOR) element is positioned along the enemy's route.

STANDARD: The OPFOR element attempts to disrupt a squad/section conducting a route reconnaissance. 1. Prevents the unit from meeting its specified time schedule. 2. Forces the unit to deviate from its specified route. 3. Prevents the unit from reaching its assigned destination. 4. Surprises the squad/section. 5. Inflicts casualties on the unit.

TASK: Conduct a Raid (5-OPFOR-0004)

CONDITION: The opposing forces (OPFOR) element has occupied an objective rally point and has orders to conduct a raid on a combat service support (CSS) base.

STANDARD: The OPFOR element infiltrates the enemy's base and destroys all of the targets. 1. Surprises the enemy forces. 2. Assaults the support base and accomplishes the assigned tasks. 3. Destroys the specified equipment and supplies. 4. Avoids being decisively engaged. 5. Withdraws all personnel from the objective areas within the time prescribed. 6. Obtains all priority intelligence requirements (PIR) from the raid site. 7. Sustains only light casualties from enemy fire.

TASK: Disrupt a Net Control Station (NCS) (5-OPFOR-0019)

CONDITION: The enemy has established a NCS. The opposing forces (OPFOR) element has radio and jamming equipment.

STANDARD: The OPFOR element attempts to disrupt an NCS. 1. Attempts to locate the radio frequency that the unit is operating on. 2. Attempts to enter the radio net. 3. Attempts to issue "bogus" orders to a unit on the net. 4. Jams the radio frequency and forces the unit to go to an alternate frequency.

TASK: Disrupt Construction of Vehicle Fighting Positions (5-OPFOR-0020)

CONDITION: The opposing forces (OPFOR) element has located the enemy. The priority intelligence requirements (PIR) and other intelligence obtained by OPFOR patrols indicate the enemy is constructing vehicle fighting positions within its defensive area. The OPFOR element has automatic and antiarmor weapons and light mortars.

STANDARD: The OPFOR element attempts to disrupt the enemy's efforts to establish vehicle fighting positions. 1. Locates the defensive area. 2. Surprises the main body. 3. Penetrates the defensive area with squad-size probes. 4. Inflicts casualties on the unit. 5. Destroys vehicles. 6. Disrupts the unit's preparations (prevents or delays beyond the unit's allotted time).

TASK: Defeat Obstacles (5-OPFOR-0009)

CONDITION: The opposing forces (OPFOR) element encounters an obstacle that blocks the avenue of approach as it advances upon the enemy forces.

STANDARD: The OPFOR element bypasses or breaches the enemy obstacle. 1. Detects the obstacle before halting its main body. 2. Defeats the obstacle. a. Bypasses the obstacle without entering the engagement areas. b. Breaches the obstacle within 45 minutes and passes its entire force through the obstacle. 3. Does not incur degradation to the point that the mission must be discontinued.

TASK: Disrupt an Engineer Reconnaissance (5-OPFOR-0022)

CONDITION: The enemy is conducting an engineer reconnaissance. The opposing forces (OPFOR) element is positioned along the enemy's route.

STANDARD: The OPFOR element disrupts an engineer reconnaissance. 1. Prevents the unit from meeting its specified time schedule. 2. Forces the unit to deviate from its specified route. 3. Prevents the unit from accomplishing its assigned engineer reconnaissance. 4. Surprises the unit conducting the reconnaissance.

TASK: Conduct an Aerial Reconnaissance (5-OPFOR-0010)

CONDITION: The opposing forces (OPFOR) headquarters (HQ) element requires intelligence on the locations and identification of the enemy elements. Aircraft is dispatched to take photographs and make a visual inspection of the enemy rear area.

STANDARD: The OPFOR element gathers photograph intelligence of the enemy. 1. Photographs the assigned sectors. 2. Makes quick visual checks where the ceiling is low. 3. Locates enemy positions in the area, particularly support and storage bases, and command and control (C2) facilities. 4. Sustains no loss of aircraft. 5. Reports priority intelligence requirements (PIR) and other information requirements to the OPFOR HQ.

TASK: Conduct Terrorist and Saboteur Attacks (5-OPFOR-0005)

CONDITION: The opposing forces (OPFOR) element dispatches small teams into the enemy's rear area to disrupt combat service support (CSS) operations.

STANDARD: The enemy sustains disrupted command and control (C2), destroyed equipment and supplies, and light casualties. 1. Locates rear support bases and C2 facilities. 2. Delays and disrupts CSS operations through probes. 3. Infiltrates CSS bases to conduct sabotage and terrorist activities. 4. Inflicts light casualties. 5. Destroys supplies and equipment.

TASK: Defend a Minefield (5-OPFOR-0023)

CONDITION: The enemy is conducting a minefield sweeping operation. The opposing forces (OPFOR) element has a minefield placed in the enemy's path. The minefield is under constant observation and fire.

STANDARD: The OPFOR element defends a minefield against an enemy element conducting a minefield sweeping operation. 1. Prevents the unit from detecting the obstacle. 2. Disrupts the minefield sweeping operation. 3. Prevents the unit from conducting the minefield sweeping operation, prevents the unit from moving all personnel through the breach, or delays the completion of the minefield sweeping operation for more than 45 minutes.

TASK: Disrupt Defensive Preparations (5-OPFOR-0018)

CONDITION: The opposing forces (OPFOR) element has located the enemy. Priority intelligence requirements (PIR) and other intelligence requirements obtained by OPFOR patrols indicate that the enemy elements are establishing defensive positions. The OPFOR element has automatic and antiarmor weapons and light mortars.

STANDARD: The OPFOR element disrupts and delays the enemy's defensive preparations. 1. Locates and penetrates the enemy's security system. 2. Forces the enemy to delay defensive preparations. 3. Disrupts the enemy's obstacle preparations.

TASK: Disrupt Quartering Party Operations (5-OPFOR-0017)

CONDITION: The enemy is conducting quartering party operations. It has established an assembly area (AA) but has not moved in the main body.

STANDARD: The opposing forces (OPFOR) element attempts to disrupt quartering party operations and infiltrate the enemy's AA. 1. Locates the quartering party and the AA. 2. Surprises the main body. 3. Penetrates the AA with squad-size probes. 4. Inflicts personnel casualties and vehicle damage. 5. Disrupts the unit's preparations (prevents or delays beyond the unit's allotted time).

TASK: Disrupt Enemy Movement and Operations Using Tactical Nuclear Weapons (5-OPFOR-0016)

CONDITION: The opposing forces (OPFOR) element has located the enemy. Priority intelligence requirements (PIR) and other intelligence requirements have been obtained by OPFOR patrols. Tactical nuclear weapons are employed against key locations in the rear area.

STANDARD: The OPFOR element disrupts enemy movement and operations. 1. Disrupts or delays the movement of the enemy's equipment and supplies to the forward areas. 2. Destroys enemy equipment and supplies. 3. Inflicts a high rate of nuclear casualties among the enemy forces. 4. Denies the enemy the use of specified areas. 5. Contaminates the enemy's equipment and supplies.

TASK: Disrupt Enemy Movement and Operations Using Persistent and Nonpersistent Chemical Weapons (5-OPFOR-0015)

CONDITION: The opposing forces (OPFOR) element has located the enemy. Priority intelligence requirements (PIR) and other intelligence requirements have been obtained by OPFOR patrols. The OPFOR units deliver chemical agents, by means of conventional artillery weapons or aircraft, along selected supply routes and key bases in the rear area.

STANDARD: The OPFOR element disrupts enemy movement and operations using persistent and nonpersistent chemical weapons. 1. Delivers chemical agents in low and densely wooded areas. 2. Delays the movement of enemy supplies and equipment to the forward areas. 3. Restricts the movement of the enemy units in the rear area. 4. Channels the movement of enemy units into predesignated ambush areas. 5. Contaminates enemy supplies and equipment. 6. Inflicts a high rate of casualties on enemy forces.

TASK: Counter Passage of Lines (5-OPFOR-0012)

CONDITION: Enemy forces are in defensive positions, but they are expected to attempt passage-of-lines operations. The opposing forces (OPFOR) received orders to disrupt enemy passage-of-lines operations.

STANDARD: The OPFOR element delays or prevents enemy passage of lines. 1. Delays the passage. 2. Prevents the company from moving all personnel through the stationary unit. 3. Engages the main body of either the moving or the stationary unit.

TASK: Disrupt Movement (5-OPFOR-0014)

CONDITION: The enemy is expected to move through the opposing forces (OPFOR) element's area of operations. The OPFOR element has received an operation order (OPORD) or fragmentary order (FRAGO) to disrupt enemy movement. The enemy has the capability to defend with direct fire and antiarmor weapons.

STANDARD: The OPFOR element delays enemy movement. 1. Delays the element. 2. Forces the element to deviate from its route. 3. Prevents the element from reaching its destination. 4. Surprises the element's main body.

TASK: Disrupt Assembly Area (AA) Activities (5-OPFOR-0013)

CONDITION: Intelligence reports indicate that platoon- and company-size enemy units are operating in the opposing forces (OPFOR) area of operations. Enemy units can defend from AAs with direct fire, antiarmor weapons, and indirect fire. The enemy has close air support (CAS) and nuclear, biological, and chemical (NBC) capabilities.

STANDARD: The OPFOR element locates and disrupts the enemy's AA activities. 1. Locates the element's AA. 2. Probes the AA with squad- or team-size elements. 3. Inflicts more than 5 percent casualties on the element. 4. Disrupts the element's preparations (prevents or delays beyond the element's allotted time).

TASK: Conduct Sniper Operations (5-OPFOR-0006)

CONDITION: The opposing forces (OPFOR) element has assigned snipers (regular or irregular elements) in the enemy's rear area along the main supply route (MSR) and near support sites.

STANDARD: The OPFOR element kills or wounds targets. 1. Sets up a well-concealed location. 2. Engages vehicle drivers or personnel on foot with short bursts of semiautomatic fire. 3. Kills or wounds selected targets. 4. Prevents the position from being discovered by enemy forces. 5. Evacuates the area without being spotted. 6. Reports all specified priority intelligence requirements (PIR) and other intelligence requirements to the OPFOR headquarters (HQ).

TASK: Conduct Air Attacks (5-OPFOR-0002)

CONDITION: The opposing forces (OPFOR) element in the rear area has forwarded the positions of the enemy support sites or the locations of moving elements. The OPFOR aircraft have been dispatched to attack enemy installations or convoys.

STANDARD: The OPFOR element attempts to delay, disrupt, or damage the enemy targets by air. 1. Locates the target (support sites or convoys). 2. Makes attack runs on the designated targets. 3. Inflicts heavy damage to the selected target. 4. Sustains no loss of aircraft. 5. Delays moving the force for more than one hour.

TASK: Surrender to the Capturing Unit on the Battlefield (5-OPFOR-0024)

CONDITION: The enemy has captured opposing forces (OPFOR) element's soldiers, documents, and equipment sensitive to the OPFOR tactical operations.

STANDARD: The OPFOR soldiers retain or destroy documents and equipment. The OPFOR element surrenders the documents and the equipment of no tactical use to the enemy and attempts to conceal or destroy items of tactical value. The OPFOR element attempts escape and evasion. 1. Prevents the successful capture of the documents and the equipment. 2. Destroys the documents and the equipment. 3. Removes identifying markings from the equipment. 4. Removes unit-identifying insignia. 5. Provides misleading information. 6. Plans an escape. 7. Delays movement to the nearest collection point. 8. Prevents safeguarding of the enemy prisoners of war (EPWs) in order to cause embarrassment to the United States (US).

TASK: Attack (5-OPFOR-0001)

CONDITION: The opposing forces (OPFOR) element has located the enemy. The priority intelligence requirements (PIR) and the other intelligence requirements have been obtained by OPFOR patrols. The OPFOR element has automatic and antiarmor weapons and light mortars.

STANDARD: The OPFOR element attempts to seize the terrain, the vehicles, or the equipment. 1. Develops an attack plan. 2. Surprises the enemy unit's main body. 3. Initiates the attack using a scheme of maneuver that exploits the enemy's flanks, gaps, and weaknesses. 4. Uses covered and concealed routes to approach the enemy forces' flanks, gaps, or weakly held areas. 5. Employs indirect fire to support the attack. 6. Penetrates enemy defenses. 7. Destroys the equipment and the supplies. 8. Inflicts heavy casualties. 9. Isolates the combat service support (CSS) base by blocking the reinforcements. 10. Forces the enemy units to displace. 11. Avoids being fixed in one position. 12. Withdraws before the CSS base is reinforced with tactical combat forces.

ELEMENTS: Two General Construction Platoons
Six General Construction Squads

TASK: Construct a Nonstandard Fixed Bridge (05-3-0619)
(FM 5-34) (FM 5-446)

ITERATION: 1 2 3 4 5 M (Circle)

COMMANDER/LEADER ASSESSMENT: T P U (Circle)

CONDITIONS: The platoon receives the mission to construct a nonstandard fixed bridge capable of passing two-lane military load class (MLC) 20 tracked and wheeled traffic along a main supply or along the lines of the communication route. A reconnaissance has been completed and a bypass is considered difficult. A construction directive with plans and specifications is provided. The site has been selected. The enemy's direct fire has been suppressed. Site security and internal communications have been established. The platoon has the required materials and construction equipment organic to the unit. Digital units have performed functionality checks, and systems are operational. Some iterations of this task should be performed in MOPP4.

TASK STANDARDS: The platoon and attachments construct a nonstandard fixed bridge ready to cross one-lane MLC 20 tracked or wheeled traffic no later than the time designated in the mission statement. Digital units send and receive reports using frequency-modulated (FM) or digital means. The time required to perform this task is increased when conducting it in mission-oriented protection posture (MOPP) 4.

TASK STEPS AND PERFORMANCE MEASURES	GO	NO-GO
<p>* 1. The platoon leader plans the construction. NOTE: Digital units have access to Digital Topographic Support System (DTSS) products to assist in the reconnaissance process.</p> <ul style="list-style-type: none"> a. Reconnoitered the site to measure the gap length and depth, check soil conditions, and identify access and egress routes and the location for materiel-storage areas. b. Determined all materiel and transportation requirements based on the mission statement. c. Submitted requests for the required construction equipment, materiel, and transportation. d. Developed a construction schedule by estimating the time required to complete individual tasks and the total project. e. Issued the order. <ul style="list-style-type: none"> (1) Demanded adherence to safety procedures in the unit's standing operating procedure (SOP) and Field Manual (FM) 5-446. (2) Outlined actions to take in the event of an enemy attack. <p>* 2. The platoon sergeant organizes work parties and the work site.</p> <ul style="list-style-type: none"> a. Organized (as a minimum) the layout, substructure, superstructure, cutting, and materiel-issue crews (additional crews may be needed for special operations such as pile driving or welding). b. Designated a safety noncommissioned officer (NCO). c. Set up materiel-storage areas containing vehicle turnarounds and camouflaged them according to the tactical situation. d. Assigned layout tasks to squads. <ul style="list-style-type: none"> (1) Established the centerline and the baseline. (2) Located abutments and intermediate supports. <p>* 3. The platoon leader manages the construction of the bridge.</p>		

TASK STEPS AND PERFORMANCE MEASURES	GO	NO-GO
<ul style="list-style-type: none"> a. Monitored safety. b. Ensured that the centerline was established according to the plans. c. Verified the location of abutments and intermediate supports. d. Managed the construction schedule. e. Maintained construction notes. f. Approved changes to the original plans. g. Submitted progress reports according to the unit's SOP. <ul style="list-style-type: none"> * 4. The platoon sergeant supervises construction of the bridge. <ul style="list-style-type: none"> a. Monitored safety. b. Reallocated personnel and equipment as needed. c. Supervised construction crews and techniques. d. Ensured adherence to plans and specifications. e. Notified the platoon leader of changes to the original plans. f. Ensured quality control. * 5. The platoon sergeant supervises site cleanup. <ul style="list-style-type: none"> a. Directed debris removal. b. Prepared excess salvageable materials for return to the battalion Supply Officer (US Army) (S4). * 6. The platoon leader or the platoon sergeant classifies the bridge. <ul style="list-style-type: none"> a. Inspected the bridge. b. Prepared Department of the Army (DA) Form 1249 showing the as-built condition. c. Classified the bridge. d. Ensured bridge classification signs were posted at both ends of the bridge. * 7. The platoon leader reports that the bridge is complete and ready for crossing traffic. <p>NOTE: Digital units populate the Force XXI Battle Command Brigade and Below (FBCB2) System with the location of the site and send reports according to the unit's tactical standing operating procedure (TACSOP).</p>		

TASK PERFORMANCE / EVALUATION SUMMARY BLOCK							
ITERATION	1	2	3	4	5	M	TOTAL
TOTAL TASK STEPS EVALUATED							
TOTAL TASK STEPS "GO"							
TRAINING STATUS "GO"/"NO-GO"							

"*" indicates a leader task step.

SUPPORTING INDIVIDUAL TASKS: NONE

SUPPORTING COLLECTIVE TASKS

Task Number	Task Title	References
05-3-0611	Construct/Repair a Bridge Abutment	ARTEP 5-417-17-MTP ARTEP 5-473-35-MTP

OPFOR TASKS AND STANDARDS

TASK: Surrender to the Capturing Unit on the Battlefield (5-OPFOR-0024)

CONDITION: The enemy has captured opposing forces (OPFOR) element's soldiers, documents, and equipment sensitive to the OPFOR tactical operations.

STANDARD: The OPFOR soldiers retain or destroy documents and equipment. The OPFOR element surrenders the documents and the equipment of no tactical use to the enemy and attempts to conceal or destroy items of tactical value. The OPFOR element attempts escape and evasion. 1. Prevents the successful capture of the documents and the equipment. 2. Destroys the documents and the equipment. 3. Removes identifying markings from the equipment. 4. Removes unit-identifying insignia. 5. Provides misleading information. 6. Plans an escape. 7. Delays movement to the nearest collection point. 8. Prevents safeguarding of the enemy prisoners of war (EPWs) in order to cause embarrassment to the United States (US).

TASK: Conduct Air Attacks (5-OPFOR-0002)

CONDITION: The opposing forces (OPFOR) element in the rear area has forwarded the positions of the enemy support sites or the locations of moving elements. The OPFOR aircraft have been dispatched to attack enemy installations or convoys.

STANDARD: The OPFOR element attempts to delay, disrupt, or damage the enemy targets by air. 1. Locates the target (support sites or convoys). 2. Makes attack runs on the designated targets. 3. Inflicts heavy damage to the selected target. 4. Sustains no loss of aircraft. 5. Delays moving the force for more than one hour.

TASK: Conduct a Raid (5-OPFOR-0004)

CONDITION: The opposing forces (OPFOR) element has occupied an objective rally point and has orders to conduct a raid on a combat service support (CSS) base.

STANDARD: The OPFOR element infiltrates the enemy's base and destroys all of the targets. 1. Surprises the enemy forces. 2. Assaults the support base and accomplishes the assigned tasks. 3. Destroys the specified equipment and supplies. 4. Avoids being decisively engaged. 5. Withdraws all personnel from the objective areas within the time prescribed. 6. Obtains all priority intelligence requirements (PIR) from the raid site. 7. Sustains only light casualties from enemy fire.

TASK: Conduct Terrorist and Saboteur Attacks (5-OPFOR-0005)

CONDITION: The opposing forces (OPFOR) element dispatches small teams into the enemy's rear area to disrupt combat service support (CSS) operations.

STANDARD: The enemy sustains disrupted command and control (C2), destroyed equipment and supplies, and light casualties. 1. Locates rear support bases and C2 facilities. 2. Delays and disrupts CSS operations through probes. 3. Infiltrates CSS bases to conduct sabotage and terrorist activities. 4. Inflicts light casualties. 5. Destroys supplies and equipment.

TASK: Conduct Sniper Operations (5-OPFOR-0006)

CONDITION: The opposing forces (OPFOR) element has assigned snipers (regular or irregular elements) in the enemy's rear area along the main supply route (MSR) and near support sites.

STANDARD: The OPFOR element kills or wounds targets. 1. Sets up a well-concealed location. 2. Engages vehicle drivers or personnel on foot with short bursts of semiautomatic fire. 3. Kills or wounds selected targets. 4. Prevents the position from being discovered by enemy forces. 5. Evacuates the area without being spotted. 6. Reports all specified priority intelligence requirements (PIR) and other intelligence requirements to the OPFOR headquarters (HQ).

TASK: Conduct an Aerial Reconnaissance (5-OPFOR-0010)

CONDITION: The opposing forces (OPFOR) headquarters (HQ) element requires intelligence on the locations and identification of the enemy elements. Aircraft is dispatched to take photographs and make a visual inspection of the enemy rear area.

STANDARD: The OPFOR element gathers photograph intelligence of the enemy. 1. Photographs the assigned sectors. 2. Makes quick visual checks where the ceiling is low. 3. Locates enemy positions in the area, particularly support and storage bases, and command and control (C2) facilities. 4. Sustains no loss of aircraft. 5. Reports priority intelligence requirements (PIR) and other information requirements to the OPFOR HQ.

TASK: Gather Intelligence (5-OPFOR-0011)

CONDITION: The opposing forces (OPFOR) small element, operating in the rear area, is planning attacks on enemy bases. Information is needed to complete the plans.

STANDARD: The OPFOR element infiltrates, gathers intelligence information, and submits its findings to the command. 1. Identifies all priority intelligence requirements (PIR) and other intelligence requirements. 2. Passes through any outpost, defensive wire, or warning devices undetected. 3. Moves to an observation point that offers cover and concealment and is clear enough to gather PIR and other intelligence requirements. 4. Gathers all PIR and other intelligence requirements. 5. Withdraws from the area undetected. 6. Reports all information to the OPFOR headquarters (HQ).

TASK: Disrupt a Net Control Station (NCS) (5-OPFOR-0019)

CONDITION: The enemy has established a NCS. The opposing forces (OPFOR) element has radio and jamming equipment.

STANDARD: The OPFOR element attempts to disrupt an NCS. 1. Attempts to locate the radio frequency that the unit is operating on. 2. Attempts to enter the radio net. 3. Attempts to issue "bogus" orders to a unit on the net. 4. Jams the radio frequency and forces the unit to go to an alternate frequency.

TASK: Maintain Contact (5-OPFOR-0003)

CONDITION: The opposing forces (OPFOR) element is engaged with enemy base-defense forces. The enemy forces are withdrawing under pressure.

STANDARD: The OPFOR element maintains enemy contact while the enemy withdraws. 1. Engages the enemy forces decisively. 2. Advances the OPFOR as the enemy forces withdraw. 3. Inflicts heavy casualties. 4. Captures the members of the enemy force. 5. Captures documents and equipment. 6. Safeguards the captured documents, the equipment, and the personnel.

TASK: Disrupt a Route Reconnaissance (5-OPFOR-0021)

CONDITION: The enemy is conducting a route reconnaissance. The opposing forces (OPFOR) element is positioned along the enemy's route.

STANDARD: The OPFOR element attempts to disrupt a squad/section conducting a route reconnaissance. 1. Prevents the unit from meeting its specified time schedule. 2. Forces the unit to deviate from its specified route. 3. Prevents the unit from reaching its assigned destination. 4. Surprises the squad/section. 5. Inflicts casualties on the unit.

TASK: Conduct an Attack (5-OPFOR-0008)

CONDITION: The enemy is conducting tactical operations. The opposing forces (OPFOR) element receives orders to attack the enemy, the area of occupation, or the main supply route (MSR) with smoke.

STANDARD: The OPFOR element disrupts the enemy's movement and smoke operations. 1. Determines the delivery method of the smoke attack. 2. Locates the target. 3. Delivers the smoke attack downwind. 4. Attacks the enemy with smoke, and surge attacks when the enemy responds to the smoke.

TASK: Disrupt Construction of Vehicle Fighting Positions (5-OPFOR-0020)

CONDITION: The opposing forces (OPFOR) element has located the enemy. The priority intelligence requirements (PIR) and other intelligence obtained by OPFOR patrols indicate the enemy is constructing vehicle fighting positions within its defensive area. The OPFOR element has automatic and antiarmor weapons and light mortars.

STANDARD: The OPFOR element attempts to disrupt the enemy's efforts to establish vehicle fighting positions. 1. Locates the defensive area. 2. Surprises the main body. 3. Penetrates the defensive area with squad-size probes. 4. Inflicts casualties on the unit. 5. Destroys vehicles. 6. Disrupts the unit's preparations (prevents or delays beyond the unit's allotted time).

TASK: Defeat Obstacles (5-OPFOR-0009)

CONDITION: The opposing forces (OPFOR) element encounters an obstacle that blocks the avenue of approach as it advances upon the enemy forces.

STANDARD: The OPFOR element bypasses or breaches the enemy obstacle. 1. Detects the obstacle before halting its main body. 2. Defeats the obstacle. a. Bypasses the obstacle without entering the engagement areas. b. Breaches the obstacle within 45 minutes and passes its entire force through the obstacle. 3. Does not incur degradation to the point that the mission must be discontinued.

TASK: Disrupt an Engineer Reconnaissance (5-OPFOR-0022)

CONDITION: The enemy is conducting an engineer reconnaissance. The opposing forces (OPFOR) element is positioned along the enemy's route.

STANDARD: The OPFOR element disrupts an engineer reconnaissance. 1. Prevents the unit from meeting its specified time schedule. 2. Forces the unit to deviate from its specified route. 3. Prevents the unit from accomplishing its assigned engineer reconnaissance. 4. Surprises the unit conducting the reconnaissance.

TASK: Conduct an Ambush (5-OPFOR-0007)

CONDITION: The enemy is moving in a convoy. The opposing forces (OPFOR) element is positioned along the enemy's route.

STANDARD: The OPFOR element inflicts casualties on the enemy and causes vehicle and equipment damage. 1. Prepares an ambush site before the element arrives. 2. Surprises march element forces. 3. Inflicts heavy casualties within the designated kill zone. 4. Inflicts heavy damage to the vehicles and the equipment within the designated kill zone. 5. Delays the march element from reaching a specified destination for a specified period of time. 6. Withdraws on order. 7. Sustains no casualties. 8. Reports actions to superiors.

TASK: Defend a Minefield (5-OPFOR-0023)

CONDITION: The enemy is conducting a minefield sweeping operation. The opposing forces (OPFOR) element has a minefield placed in the enemy's path. The minefield is under constant observation and fire.

STANDARD: The OPFOR element defends a minefield against an enemy element conducting a minefield sweeping operation. 1. Prevents the unit from detecting the obstacle. 2. Disrupts the minefield sweeping operation. 3. Prevents the unit from conducting the minefield sweeping operation, prevents the unit from moving all personnel through the breach, or delays the completion of the minefield sweeping operation for more than 45 minutes.

TASK: Disrupt Defensive Preparations (5-OPFOR-0018)

CONDITION: The opposing forces (OPFOR) element has located the enemy. Priority intelligence requirements (PIR) and other intelligence requirements obtained by OPFOR patrols indicate that the enemy elements are establishing defensive positions. The OPFOR element has automatic and antiarmor weapons and light mortars.

STANDARD: The OPFOR element disrupts and delays the enemy's defensive preparations. 1. Locates and penetrates the enemy's security system. 2. Forces the enemy to delay defensive preparations. 3. Disrupts the enemy's obstacle preparations.

TASK: Disrupt Quartering Party Operations (5-OPFOR-0017)

CONDITION: The enemy is conducting quartering party operations. It has established an assembly area (AA) but has not moved in the main body.

STANDARD: The opposing forces (OPFOR) element attempts to disrupt quartering party operations and infiltrate the enemy's AA. 1. Locates the quartering party and the AA. 2. Surprises the main body. 3. Penetrates the AA with squad-size probes. 4. Inflicts personnel casualties and vehicle damage. 5. Disrupts the unit's preparations (prevents or delays beyond the unit's allotted time).

TASK: Disrupt Enemy Movement and Operations Using Tactical Nuclear Weapons (5-OPFOR-0016)

CONDITION: The opposing forces (OPFOR) element has located the enemy. Priority intelligence requirements (PIR) and other intelligence requirements have been obtained by OPFOR patrols. Tactical nuclear weapons are employed against key locations in the rear area.

STANDARD: The OPFOR element disrupts enemy movement and operations. 1. Disrupts or delays the movement of the enemy's equipment and supplies to the forward areas. 2. Destroys enemy equipment and supplies. 3. Inflicts a high rate of nuclear casualties among the enemy forces. 4. Denies the enemy the use of specified areas. 5. Contaminates the enemy's equipment and supplies.

TASK: Disrupt Enemy Movement and Operations Using Persistent and Nonpersistent Chemical Weapons (5-OPFOR-0015)

CONDITION: The opposing forces (OPFOR) element has located the enemy. Priority intelligence requirements (PIR) and other intelligence requirements have been obtained by OPFOR patrols. The OPFOR units deliver chemical agents, by means of conventional artillery weapons or aircraft, along selected supply routes and key bases in the rear area.

STANDARD: The OPFOR element disrupts enemy movement and operations using persistent and nonpersistent chemical weapons. 1. Delivers chemical agents in low and densely wooded areas. 2. Delays the movement of enemy supplies and equipment to the forward areas. 3. Restricts the movement of the enemy units in the rear area. 4. Channels the movement of enemy units into predesignated ambush areas. 5. Contaminates enemy supplies and equipment. 6. Inflicts a high rate of casualties on enemy forces.

TASK: Counter Passage of Lines (5-OPFOR-0012)

CONDITION: Enemy forces are in defensive positions, but they are expected to attempt passage-of-lines operations. The opposing forces (OPFOR) received orders to disrupt enemy passage-of-lines operations.

STANDARD: The OPFOR element delays or prevents enemy passage of lines. 1. Delays the passage. 2. Prevents the company from moving all personnel through the stationary unit. 3. Engages the main body of either the moving or the stationary unit.

TASK: Disrupt Movement (5-OPFOR-0014)

CONDITION: The enemy is expected to move through the opposing forces (OPFOR) element's area of operations. The OPFOR element has received an operation order (OPORD) or fragmentary order (FRAGO) to disrupt enemy movement. The enemy has the capability to defend with direct fire and antiarmor weapons.

STANDARD: The OPFOR element delays enemy movement. 1. Delays the element. 2. Forces the element to deviate from its route. 3. Prevents the element from reaching its destination. 4. Surprises the element's main body.

TASK: Disrupt Assembly Area (AA) Activities (5-OPFOR-0013)

CONDITION: Intelligence reports indicate that platoon- and company-size enemy units are operating in the opposing forces (OPFOR) area of operations. Enemy units can defend from AAs with direct fire, antiarmor weapons, and indirect fire. The enemy has close air support (CAS) and nuclear, biological, and chemical (NBC) capabilities.

STANDARD: The OPFOR element locates and disrupts the enemy's AA activities. 1. Locates the element's AA. 2. Probes the AA with squad- or team-size elements. 3. Inflicts more than 5 percent casualties on the element. 4. Disrupts the element's preparations (prevents or delays beyond the element's allotted time).

TASK: Attack (5-OPFOR-0001)

CONDITION: The opposing forces (OPFOR) element has located the enemy. The priority intelligence requirements (PIR) and the other intelligence requirements have been obtained by OPFOR patrols. The OPFOR element has automatic and antiarmor weapons and light mortars.

STANDARD: The OPFOR element attempts to seize the terrain, the vehicles, or the equipment. 1. Develops an attack plan. 2. Surprises the enemy unit's main body. 3. Initiates the attack using a scheme of maneuver that exploits the enemy's flanks, gaps, and weaknesses. 4. Uses covered and concealed routes to approach the enemy forces' flanks, gaps, or weakly held areas. 5. Employs indirect fire to support the attack. 6. Penetrates enemy defenses. 7. Destroys the equipment and the supplies. 8. Inflicts heavy casualties. 9. Isolates the combat service support (CSS) base by blocking the reinforcements. 10. Forces the enemy units to displace. 11. Avoids being fixed in one position. 12. Withdraws before the CSS base is reinforced with tactical combat forces.

ELEMENTS: Two General Construction Platoons
Six General Construction Squads

TASK: Reinforce/Repair Existing Bridges (05-3-0707)
(FM 5-446) (FM 5-34)

ITERATION: 1 2 3 4 5 (Circle)
COMMANDER/LEADER ASSESSMENT: T P U (Circle)

CONDITIONS: The platoon has received a mission to reinforce and/or repair an existing bridge superstructure to allow for two-lane military load classification (MLC) 70 tracked or wheeled traffic along a combat route. A reconnaissance has been completed and a bypass is considered difficult. A method of reinforcement or repair has been selected. Enemy direct fire is suppressed and internal communications are established. Site security is provided. Required materials and equipment are available. Digital units have performed functionality checks, and systems are operational. This task should not be trained in MOPP4.

TASK STANDARDS: The platoon reinforces or repairs an existing bridge ready to cross MLC 70 tracked and wheeled traffic no later than the time designated in the mission statement. Digital units send and receive reports using frequency modulated (FM) or digital means.

TASK STEPS AND PERFORMANCE MEASURES	GO	NO-GO
<ul style="list-style-type: none"> * 1. The platoon leader plans the construction. <ul style="list-style-type: none"> a. Reconnoitered the site, evaluated the condition of the existing bridge, checked soil conditions, and located access and egress routes and materiel storage areas. b. Determined all material and transportation requirements based on the mission statement. c. Submitted requests for required construction equipment, materiel, and transportation. d. Developed a construction schedule by estimating the task durations and total project duration. e. Issued the order. <ul style="list-style-type: none"> (1) Demanded adherence to safety procedures according to the unit's standing operating procedure (SOP) and Field Manual (FM) 5-446. (2) Outlined the reaction to an enemy attack. * 2. The platoon sergeant organizes work parties and the work site. <ul style="list-style-type: none"> a. Organized (as a minimum) the layout, substructure, superstructure, cutting, and materiel issue crews. b. Appointed a safety noncommissioned officer (NCO). c. Directed the removal of old bridge debris, if present. d. Set up camouflaged materiel storage areas containing vehicle turnarounds. Camouflaged the areas according to the tactical situation. e. Assigned layout tasks to squads. <ul style="list-style-type: none"> (1) Established survey control (centerlines and baselines), as needed. (2) Located the position of new intermediate supports or abutments. * 3. The platoon leader manages the reinforcement and/or repair of the bridge. * 4. The platoon sergeant supervises the reinforcement and/or repair of the bridge. * 5. The platoon leader or the platoon sergeant reclassifies the bridge. <ul style="list-style-type: none"> a. Inspected the bridge. 		

TASK STEPS AND PERFORMANCE MEASURES	GO	NO-GO
b. Prepared a Department of the Army (DA) Form 1249 showing the new condition of the bridge. c. Calculated the new bridge classification, if qualified. If unqualified, forwarded the information to the next engineer officer qualified to classify the bridge. d. Ensured bridge classification signs were posted at both ends of the bridge. * 6. The platoon leader reports to higher headquarters (HQ) when the bridge is complete and ready for traffic crossing. NOTE: Digital units send reports and populate the Army Battle Command System (ABCS) with the location and send text messages as necessary to clearly relay pertinent information affecting the mobility and classification of the bridge according to the unit's tactical standing operating procedure (TACSOP).		

TASK PERFORMANCE / EVALUATION SUMMARY BLOCK							
ITERATION	1	2	3	4	5		TOTAL
TOTAL TASK STEPS EVALUATED							
TOTAL TASK STEPS "GO"							
TRAINING STATUS "GO"/"NO-GO"							

"*" indicates a leader task step.

SUPPORTING INDIVIDUAL TASKS

Task Number	Task Title	References
052-196-4013	Determine the Military Load Classification (MLC) of a Timber-Trestle Bridge	STP 5-12B24-SM-TG
052-196-4014	Determine the Military Load Classification (MLC) of a Concrete T-Beam Bridge	STP 5-12B24-SM-TG
052-196-4015	Determine the Military Load Classification (MLC) of a Concrete Slab Bridge	STP 5-12B24-SM-TG
071-326-5505	Issue an Oral Operation Order	STP 5-12B24-SM-TG STP 5-62G13-SM-TG

SUPPORTING COLLECTIVE TASKS: NONE

OPFOR TASKS AND STANDARDS

TASK: Conduct an Ambush (5-OPFOR-0007)

CONDITION: The enemy is moving in a convoy. The opposing forces (OPFOR) element is positioned along the enemy's route.

STANDARD: The OPFOR element inflicts casualties on the enemy and causes vehicle and equipment damage. 1. Prepares an ambush site before the element arrives. 2. Surprises march element forces. 3. Inflicts heavy casualties within the designated kill zone. 4. Inflicts heavy damage to the vehicles and the equipment within the designated kill zone. 5. Delays the march element from reaching a specified destination for a specified period of time. 6. Withdraws on order. 7. Sustains no casualties. 8. Reports actions to superiors.

TASK: Maintain Contact (5-OPFOR-0003)

CONDITION: The opposing forces (OPFOR) element is engaged with enemy base-defense forces. The enemy forces are withdrawing under pressure.

STANDARD: The OPFOR element maintains enemy contact while the enemy withdraws. 1. Engages the enemy forces decisively. 2. Advances the OPFOR as the enemy forces withdraw. 3. Inflicts heavy casualties. 4. Captures the members of the enemy force. 5. Captures documents and equipment. 6. Safeguards the captured documents, the equipment, and the personnel.

TASK: Surrender to the Capturing Unit on the Battlefield (5-OPFOR-0024)

CONDITION: The enemy has captured opposing forces (OPFOR) element's soldiers, documents, and equipment sensitive to the OPFOR tactical operations.

STANDARD: The OPFOR soldiers retain or destroy documents and equipment. The OPFOR element surrenders the documents and the equipment of no tactical use to the enemy and attempts to conceal or destroy items of tactical value. The OPFOR element attempts escape and evasion. 1. Prevents the successful capture of the documents and the equipment. 2. Destroys the documents and the equipment. 3. Removes identifying markings from the equipment. 4. Removes unit-identifying insignia. 5. Provides misleading information. 6. Plans an escape. 7. Delays movement to the nearest collection point. 8. Prevents safeguarding of the enemy prisoners of war (EPWs) in order to cause embarrassment to the United States (US).

TASK: Conduct a Raid (5-OPFOR-0004)

CONDITION: The opposing forces (OPFOR) element has occupied an objective rally point and has orders to conduct a raid on a combat service support (CSS) base.

STANDARD: The OPFOR element infiltrates the enemy's base and destroys all of the targets. 1. Surprises the enemy forces. 2. Assaults the support base and accomplishes the assigned tasks. 3. Destroys the specified equipment and supplies. 4. Avoids being decisively engaged. 5. Withdraws all personnel from the objective areas within the time prescribed. 6. Obtains all priority intelligence requirements (PIR) from the raid site. 7. Sustains only light casualties from enemy fire.

TASK: Conduct an Attack (5-OPFOR-0008)

CONDITION: The enemy is conducting tactical operations. The opposing forces (OPFOR) element receives orders to attack the enemy, the area of occupation, or the main supply route (MSR) with smoke.

STANDARD: The OPFOR element disrupts the enemy's movement and smoke operations. 1. Determines the delivery method of the smoke attack. 2. Locates the target. 3. Delivers the smoke attack downwind. 4. Attacks the enemy with smoke, and surge attacks when the enemy responds to the smoke.

TASK: Disrupt a Net Control Station (NCS) (5-OPFOR-0019)

CONDITION: The enemy has established a NCS. The opposing forces (OPFOR) element has radio and jamming equipment.

STANDARD: The OPFOR element attempts to disrupt an NCS. 1. Attempts to locate the radio frequency that the unit is operating on. 2. Attempts to enter the radio net. 3. Attempts to issue "bogus" orders to a unit on the net. 4. Jams the radio frequency and forces the unit to go to an alternate frequency.

TASK: Disrupt Construction of Vehicle Fighting Positions (5-OPFOR-0020)

CONDITION: The opposing forces (OPFOR) element has located the enemy. The priority intelligence requirements (PIR) and other intelligence obtained by OPFOR patrols indicate the enemy is constructing vehicle fighting positions within its defensive area. The OPFOR element has automatic and antiarmor weapons and light mortars.

STANDARD: The OPFOR element attempts to disrupt the enemy's efforts to establish vehicle fighting positions. 1. Locates the defensive area. 2. Surprises the main body. 3. Penetrates the defensive area with squad-size probes. 4. Inflicts casualties on the unit. 5. Destroys vehicles. 6. Disrupts the unit's preparations (prevents or delays beyond the unit's allotted time).

TASK: Defeat Obstacles (5-OPFOR-0009)

CONDITION: The opposing forces (OPFOR) element encounters an obstacle that blocks the avenue of approach as it advances upon the enemy forces.

STANDARD: The OPFOR element bypasses or breaches the enemy obstacle. 1. Detects the obstacle before halting its main body. 2. Defeats the obstacle. a. Bypasses the obstacle without entering the engagement areas. b. Breaches the obstacle within 45 minutes and passes its entire force through the obstacle. 3. Does not incur degradation to the point that the mission must be discontinued.

TASK: Disrupt an Engineer Reconnaissance (5-OPFOR-0022)

CONDITION: The enemy is conducting an engineer reconnaissance. The opposing forces (OPFOR) element is positioned along the enemy's route.

STANDARD: The OPFOR element disrupts an engineer reconnaissance. 1. Prevents the unit from meeting its specified time schedule. 2. Forces the unit to deviate from its specified route. 3. Prevents the unit from accomplishing its assigned engineer reconnaissance. 4. Surprises the unit conducting the reconnaissance.

TASK: Conduct an Aerial Reconnaissance (5-OPFOR-0010)

CONDITION: The opposing forces (OPFOR) headquarters (HQ) element requires intelligence on the locations and identification of the enemy elements. Aircraft is dispatched to take photographs and make a visual inspection of the enemy rear area.

STANDARD: The OPFOR element gathers photograph intelligence of the enemy. 1. Photographs the assigned sectors. 2. Makes quick visual checks where the ceiling is low. 3. Locates enemy positions in the area, particularly support and storage bases, and command and control (C2) facilities. 4. Sustains no loss of aircraft. 5. Reports priority intelligence requirements (PIR) and other information requirements to the OPFOR HQ.

TASK: Conduct Terrorist and Saboteur Attacks (5-OPFOR-0005)

CONDITION: The opposing forces (OPFOR) element dispatches small teams into the enemy's rear area to disrupt combat service support (CSS) operations.

STANDARD: The enemy sustains disrupted command and control (C2), destroyed equipment and supplies, and light casualties. 1. Locates rear support bases and C2 facilities. 2. Delays and disrupts CSS operations through probes. 3. Infiltrates CSS bases to conduct sabotage and terrorist activities. 4. Inflicts light casualties. 5. Destroys supplies and equipment.

TASK: Disrupt a Route Reconnaissance (5-OPFOR-0021)

CONDITION: The enemy is conducting a route reconnaissance. The opposing forces (OPFOR) element is positioned along the enemy's route.

STANDARD: The OPFOR element attempts to disrupt a squad/section conducting a route reconnaissance. 1. Prevents the unit from meeting its specified time schedule. 2. Forces the unit to deviate from its specified route. 3. Prevents the unit from reaching its assigned destination. 4. Surprises the squad/section. 5. Inflicts casualties on the unit.

TASK: Disrupt Defensive Preparations (5-OPFOR-0018)

CONDITION: The opposing forces (OPFOR) element has located the enemy. Priority intelligence requirements (PIR) and other intelligence requirements obtained by OPFOR patrols indicate that the enemy elements are establishing defensive positions. The OPFOR element has automatic and antiarmor weapons and light mortars.

STANDARD: The OPFOR element disrupts and delays the enemy's defensive preparations. 1. Locates and penetrates the enemy's security system. 2. Forces the enemy to delay defensive preparations. 3. Disrupts the enemy's obstacle preparations.

TASK: Disrupt Quartering Party Operations (5-OPFOR-0017)

CONDITION: The enemy is conducting quartering party operations. It has established an assembly area (AA) but has not moved in the main body.

STANDARD: The opposing forces (OPFOR) element attempts to disrupt quartering party operations and infiltrate the enemy's AA. 1. Locates the quartering party and the AA. 2. Surprises the main body. 3. Penetrates the AA with squad-size probes. 4. Inflicts personnel casualties and vehicle damage. 5. Disrupts the unit's preparations (prevents or delays beyond the unit's allotted time).

TASK: Disrupt Enemy Movement and Operations Using Tactical Nuclear Weapons (5-OPFOR-0016)

CONDITION: The opposing forces (OPFOR) element has located the enemy. Priority intelligence requirements (PIR) and other intelligence requirements have been obtained by OPFOR patrols. Tactical nuclear weapons are employed against key locations in the rear area.

STANDARD: The OPFOR element disrupts enemy movement and operations. 1. Disrupts or delays the movement of the enemy's equipment and supplies to the forward areas. 2. Destroys enemy equipment and supplies. 3. Inflicts a high rate of nuclear casualties among the enemy forces. 4. Denies the enemy the use of specified areas. 5. Contaminates the enemy's equipment and supplies.

TASK: Disrupt Enemy Movement and Operations Using Persistent and Nonpersistent Chemical Weapons (5-OPFOR-0015)

CONDITION: The opposing forces (OPFOR) element has located the enemy. Priority intelligence requirements (PIR) and other intelligence requirements have been obtained by OPFOR patrols. The OPFOR units deliver chemical agents, by means of conventional artillery weapons or aircraft, along selected supply routes and key bases in the rear area.

STANDARD: The OPFOR element disrupts enemy movement and operations using persistent and nonpersistent chemical weapons. 1. Delivers chemical agents in low and densely wooded areas. 2. Delays the movement of enemy supplies and equipment to the forward areas. 3. Restricts the movement of the enemy units in the rear area. 4. Channels the movement of enemy units into predesignated ambush areas. 5. Contaminates enemy supplies and equipment. 6. Inflicts a high rate of casualties on enemy forces.

TASK: Counter Passage of Lines (5-OPFOR-0012)

CONDITION: Enemy forces are in defensive positions, but they are expected to attempt passage-of-lines operations. The opposing forces (OPFOR) received orders to disrupt enemy passage-of-lines operations.

STANDARD: The OPFOR element delays or prevents enemy passage of lines. 1. Delays the passage. 2. Prevents the company from moving all personnel through the stationary unit. 3. Engages the main body of either the moving or the stationary unit.

TASK: Disrupt Movement (5-OPFOR-0014)

CONDITION: The enemy is expected to move through the opposing forces (OPFOR) element's area of operations. The OPFOR element has received an operation order (OPORD) or fragmentary order (FRAGO) to disrupt enemy movement. The enemy has the capability to defend with direct fire and antiarmor weapons.

STANDARD: The OPFOR element delays enemy movement. 1. Delays the element. 2. Forces the element to deviate from its route. 3. Prevents the element from reaching its destination. 4. Surprises the element's main body.

TASK: Disrupt Assembly Area (AA) Activities (5-OPFOR-0013)

CONDITION: Intelligence reports indicate that platoon- and company-size enemy units are operating in the opposing forces (OPFOR) area of operations. Enemy units can defend from AAs with direct fire, antiarmor weapons, and indirect fire. The enemy has close air support (CAS) and nuclear, biological, and chemical (NBC) capabilities.

STANDARD: The OPFOR element locates and disrupts the enemy's AA activities. 1. Locates the element's AA. 2. Probes the AA with squad- or team-size elements. 3. Inflicts more than 5 percent casualties on the element. 4. Disrupts the element's preparations (prevents or delays beyond the element's allotted time).

TASK: Conduct Sniper Operations (5-OPFOR-0006)

CONDITION: The opposing forces (OPFOR) element has assigned snipers (regular or irregular elements) in the enemy's rear area along the main supply route (MSR) and near support sites.

STANDARD: The OPFOR element kills or wounds targets. 1. Sets up a well-concealed location. 2. Engages vehicle drivers or personnel on foot with short bursts of semiautomatic fire. 3. Kills or wounds selected targets. 4. Prevents the position from being discovered by enemy forces. 5. Evacuates the area without being spotted. 6. Reports all specified priority intelligence requirements (PIR) and other intelligence requirements to the OPFOR headquarters (HQ).

TASK: Conduct Air Attacks (5-OPFOR-0002)

CONDITION: The opposing forces (OPFOR) element in the rear area has forwarded the positions of the enemy support sites or the locations of moving elements. The OPFOR aircraft have been dispatched to attack enemy installations or convoys.

STANDARD: The OPFOR element attempts to delay, disrupt, or damage the enemy targets by air. 1. Locates the target (support sites or convoys). 2. Makes attack runs on the designated targets. 3. Inflicts heavy damage to the selected target. 4. Sustains no loss of aircraft. 5. Delays moving the force for more than one hour.

TASK: Attack (5-OPFOR-0001)

CONDITION: The opposing forces (OPFOR) element has located the enemy. The priority intelligence requirements (PIR) and the other intelligence requirements have been obtained by OPFOR patrols. The OPFOR element has automatic and antiarmor weapons and light mortars.

STANDARD: The OPFOR element attempts to seize the terrain, the vehicles, or the equipment. 1. Develops an attack plan. 2. Surprises the enemy unit's main body. 3. Initiates the attack using a scheme of maneuver that exploits the enemy's flanks, gaps, and weaknesses. 4. Uses covered and concealed routes to approach the enemy forces' flanks, gaps, or weakly held areas. 5. Employs indirect fire to support the attack. 6. Penetrates enemy defenses. 7. Destroys the equipment and the supplies. 8. Inflicts heavy casualties. 9. Isolates the combat service support (CSS) base by blocking the reinforcements. 10. Forces the enemy units to displace. 11. Avoids being fixed in one position. 12. Withdraws before the CSS base is reinforced with tactical combat forces.

TASK: Defend a Minefield (5-OPFOR-0023)

CONDITION: The enemy is conducting a minefield sweeping operation. The opposing forces (OPFOR) element has a minefield placed in the enemy's path. The minefield is under constant observation and fire.

STANDARD: The OPFOR element defends a minefield against an enemy element conducting a minefield sweeping operation. 1. Prevents the unit from detecting the obstacle. 2. Disrupts the minefield sweeping operation. 3. Prevents the unit from conducting the minefield sweeping operation, prevents the unit from moving all personnel through the breach, or delays the completion of the minefield sweeping operation for more than 45 minutes.

ELEMENTS: Two General Construction Platoons
Six General Construction Squads

TASK: Assemble and Install Culverts (05-3-0710)
(FM 5-34) (FM 5-430-00-1) (FM 5-430-00-2)

ITERATION: 1 2 3 4 5 M (Circle)

COMMANDER/LEADER ASSESSMENT: T P U (Circle)

CONDITIONS: The element receives a mission to install a culvert across a road. The mission statement specifies the general location, the availability of corrugated metal pipe (CMP), and the completion time. Digital units have performed functionality checks, and systems are operational. Some iterations of this task should be performed in MOPP4.

TASK STANDARDS: The platoon designs and installs the culvert to provide drainage for area runoff and to support the military load classification (MLC) traffic for the road, no later than the time specified in the operation order (OPORD). Digital units send and receive orders and reports using frequency modulated (FM) or digital means. The time required to perform this task is increased when conducting it in mission-oriented protection posture (MOPP) 4.

TASK STEPS AND PERFORMANCE MEASURES	GO	NO-GO
<p>* 1. The platoon leader conducts troop-leading procedures. In addition, the platoon leader coordinates with the company for construction equipment, tools, and materials.</p> <p>* 2. The platoon leader or the platoon sergeant establishes jobsite security.</p> <p>* 3. The platoon leader sizes the culvert.</p> <p style="margin-left: 20px;">a. Determined the runoff using the field expedient $Q = 2ARC$ method, where-- $Q =$ Total runoff in cubic feet per second (cfs). $A =$ Drainage area in acres. $R =$ Rainfall intensity. $C =$ Coefficient factor.</p> <p>NOTE: This method is applicable only to drainage areas of 100 acres or less.</p> <p style="margin-left: 20px;">b. Determined the culvert size and number of pipes. Used only available culvert sizes in the calculation.</p> <p>4. The platoon prepares the culvert site.</p> <p style="margin-left: 20px;">a. Selected the specific culvert location. The culvert followed an established drainage channel if one existed. Placed the culvert perpendicular to the road centerline where no channel existed. For a ditch-relief culvert, placed the culvert at a 60-degree angle to the roadside ditch.</p> <p style="margin-left: 20px;">b. Ensured that the culvert invert elevation was at or below the bottom of the existing natural drainage channel or ditch.</p> <p style="margin-left: 20px;">c. Ensured that the culvert slope was between 0.5 percent and 2.0 percent.</p> <p>NOTE: A slope less than 0.5 percent is unacceptable. Slopes greater than 2.0 percent require erosion control at the culvert outlet, such as riprap.</p> <p>5. The platoon prepares the culvert trench.</p> <p style="margin-left: 20px;">a. Ensured that the trench for the culvert bed had the proper slope and adequate depth for the bed, culvert, and cover. The depth of the culvert bed was at least one-tenth of the culvert diameter. Cover was equal to the greater of one half of the culvert diameter or 30 centimeters.</p>		

TASK STEPS AND PERFORMANCE MEASURES	GO	NO-GO
<p>b. Ensured that the trench width provided for the culvert diameter, side spacing and, if multiple pipes are installed, interculvert spacing. The side and interculvert spacing was one-half of the culvert diameter.</p> <p>c. Installed shoring before emplacing the culvert if the trench was deeper than shoulder height of the soldiers in it and the sides were not cut back to their natural angle of repose.</p> <p>6. The platoon installs the culvert.</p> <p>NOTE: The ditch has no standing or running water in it when installation begins. The culvert bed, made of granular fill, is placed and compacted in 15-centimeter lifts. The minimum depth of the bed is one-tenth of the culvert diameter.</p> <p>a. Assembled the CMP culvert.</p> <p>(1) Constructed the CMP bottom section downstream to upstream.</p> <p>(2) Lapped the upstream CMP section from upstream to downstream.</p> <p>(3) Centered the top sections over the bottom section joints.</p> <p>(4) Offset the first top section in the downstream direction about one-half section.</p> <p>(5) Bolted all joints where three sections of pipe overlapped.</p> <p>b. Placed and compacted the backfill in 15-centimeter lifts.</p> <p>c. Constructed the upstream headwall using sandbags, timber, or rock.</p> <p>d. Constructed the downstream headwall if time permitted. If no downstream headwall was constructed, the CMP extended a minimum of 61 centimeters beyond the toe of the slope.</p> <p>* 7. The platoon leader submits status reports to the company according to the unit's standing operating procedure (SOP).</p>		

TASK PERFORMANCE / EVALUATION SUMMARY BLOCK							
ITERATION	1	2	3	4	5	M	TOTAL
TOTAL TASK STEPS EVALUATED							
TOTAL TASK STEPS "GO"							
TRAINING STATUS "GO"/"NO-GO"							

"*" indicates a leader task step.

SUPPORTING INDIVIDUAL TASKS: NONE

SUPPORTING COLLECTIVE TASKS

Task Number	Task Title	References
05-1-0721	Plan/Control Augmentation Support	ARTEP 5-025-66-MTP ARTEP 5-155-66-MTP ARTEP 5-215-66-MTP ARTEP 5-415-66-MTP ARTEP 5-425-66-MTP ARTEP 5-445-64-MTP ARTEP 5-445-66-MTP ARTEP 5-500-66-MTP ARTEP 5-520-10-MTP ARTEP 5-520-12-MTP ARTEP 5-520-14-MTP

SUPPORTING COLLECTIVE TASKS

Task Number	Task Title	References
05-2-7008	Prepare an Operation Order (OPORD) (Company/Platoon)	ARTEP 5-530-14-MTP
		ARTEP 5-530-16-MTP
		ARTEP 5-605-66-MTP
		ARTEP 5-615-66-MTP
		ARTEP 5-026-34-MTP
		ARTEP 5-027-10-MTP
		ARTEP 5-027-35-MTP
		ARTEP 5-053-11-MTP
		ARTEP 5-053-12-MTP
		ARTEP 5-053-35-MTP
		ARTEP 5-063-10-MTP
		ARTEP 5-063-11-MTP
		ARTEP 5-063-35-MTP
		ARTEP 5-113-11-MTP
		ARTEP 5-113-12-MTP
		ARTEP 5-113-35-MTP
		ARTEP 5-145-12-MTP
		ARTEP 5-145-32-MTP
		ARTEP 5-156-34-MTP
		ARTEP 5-157-10-MTP
		ARTEP 5-157-35-MTP
		ARTEP 5-216-34-MTP
		ARTEP 5-217-10-MTP
		ARTEP 5-217-35-MTP
		ARTEP 5-335-60-MTP
		ARTEP 5-335-65-MTP
		ARTEP 5-335-70-MTP
		ARTEP 5-336-34-MTP
		ARTEP 5-337-10-MTP
		ARTEP 5-337-35-MTP
		ARTEP 5-413-35-MTP
		ARTEP 5-416-14-MTP
		ARTEP 5-416-34-MTP
ARTEP 5-417-13-MTP		
ARTEP 5-423-11-MTP		
ARTEP 5-423-35-MTP		
ARTEP 5-424-35-MTP		
ARTEP 5-426-34-MTP		
ARTEP 5-427-10-MTP		
ARTEP 5-427-35-MTP		
ARTEP 5-434-35-MTP		
ARTEP 5-436-35-MTP		
ARTEP 5-436-37-MTP		
ARTEP 5-437-10-MTP		
ARTEP 5-437-11-MTP		
ARTEP 5-437-36-MTP		
ARTEP 5-437-38-MTP		
ARTEP 5-446-34-MTP		
ARTEP 5-446-36-MTP		
ARTEP 5-447-10-MTP		
ARTEP 5-447-11-MTP		
ARTEP 5-447-35-MTP		

SUPPORTING COLLECTIVE TASKS

Task Number	Task Title	References
		ARTEP 5-447-37-MTP
		ARTEP 5-463-10-MTP
		ARTEP 5-463-12-MTP
		ARTEP 5-463-15-MTP
		ARTEP 5-463-17-MTP
		ARTEP 5-463-35-MTP
		ARTEP 5-463-36-MTP
		ARTEP 5-473-35-MTP
		ARTEP 5-500-66-MTP
		ARTEP 5-520-10-MTP
		ARTEP 5-520-12-MTP
		ARTEP 5-520-14-MTP
		ARTEP 5-530-14-MTP
		ARTEP 5-530-16-MTP
		ARTEP 5-603-35-MTP
		ARTEP 5-605-66-MTP
		ARTEP 5-607-35-MTP
		ARTEP 5-608-35-MTP
		ARTEP 5-616-34-MTP
		ARTEP 5-617-10-MTP
		ARTEP 5-617-11-MTP
		ARTEP 5-617-35-MTP

OPFOR TASKS AND STANDARDS

TASK: Surrender to the Capturing Unit on the Battlefield (5-OPFOR-0024)

CONDITION: The enemy has captured opposing forces (OPFOR) element's soldiers, documents, and equipment sensitive to the OPFOR tactical operations.

STANDARD: The OPFOR soldiers retain or destroy documents and equipment. The OPFOR element surrenders the documents and the equipment of no tactical use to the enemy and attempts to conceal or destroy items of tactical value. The OPFOR element attempts escape and evasion. 1. Prevents the successful capture of the documents and the equipment. 2. Destroys the documents and the equipment. 3. Removes identifying markings from the equipment. 4. Removes unit-identifying insignia. 5. Provides misleading information. 6. Plans an escape. 7. Delays movement to the nearest collection point. 8. Prevents safeguarding of the enemy prisoners of war (EPWs) in order to cause embarrassment to the United States (US).

TASK: Conduct Air Attacks (5-OPFOR-0002)

CONDITION: The opposing forces (OPFOR) element in the rear area has forwarded the positions of the enemy support sites or the locations of moving elements. The OPFOR aircraft have been dispatched to attack enemy installations or convoys.

STANDARD: The OPFOR element attempts to delay, disrupt, or damage the enemy targets by air. 1. Locates the target (support sites or convoys). 2. Makes attack runs on the designated targets. 3. Inflicts heavy damage to the selected target. 4. Sustains no loss of aircraft. 5. Delays moving the force for more than one hour.

TASK: Conduct Terrorist and Saboteur Attacks (5-OPFOR-0005)

CONDITION: The opposing forces (OPFOR) element dispatches small teams into the enemy's rear area to disrupt combat service support (CSS) operations.

STANDARD: The enemy sustains disrupted command and control (C2), destroyed equipment and supplies, and light casualties. 1. Locates rear support bases and C2 facilities. 2. Delays and disrupts CSS operations through probes. 3. Infiltrates CSS bases to conduct sabotage and terrorist activities. 4. Inflicts light casualties. 5. Destroys supplies and equipment.

TASK: Conduct Sniper Operations (5-OPFOR-0006)

CONDITION: The opposing forces (OPFOR) element has assigned snipers (regular or irregular elements) in the enemy's rear area along the main supply route (MSR) and near support sites.

STANDARD: The OPFOR element kills or wounds targets. 1. Sets up a well-concealed location. 2. Engages vehicle drivers or personnel on foot with short bursts of semiautomatic fire. 3. Kills or wounds selected targets. 4. Prevents the position from being discovered by enemy forces. 5. Evacuates the area without being spotted. 6. Reports all specified priority intelligence requirements (PIR) and other intelligence requirements to the OPFOR headquarters (HQ).

TASK: Conduct an Attack (5-OPFOR-0008)

CONDITION: The enemy is conducting tactical operations. The opposing forces (OPFOR) element receives orders to attack the enemy, the area of occupation, or the main supply route (MSR) with smoke.

STANDARD: The OPFOR element disrupts the enemy's movement and smoke operations. 1. Determines the delivery method of the smoke attack. 2. Locates the target. 3. Delivers the smoke attack downwind. 4. Attacks the enemy with smoke, and surge attacks when the enemy responds to the smoke.

TASK: Conduct an Aerial Reconnaissance (5-OPFOR-0010)

CONDITION: The opposing forces (OPFOR) headquarters (HQ) element requires intelligence on the locations and identification of the enemy elements. Aircraft is dispatched to take photographs and make a visual inspection of the enemy rear area.

STANDARD: The OPFOR element gathers photograph intelligence of the enemy. 1. Photographs the assigned sectors. 2. Makes quick visual checks where the ceiling is low. 3. Locates enemy positions in the area, particularly support and storage bases, and command and control (C2) facilities. 4. Sustains no loss of aircraft. 5. Reports priority intelligence requirements (PIR) and other information requirements to the OPFOR HQ.

TASK: Gather Intelligence (5-OPFOR-0011)

CONDITION: The opposing forces (OPFOR) small element, operating in the rear area, is planning attacks on enemy bases. Information is needed to complete the plans.

STANDARD: The OPFOR element infiltrates, gathers intelligence information, and submits its findings to the command. 1. Identifies all priority intelligence requirements (PIR) and other intelligence requirements. 2. Passes through any outpost, defensive wire, or warning devices undetected. 3. Moves to an observation point that offers cover and concealment and is clear enough to gather PIR and other intelligence requirements. 4. Gathers all PIR and other intelligence requirements. 5. Withdraws from the area undetected. 6. Reports all information to the OPFOR headquarters (HQ).

TASK: Disrupt Movement (5-OPFOR-0014)

CONDITION: The enemy is expected to move through the opposing forces (OPFOR) element's area of operations. The OPFOR element has received an operation order (OPORD) or fragmentary order (FRAGO) to disrupt enemy movement. The enemy has the capability to defend with direct fire and antiarmor weapons.

STANDARD: The OPFOR element delays enemy movement. 1. Delays the element. 2. Forces the element to deviate from its route. 3. Prevents the element from reaching its destination. 4. Surprises the element's main body.

TASK: Maintain Contact (5-OPFOR-0003)

CONDITION: The opposing forces (OPFOR) element is engaged with enemy base-defense forces. The enemy forces are withdrawing under pressure.

STANDARD: The OPFOR element maintains enemy contact while the enemy withdraws. 1. Engages the enemy forces decisively. 2. Advances the OPFOR as the enemy forces withdraw. 3. Inflicts heavy casualties. 4. Captures the members of the enemy force. 5. Captures documents and equipment. 6. Safeguards the captured documents, the equipment, and the personnel.

TASK: Conduct a Raid (5-OPFOR-0004)

CONDITION: The opposing forces (OPFOR) element has occupied an objective rally point and has orders to conduct a raid on a combat service support (CSS) base.

STANDARD: The OPFOR element infiltrates the enemy's base and destroys all of the targets. 1. Surprises the enemy forces. 2. Assaults the support base and accomplishes the assigned tasks. 3. Destroys the specified equipment and supplies. 4. Avoids being decisively engaged. 5. Withdraws all personnel from the objective areas within the time prescribed. 6. Obtains all priority intelligence requirements (PIR) from the raid site. 7. Sustains only light casualties from enemy fire.

TASK: Disrupt a Net Control Station (NCS) (5-OPFOR-0019)

CONDITION: The enemy has established a NCS. The opposing forces (OPFOR) element has radio and jamming equipment.

STANDARD: The OPFOR element attempts to disrupt an NCS. 1. Attempts to locate the radio frequency that the unit is operating on. 2. Attempts to enter the radio net. 3. Attempts to issue "bogus" orders to a unit on the net. 4. Jams the radio frequency and forces the unit to go to an alternate frequency.

TASK: Disrupt Construction of Vehicle Fighting Positions (5-OPFOR-0020)

CONDITION: The opposing forces (OPFOR) element has located the enemy. The priority intelligence requirements (PIR) and other intelligence obtained by OPFOR patrols indicate the enemy is constructing vehicle fighting positions within its defensive area. The OPFOR element has automatic and antiarmor weapons and light mortars.

STANDARD: The OPFOR element attempts to disrupt the enemy's efforts to establish vehicle fighting positions. 1. Locates the defensive area. 2. Surprises the main body. 3. Penetrates the defensive area with squad-size probes. 4. Inflicts casualties on the unit. 5. Destroys vehicles. 6. Disrupts the unit's preparations (prevents or delays beyond the unit's allotted time).

TASK: Defeat Obstacles (5-OPFOR-0009)

CONDITION: The opposing forces (OPFOR) element encounters an obstacle that blocks the avenue of approach as it advances upon the enemy forces.

STANDARD: The OPFOR element bypasses or breaches the enemy obstacle. 1. Detects the obstacle before halting its main body. 2. Defeats the obstacle. a. Bypasses the obstacle without entering the engagement areas. b. Breaches the obstacle within 45 minutes and passes its entire force through the obstacle. 3. Does not incur degradation to the point that the mission must be discontinued.

TASK: Disrupt an Engineer Reconnaissance (5-OPFOR-0022)

CONDITION: The enemy is conducting an engineer reconnaissance. The opposing forces (OPFOR) element is positioned along the enemy's route.

STANDARD: The OPFOR element disrupts an engineer reconnaissance. 1. Prevents the unit from meeting its specified time schedule. 2. Forces the unit to deviate from its specified route. 3. Prevents the unit from accomplishing its assigned engineer reconnaissance. 4. Surprises the unit conducting the reconnaissance.

TASK: Conduct an Ambush (5-OPFOR-0007)

CONDITION: The enemy is moving in a convoy. The opposing forces (OPFOR) element is positioned along the enemy's route.

STANDARD: The OPFOR element inflicts casualties on the enemy and causes vehicle and equipment damage. 1. Prepares an ambush site before the element arrives. 2. Surprises march element forces. 3. Inflicts heavy casualties within the designated kill zone. 4. Inflicts heavy damage to the vehicles and the equipment within the designated kill zone. 5. Delays the march element from reaching a specified destination for a specified period of time. 6. Withdraws on order. 7. Sustains no casualties. 8. Reports actions to superiors.

TASK: Disrupt a Route Reconnaissance (5-OPFOR-0021)

CONDITION: The enemy is conducting a route reconnaissance. The opposing forces (OPFOR) element is positioned along the enemy's route.

STANDARD: The OPFOR element attempts to disrupt a squad/section conducting a route reconnaissance. 1. Prevents the unit from meeting its specified time schedule. 2. Forces the unit to deviate from its specified route. 3. Prevents the unit from reaching its assigned destination. 4. Surprises the squad/section. 5. Inflicts casualties on the unit.

TASK: Disrupt Defensive Preparations (5-OPFOR-0018)

CONDITION: The opposing forces (OPFOR) element has located the enemy. Priority intelligence requirements (PIR) and other intelligence requirements obtained by OPFOR patrols indicate that the enemy elements are establishing defensive positions. The OPFOR element has automatic and antiarmor weapons and light mortars.

STANDARD: The OPFOR element disrupts and delays the enemy's defensive preparations. 1. Locates and penetrates the enemy's security system. 2. Forces the enemy to delay defensive preparations. 3. Disrupts the enemy's obstacle preparations.

TASK: Disrupt Quartering Party Operations (5-OPFOR-0017)

CONDITION: The enemy is conducting quartering party operations. It has established an assembly area (AA) but has not moved in the main body.

STANDARD: The opposing forces (OPFOR) element attempts to disrupt quartering party operations and infiltrate the enemy's AA. 1. Locates the quartering party and the AA. 2. Surprises the main body. 3. Penetrates the AA with squad-size probes. 4. Inflicts personnel casualties and vehicle damage. 5. Disrupts the unit's preparations (prevents or delays beyond the unit's allotted time).

TASK: Disrupt Enemy Movement and Operations Using Tactical Nuclear Weapons (5-OPFOR-0016)

CONDITION: The opposing forces (OPFOR) element has located the enemy. Priority intelligence requirements (PIR) and other intelligence requirements have been obtained by OPFOR patrols. Tactical nuclear weapons are employed against key locations in the rear area.

STANDARD: The OPFOR element disrupts enemy movement and operations. 1. Disrupts or delays the movement of the enemy's equipment and supplies to the forward areas. 2. Destroys enemy equipment and supplies. 3. Inflicts a high rate of nuclear casualties among the enemy forces. 4. Denies the enemy the use of specified areas. 5. Contaminates the enemy's equipment and supplies.

TASK: Disrupt Enemy Movement and Operations Using Persistent and Nonpersistent Chemical Weapons (5-OPFOR-0015)

CONDITION: The opposing forces (OPFOR) element has located the enemy. Priority intelligence requirements (PIR) and other intelligence requirements have been obtained by OPFOR patrols. The OPFOR units deliver chemical agents, by means of conventional artillery weapons or aircraft, along selected supply routes and key bases in the rear area.

STANDARD: The OPFOR element disrupts enemy movement and operations using persistent and nonpersistent chemical weapons. 1. Delivers chemical agents in low and densely wooded areas. 2. Delays the movement of enemy supplies and equipment to the forward areas. 3. Restricts the movement of the enemy units in the rear area. 4. Channels the movement of enemy units into predesignated ambush areas. 5. Contaminates enemy supplies and equipment. 6. Inflicts a high rate of casualties on enemy forces.

TASK: Counter Passage of Lines (5-OPFOR-0012)

CONDITION: Enemy forces are in defensive positions, but they are expected to attempt passage-of-lines operations. The opposing forces (OPFOR) received orders to disrupt enemy passage-of-lines operations.

STANDARD: The OPFOR element delays or prevents enemy passage of lines. 1. Delays the passage. 2. Prevents the company from moving all personnel through the stationary unit. 3. Engages the main body of either the moving or the stationary unit.

TASK: Disrupt Assembly Area (AA) Activities (5-OPFOR-0013)

CONDITION: Intelligence reports indicate that platoon- and company-size enemy units are operating in the opposing forces (OPFOR) area of operations. Enemy units can defend from AAs with direct fire, antiarmor weapons, and indirect fire. The enemy has close air support (CAS) and nuclear, biological, and chemical (NBC) capabilities.

STANDARD: The OPFOR element locates and disrupts the enemy's AA activities. 1. Locates the element's AA. 2. Probes the AA with squad- or team-size elements. 3. Inflicts more than 5 percent casualties on the element. 4. Disrupts the element's preparations (prevents or delays beyond the element's allotted time).

TASK: Attack (5-OPFOR-0001)

CONDITION: The opposing forces (OPFOR) element has located the enemy. The priority intelligence requirements (PIR) and the other intelligence requirements have been obtained by OPFOR patrols. The OPFOR element has automatic and antiarmor weapons and light mortars.

STANDARD: The OPFOR element attempts to seize the terrain, the vehicles, or the equipment. 1. Develops an attack plan. 2. Surprises the enemy unit's main body. 3. Initiates the attack using a scheme of maneuver that exploits the enemy's flanks, gaps, and weaknesses. 4. Uses covered and concealed routes to approach the enemy forces' flanks, gaps, or weakly held areas. 5. Employs indirect fire to support the attack. 6. Penetrates enemy defenses. 7. Destroys the equipment and the supplies. 8. Inflicts heavy casualties. 9. Isolates the combat service support (CSS) base by blocking the reinforcements. 10. Forces the enemy units to displace. 11. Avoids being fixed in one position. 12. Withdraws before the CSS base is reinforced with tactical combat forces.

TASK: Defend a Minefield (5-OPFOR-0023)

CONDITION: The enemy is conducting a minefield sweeping operation. The opposing forces (OPFOR) element has a minefield placed in the enemy's path. The minefield is under constant observation and fire.

STANDARD: The OPFOR element defends a minefield against an enemy element conducting a minefield sweeping operation. 1. Prevents the unit from detecting the obstacle. 2. Disrupts the minefield sweeping operation. 3. Prevents the unit from conducting the minefield sweeping operation, prevents the unit from moving all personnel through the breach, or delays the completion of the minefield sweeping operation for more than 45 minutes.

ELEMENTS: Two General Construction Platoons
Six General Construction Squads

TASK: Construct or Repair a Sewerage System (05-3-0765)
(FM 3-34.471 (FM 5-420))

ITERATION: 1 2 3 4 5 M (Circle)

COMMANDER/LEADER ASSESSMENT: T P U (Circle)

CONDITIONS: The platoon receives a mission to construct a sanitary sewerage collection system and is provided with a detailed plan and profile view of the system. The site is excavated, surveyed, and staked. Some iterations of this task should be performed in MOPP4.

TASK STANDARDS: The system is constructed to plan specifications within the allotted time. The time required to perform this task is increased when conducting it in mission-oriented protection posture (MOPP) 4.

TASK STEPS AND PERFORMANCE MEASURES	GO	NO-GO
<ul style="list-style-type: none"> * 1. The platoon leader conducts troop-leading procedures. <ul style="list-style-type: none"> a. Verified the accuracy of the construction plans and specifications. b. Ensured that the bill of materials (BOM) included all required materials for complete construction. c. Conducted platoon movement after the operation order (OPORD) was issued to subordinates and all preparations were completed. d. Checked the excavation to ensure that it met construction requirement. e. The platoon leader submitted a request for changes to construction plans or specifications according to the unit's standing operating procedure (SOP). <ul style="list-style-type: none"> (1) Submitted a request when the construction plans or specifications were incorrect. (2) Submitted a request when the construction plans or specifications could be improved. * 2. The platoon leader or platoon sergeant (PSG) establishes jobsite security. 3. The platoon installs sheeting and bracing according to Field Manual (FM) 5-163. <ul style="list-style-type: none"> a. Used skeleton sheeting or poling boards in shallow trenches where only limited support was needed. b. Used box sheeting or vertical sheeting in deep trenches where greater support was needed. 4. The platoon places sewer pipes in the trench. <ul style="list-style-type: none"> a. Compacted the bottom of the trench so that the pipe would not settle. b. Extended the excavation 4 inches below grade and backfilled with good, granular material where clay, rock, or shale was encountered. c. Filled annular space entirely around the pipe with cement mortar or an applied bituminous joint compound. 5. The platoon backfills the trench. <ul style="list-style-type: none"> a. Removed rocks or any items that could damage the sewer pipe from the fill material. b. Covered the pipe with 6 inches of fill and tamp. c. Backfilled with layers 6 to 12 inches deep and compacted each layer until trench was to grade. 		

TASK PERFORMANCE / EVALUATION SUMMARY BLOCK							
ITERATION	1	2	3	4	5	M	TOTAL
TOTAL TASK STEPS EVALUATED							
TOTAL TASK STEPS "GO"							
TRAINING STATUS "GO"/"NO-GO"							

"**" indicates a leader task step.

SUPPORTING INDIVIDUAL TASKS

Task Number	Task Title	References
052-239-3037	Supervise Installation of Plumbing System (Theater of Operations)	STP 5-51H34-SM-TG
052-254-1057	Backfill with the Scoop Loader	STP 5-62E12-SM-TG

SUPPORTING COLLECTIVE TASKS

Task Number	Task Title	References
05-3-0713	Conduct Excavation Operations	ARTEP 5-417-13-MTP ARTEP 5-443-35-MTP ARTEP 5-530-16-MTP
05-3-0757	Conduct Grading Operations	ARTEP 5-417-13-MTP ARTEP 5-443-35-MTP ARTEP 5-530-16-MTP
05-3-0760	Conduct Construction Drainage Operations	ARTEP 5-417-13-MTP ARTEP 5-443-35-MTP ARTEP 5-530-16-MTP

OPFOR TASKS AND STANDARDS

TASK: Conduct an Ambush (5-OPFOR-0007)

CONDITION: The enemy is moving in a convoy. The opposing forces (OPFOR) element is positioned along the enemy's route.

STANDARD: The OPFOR element inflicts casualties on the enemy and causes vehicle and equipment damage. 1. Prepares an ambush site before the element arrives. 2. Surprises march element forces. 3. Inflicts heavy casualties within the designated kill zone. 4. Inflicts heavy damage to the vehicles and the equipment within the designated kill zone. 5. Delays the march element from reaching a specified destination for a specified period of time. 6. Withdraws on order. 7. Sustains no casualties. 8. Reports actions to superiors.

TASK: Maintain Contact (5-OPFOR-0003)

CONDITION: The opposing forces (OPFOR) element is engaged with enemy base-defense forces. The enemy forces are withdrawing under pressure.

STANDARD: The OPFOR element maintains enemy contact while the enemy withdraws. 1. Engages the enemy forces decisively. 2. Advances the OPFOR as the enemy forces withdraw. 3. Inflicts heavy casualties. 4. Captures the members of the enemy force. 5. Captures documents and equipment. 6. Safeguards the captured documents, the equipment, and the personnel.

TASK: Conduct a Raid (5-OPFOR-0004)

CONDITION: The opposing forces (OPFOR) element has occupied an objective rally point and has orders to conduct a raid on a combat service support (CSS) base.

STANDARD: The OPFOR element infiltrates the enemy's base and destroys all of the targets. 1. Surprises the enemy forces. 2. Assaults the support base and accomplishes the assigned tasks. 3. Destroys the specified equipment and supplies. 4. Avoids being decisively engaged. 5. Withdraws all personnel from the objective areas within the time prescribed. 6. Obtains all priority intelligence requirements (PIR) from the raid site. 7. Sustains only light casualties from enemy fire.

TASK: Conduct an Attack (5-OPFOR-0008)

CONDITION: The enemy is conducting tactical operations. The opposing forces (OPFOR) element receives orders to attack the enemy, the area of occupation, or the main supply route (MSR) with smoke.

STANDARD: The OPFOR element disrupts the enemy's movement and smoke operations. 1. Determines the delivery method of the smoke attack. 2. Locates the target. 3. Delivers the smoke attack downwind. 4. Attacks the enemy with smoke, and surge attacks when the enemy responds to the smoke.

TASK: Disrupt a Net Control Station (NCS) (5-OPFOR-0019)

CONDITION: The enemy has established a NCS. The opposing forces (OPFOR) element has radio and jamming equipment.

STANDARD: The OPFOR element attempts to disrupt an NCS. 1. Attempts to locate the radio frequency that the unit is operating on. 2. Attempts to enter the radio net. 3. Attempts to issue "bogus" orders to a unit on the net. 4. Jams the radio frequency and forces the unit to go to an alternate frequency.

TASK: Disrupt Construction of Vehicle Fighting Positions (5-OPFOR-0020)

CONDITION: The opposing forces (OPFOR) element has located the enemy. The priority intelligence requirements (PIR) and other intelligence obtained by OPFOR patrols indicate the enemy is constructing vehicle fighting positions within its defensive area. The OPFOR element has automatic and antiarmor weapons and light mortars.

STANDARD: The OPFOR element attempts to disrupt the enemy's efforts to establish vehicle fighting positions. 1. Locates the defensive area. 2. Surprises the main body. 3. Penetrates the defensive area with squad-size probes. 4. Inflicts casualties on the unit. 5. Destroys vehicles. 6. Disrupts the unit's preparations (prevents or delays beyond the unit's allotted time).

TASK: Defeat Obstacles (5-OPFOR-0009)

CONDITION: The opposing forces (OPFOR) element encounters an obstacle that blocks the avenue of approach as it advances upon the enemy forces.

STANDARD: The OPFOR element bypasses or breaches the enemy obstacle. 1. Detects the obstacle before halting its main body. 2. Defeats the obstacle. a. Bypasses the obstacle without entering the engagement areas. b. Breaches the obstacle within 45 minutes and passes its entire force through the obstacle. 3. Does not incur degradation to the point that the mission must be discontinued.

TASK: Disrupt an Engineer Reconnaissance (5-OPFOR-0022)

CONDITION: The enemy is conducting an engineer reconnaissance. The opposing forces (OPFOR) element is positioned along the enemy's route.

STANDARD: The OPFOR element disrupts an engineer reconnaissance. 1. Prevents the unit from meeting its specified time schedule. 2. Forces the unit to deviate from its specified route. 3. Prevents the unit from accomplishing its assigned engineer reconnaissance. 4. Surprises the unit conducting the reconnaissance.

TASK: Conduct an Aerial Reconnaissance (5-OPFOR-0010)

CONDITION: The opposing forces (OPFOR) headquarters (HQ) element requires intelligence on the locations and identification of the enemy elements. Aircraft is dispatched to take photographs and make a visual inspection of the enemy rear area.

STANDARD: The OPFOR element gathers photograph intelligence of the enemy. 1. Photographs the assigned sectors. 2. Makes quick visual checks where the ceiling is low. 3. Locates enemy positions in the area, particularly support and storage bases, and command and control (C2) facilities. 4. Sustains no loss of aircraft. 5. Reports priority intelligence requirements (PIR) and other information requirements to the OPFOR HQ.

TASK: Conduct Terrorist and Saboteur Attacks (5-OPFOR-0005)

CONDITION: The opposing forces (OPFOR) element dispatches small teams into the enemy's rear area to disrupt combat service support (CSS) operations.

STANDARD: The enemy sustains disrupted command and control (C2), destroyed equipment and supplies, and light casualties. 1. Locates rear support bases and C2 facilities. 2. Delays and disrupts CSS operations through probes. 3. Infiltrates CSS bases to conduct sabotage and terrorist activities. 4. Inflicts light casualties. 5. Destroys supplies and equipment.

TASK: Disrupt a Route Reconnaissance (5-OPFOR-0021)

CONDITION: The enemy is conducting a route reconnaissance. The opposing forces (OPFOR) element is positioned along the enemy's route.

STANDARD: The OPFOR element attempts to disrupt a squad/section conducting a route reconnaissance. 1. Prevents the unit from meeting its specified time schedule. 2. Forces the unit to deviate from its specified route. 3. Prevents the unit from reaching its assigned destination. 4. Surprises the squad/section. 5. Inflicts casualties on the unit.

TASK: Disrupt Defensive Preparations (5-OPFOR-0018)

CONDITION: The opposing forces (OPFOR) element has located the enemy. Priority intelligence requirements (PIR) and other intelligence requirements obtained by OPFOR patrols indicate that the enemy elements are establishing defensive positions. The OPFOR element has automatic and antiarmor weapons and light mortars.

STANDARD: The OPFOR element disrupts and delays the enemy's defensive preparations. 1. Locates and penetrates the enemy's security system. 2. Forces the enemy to delay defensive preparations. 3. Disrupts the enemy's obstacle preparations.

TASK: Disrupt Quartering Party Operations (5-OPFOR-0017)

CONDITION: The enemy is conducting quartering party operations. It has established an assembly area (AA) but has not moved in the main body.

STANDARD: The opposing forces (OPFOR) element attempts to disrupt quartering party operations and infiltrate the enemy's AA. 1. Locates the quartering party and the AA. 2. Surprises the main body. 3. Penetrates the AA with squad-size probes. 4. Inflicts personnel casualties and vehicle damage. 5. Disrupts the unit's preparations (prevents or delays beyond the unit's allotted time).

TASK: Disrupt Enemy Movement and Operations Using Tactical Nuclear Weapons (5-OPFOR-0016)

CONDITION: The opposing forces (OPFOR) element has located the enemy. Priority intelligence requirements (PIR) and other intelligence requirements have been obtained by OPFOR patrols. Tactical nuclear weapons are employed against key locations in the rear area.

STANDARD: The OPFOR element disrupts enemy movement and operations. 1. Disrupts or delays the movement of the enemy's equipment and supplies to the forward areas. 2. Destroys enemy equipment and supplies. 3. Inflicts a high rate of nuclear casualties among the enemy forces. 4. Denies the enemy the use of specified areas. 5. Contaminates the enemy's equipment and supplies.

TASK: Disrupt Enemy Movement and Operations Using Persistent and Nonpersistent Chemical Weapons (5-OPFOR-0015)

CONDITION: The opposing forces (OPFOR) element has located the enemy. Priority intelligence requirements (PIR) and other intelligence requirements have been obtained by OPFOR patrols. The OPFOR units deliver chemical agents, by means of conventional artillery weapons or aircraft, along selected supply routes and key bases in the rear area.

STANDARD: The OPFOR element disrupts enemy movement and operations using persistent and nonpersistent chemical weapons. 1. Delivers chemical agents in low and densely wooded areas. 2. Delays the movement of enemy supplies and equipment to the forward areas. 3. Restricts the movement of the enemy units in the rear area. 4. Channels the movement of enemy units into predesignated ambush areas. 5. Contaminates enemy supplies and equipment. 6. Inflicts a high rate of casualties on enemy forces.

TASK: Counter Passage of Lines (5-OPFOR-0012)

CONDITION: Enemy forces are in defensive positions, but they are expected to attempt passage-of-lines operations. The opposing forces (OPFOR) received orders to disrupt enemy passage-of-lines operations.

STANDARD: The OPFOR element delays or prevents enemy passage of lines. 1. Delays the passage. 2. Prevents the company from moving all personnel through the stationary unit. 3. Engages the main body of either the moving or the stationary unit.

TASK: Disrupt Movement (5-OPFOR-0014)

CONDITION: The enemy is expected to move through the opposing forces (OPFOR) element's area of operations. The OPFOR element has received an operation order (OPORD) or fragmentary order (FRAGO) to disrupt enemy movement. The enemy has the capability to defend with direct fire and antiarmor weapons.

STANDARD: The OPFOR element delays enemy movement. 1. Delays the element. 2. Forces the element to deviate from its route. 3. Prevents the element from reaching its destination. 4. Surprises the element's main body.

TASK: Disrupt Assembly Area (AA) Activities (5-OPFOR-0013)

CONDITION: Intelligence reports indicate that platoon- and company-size enemy units are operating in the opposing forces (OPFOR) area of operations. Enemy units can defend from AAs with direct fire, antiarmor weapons, and indirect fire. The enemy has close air support (CAS) and nuclear, biological, and chemical (NBC) capabilities.

STANDARD: The OPFOR element locates and disrupts the enemy's AA activities. 1. Locates the element's AA. 2. Probes the AA with squad- or team-size elements. 3. Inflicts more than 5 percent casualties on the element. 4. Disrupts the element's preparations (prevents or delays beyond the element's allotted time).

TASK: Conduct Air Attacks (5-OPFOR-0002)

CONDITION: The opposing forces (OPFOR) element in the rear area has forwarded the positions of the enemy support sites or the locations of moving elements. The OPFOR aircraft have been dispatched to attack enemy installations or convoys.

STANDARD: The OPFOR element attempts to delay, disrupt, or damage the enemy targets by air. 1. Locates the target (support sites or convoys). 2. Makes attack runs on the designated targets. 3. Inflicts heavy damage to the selected target. 4. Sustains no loss of aircraft. 5. Delays moving the force for more than one hour.

TASK: Conduct Sniper Operations (5-OPFOR-0006)

CONDITION: The opposing forces (OPFOR) element has assigned snipers (regular or irregular elements) in the enemy's rear area along the main supply route (MSR) and near support sites.

STANDARD: The OPFOR element kills or wounds targets. 1. Sets up a well-concealed location. 2. Engages vehicle drivers or personnel on foot with short bursts of semiautomatic fire. 3. Kills or wounds selected targets. 4. Prevents the position from being discovered by enemy forces. 5. Evacuates the area without being spotted. 6. Reports all specified priority intelligence requirements (PIR) and other intelligence requirements to the OPFOR headquarters (HQ).

TASK: Surrender to the Capturing Unit on the Battlefield (5-OPFOR-0024)

CONDITION: The enemy has captured opposing forces (OPFOR) element's soldiers, documents, and equipment sensitive to the OPFOR tactical operations.

STANDARD: The OPFOR soldiers retain or destroy documents and equipment. The OPFOR element surrenders the documents and the equipment of no tactical use to the enemy and attempts to conceal or destroy items of tactical value. The OPFOR element attempts escape and evasion. 1. Prevents the successful capture of the documents and the equipment. 2. Destroys the documents and the equipment. 3. Removes identifying markings from the equipment. 4. Removes unit-identifying insignia. 5. Provides misleading information. 6. Plans an escape. 7. Delays movement to the nearest collection point. 8. Prevents safeguarding of the enemy prisoners of war (EPWs) in order to cause embarrassment to the United States (US).

TASK: Attack (5-OPFOR-0001)

CONDITION: The opposing forces (OPFOR) element has located the enemy. The priority intelligence requirements (PIR) and the other intelligence requirements have been obtained by OPFOR patrols. The OPFOR element has automatic and antiarmor weapons and light mortars.

STANDARD: The OPFOR element attempts to seize the terrain, the vehicles, or the equipment. 1. Develops an attack plan. 2. Surprises the enemy unit's main body. 3. Initiates the attack using a scheme of maneuver that exploits the enemy's flanks, gaps, and weaknesses. 4. Uses covered and concealed routes to approach the enemy forces' flanks, gaps, or weakly held areas. 5. Employs indirect fire to support the attack. 6. Penetrates enemy defenses. 7. Destroys the equipment and the supplies. 8. Inflicts heavy casualties. 9. Isolates the combat service support (CSS) base by blocking the reinforcements. 10. Forces the enemy units to displace. 11. Avoids being fixed in one position. 12. Withdraws before the CSS base is reinforced with tactical combat forces.

TASK: Defend a Minefield (5-OPFOR-0023)

CONDITION: The enemy is conducting a minefield sweeping operation. The opposing forces (OPFOR) element has a minefield placed in the enemy's path. The minefield is under constant observation and fire.

STANDARD: The OPFOR element defends a minefield against an enemy element conducting a minefield sweeping operation. 1. Prevents the unit from detecting the obstacle. 2. Disrupts the minefield sweeping operation. 3. Prevents the unit from conducting the minefield sweeping operation, prevents the unit from moving all personnel through the breach, or delays the completion of the minefield sweeping operation for more than 45 minutes.

ELEMENTS: Two General Construction Platoons
Six General Construction Squads

TASK: Construct or Repair a Steel Frame Structure (05-3-0778)
(FM 5-333) (FM 5-412) (FM 5-426)
(FM 5-428)

ITERATION: 1 2 3 4 5 M (Circle)

COMMANDER/LEADER ASSESSMENT: T P U (Circle)

CONDITIONS: The platoon has been given a construction directive to construct or repair a steel frame structure. Required material and equipment are available. Footers and foundation with building fasteners are in place. Some iterations of this task should be performed in MOPP4.

TASK STANDARDS: The completed construction or repair conforms to the construction directive specifications and plans. The platoon completes the project on time. The time required to perform this task is increased when conducting it in mission-oriented protection posture (MOPP) 4.

TASK STEPS AND PERFORMANCE MEASURES	GO	NO-GO
<ul style="list-style-type: none"> * 1. The platoon leader conducts troop-leading procedures. * 2. The platoon leader or the platoon sergeant (PSG) plans the construction. <ul style="list-style-type: none"> a. Conducted a reconnaissance of the site for drainage, soil stabilization, access and egress routes, and location of material lay-down areas. b. Determined all material and transportation requirements based on the construction directive. c. Submitted requests for any additional equipment, material, or transportation. d. Issued warning orders (WOs), operation orders (OPORDs), and appropriate safety requirements. e. Ensured that quality control procedures were implemented. * 3. The platoon leader or the PSG establishes jobsite security. * 4. The platoon sergeant lays out the site. <ul style="list-style-type: none"> a. Ensured that material was off-loaded, identified, inventoried, and stored in predetermined locations. b. Identified break areas, parking areas, equipment locations, and other items as required. 5. The platoon installs the anchoring system, ensuring that the anchor bolt placement conforms to specifications. 6. The platoon constructs a structure foundation, if a foundation wall or footing is made from concrete. 7. The platoon erects the structural frame. <ul style="list-style-type: none"> a. Ensured that temporary bracing was installed throughout the construction sequence as necessary. b. Installed high-strength bolts when connecting columns and roof beams. c. Installed machine bolts for girts, purlins, and knee bracing. 8. The platoon plumbs and aligns the structural frame, ensuring that the torque on nuts and bolts is to specifications. 		

TASK STEPS AND PERFORMANCE MEASURES	GO	NO-GO
9. The platoon installs insulation and exterior wall and roof sheeting, ensuring the proper installation of sheet metal screws with neoprene washers.		
10. The platoon installs final trim and flashing.		
*11. The platoon leader or the PSG submits status reports to higher headquarters (HQ) according to the unit's standing operating procedure (SOP).		

TASK PERFORMANCE / EVALUATION SUMMARY BLOCK							
ITERATION	1	2	3	4	5	M	TOTAL
TOTAL TASK STEPS EVALUATED							
TOTAL TASK STEPS "GO"							
TRAINING STATUS "GO"/"NO-GO"							

"*" indicates a leader task step.

SUPPORTING INDIVIDUAL TASKS

Task Number	Task Title	References
052-239-3004	Supervise Construction of Forms	STP 5-51H34-SM-TG

SUPPORTING COLLECTIVE TASKS

Task Number	Task Title	References
05-3-0789	Construct/Repair a Concrete Structure	ARTEP 5-417-17-MTP
		ARTEP 5-530-16-MTP
05-3-0904.05-R01A	Establish Jobsite Security	ARTEP 5-025-66-MTP
		ARTEP 5-026-34-MTP
		ARTEP 5-027-10-MTP
		ARTEP 5-027-35-MTP
		ARTEP 5-053-11-MTP
		ARTEP 5-053-12-MTP
		ARTEP 5-053-35-MTP
		ARTEP 5-063-10-MTP
		ARTEP 5-063-11-MTP
		ARTEP 5-063-35-MTP
		ARTEP 5-113-11-MTP
		ARTEP 5-113-12-MTP
		ARTEP 5-113-35-MTP
		ARTEP 5-145-12-MTP
		ARTEP 5-145-32-MTP
		ARTEP 5-155-66-MTP
		ARTEP 5-156-34-MTP
		ARTEP 5-157-10-MTP
		ARTEP 5-157-35-MTP
		ARTEP 5-215-66-MTP
		ARTEP 5-216-34-MTP
		ARTEP 5-217-10-MTP
		ARTEP 5-217-35-MTP
		ARTEP 5-335-60-MTP
		ARTEP 5-335-65-MTP
		ARTEP 5-335-66-MTP

SUPPORTING COLLECTIVE TASKS

Task Number	Task Title	References
		ARTEP 5-335-70-MTP
		ARTEP 5-336-34-MTP
		ARTEP 5-337-10-MTP
		ARTEP 5-337-35-MTP
		ARTEP 5-402-33-MTP
		ARTEP 5-402-68-MTP
		ARTEP 5-412-68-MTP
		ARTEP 5-412-69-MTP
		ARTEP 5-413-35-MTP
		ARTEP 5-415-66-MTP
		ARTEP 5-416-14-MTP
		ARTEP 5-416-34-MTP
		ARTEP 5-417-13-MTP
		ARTEP 5-417-17-MTP
		ARTEP 5-417-35-MTP
		ARTEP 5-423-11-MTP
		ARTEP 5-423-35-MTP
		ARTEP 5-424-35-MTP
		ARTEP 5-425-66-MTP
		ARTEP 5-426-34-MTP
		ARTEP 5-427-10-MTP
		ARTEP 5-427-35-MTP
		ARTEP 5-434-35-MTP
		ARTEP 5-435-66-MTP
		ARTEP 5-435-67-MTP
		ARTEP 5-436-35-MTP
		ARTEP 5-436-37-MTP
		ARTEP 5-437-10-MTP
		ARTEP 5-437-11-MTP
		ARTEP 5-437-36-MTP
		ARTEP 5-437-38-MTP
		ARTEP 5-443-35-MTP
		ARTEP 5-445-64-MTP
		ARTEP 5-445-66-MTP
		ARTEP 5-446-34-MTP
		ARTEP 5-446-36-MTP
		ARTEP 5-447-10-MTP
		ARTEP 5-447-11-MTP
		ARTEP 5-447-35-MTP
		ARTEP 5-447-37-MTP
		ARTEP 5-463-10-MTP
		ARTEP 5-463-12-MTP
		ARTEP 5-463-15-MTP
		ARTEP 5-463-17-MTP
		ARTEP 5-463-35-MTP
		ARTEP 5-463-36-MTP
		ARTEP 5-473-35-MTP
		ARTEP 5-603-35-MTP
		ARTEP 5-607-35-MTP
		ARTEP 5-608-35-MTP
05-3-1018.05-R01A	Conduct Troop-Leading Procedures	ARTEP 5-025-66-MTP
		ARTEP 5-026-34-MTP
		ARTEP 5-027-10-MTP

SUPPORTING COLLECTIVE TASKS

Task Number	Task Title	References
		ARTEP 5-027-35-MTP
		ARTEP 5-053-11-MTP
		ARTEP 5-053-12-MTP
		ARTEP 5-053-35-MTP
		ARTEP 5-113-11-MTP
		ARTEP 5-113-12-MTP
		ARTEP 5-113-35-MTP
		ARTEP 5-155-66-MTP
		ARTEP 5-156-34-MTP
		ARTEP 5-157-10-MTP
		ARTEP 5-157-35-MTP
		ARTEP 5-215-66-MTP
		ARTEP 5-216-34-MTP
		ARTEP 5-217-10-MTP
		ARTEP 5-217-35-MTP
		ARTEP 5-425-66-MTP
		ARTEP 5-426-34-MTP
		ARTEP 5-427-10-MTP
		ARTEP 5-427-35-MTP
		ARTEP 5-445-64-MTP
		ARTEP 5-445-66-MTP
		ARTEP 5-446-34-MTP
		ARTEP 5-446-36-MTP
		ARTEP 5-447-10-MTP
		ARTEP 5-447-11-MTP
		ARTEP 5-447-35-MTP
		ARTEP 5-447-37-MTP
		ARTEP 5-463-10-MTP
		ARTEP 5-463-12-MTP
		ARTEP 5-463-15-MTP
		ARTEP 5-463-17-MTP
		ARTEP 5-463-35-MTP
		ARTEP 5-463-36-MTP
		ARTEP 5-473-35-MTP

OPFOR TASKS AND STANDARDS

TASK: Conduct an Ambush (5-OPFOR-0007)

CONDITION: The enemy is moving in a convoy. The opposing forces (OPFOR) element is positioned along the enemy's route.

STANDARD: The OPFOR element inflicts casualties on the enemy and causes vehicle and equipment damage. 1. Prepares an ambush site before the element arrives. 2. Surprises march element forces. 3. Inflicts heavy casualties within the designated kill zone. 4. Inflicts heavy damage to the vehicles and the equipment within the designated kill zone. 5. Delays the march element from reaching a specified destination for a specified period of time. 6. Withdraws on order. 7. Sustains no casualties. 8. Reports actions to superiors.

TASK: Maintain Contact (5-OPFOR-0003)

CONDITION: The opposing forces (OPFOR) element is engaged with enemy base-defense forces. The enemy forces are withdrawing under pressure.

STANDARD: The OPFOR element maintains enemy contact while the enemy withdraws. 1. Engages the enemy forces decisively. 2. Advances the OPFOR as the enemy forces withdraw. 3. Inflicts heavy casualties. 4. Captures the members of the enemy force. 5. Captures documents and equipment. 6. Safeguards the captured documents, the equipment, and the personnel.

TASK: Conduct a Raid (5-OPFOR-0004)

CONDITION: The opposing forces (OPFOR) element has occupied an objective rally point and has orders to conduct a raid on a combat service support (CSS) base.

STANDARD: The OPFOR element infiltrates the enemy's base and destroys all of the targets. 1. Surprises the enemy forces. 2. Assaults the support base and accomplishes the assigned tasks. 3. Destroys the specified equipment and supplies. 4. Avoids being decisively engaged. 5. Withdraws all personnel from the objective areas within the time prescribed. 6. Obtains all priority intelligence requirements (PIR) from the raid site. 7. Sustains only light casualties from enemy fire.

TASK: Conduct an Attack (5-OPFOR-0008)

CONDITION: The enemy is conducting tactical operations. The opposing forces (OPFOR) element receives orders to attack the enemy, the area of occupation, or the main supply route (MSR) with smoke.

STANDARD: The OPFOR element disrupts the enemy's movement and smoke operations. 1. Determines the delivery method of the smoke attack. 2. Locates the target. 3. Delivers the smoke attack downwind. 4. Attacks the enemy with smoke, and surge attacks when the enemy responds to the smoke.

TASK: Disrupt a Net Control Station (NCS) (5-OPFOR-0019)

CONDITION: The enemy has established a NCS. The opposing forces (OPFOR) element has radio and jamming equipment.

STANDARD: The OPFOR element attempts to disrupt an NCS. 1. Attempts to locate the radio frequency that the unit is operating on. 2. Attempts to enter the radio net. 3. Attempts to issue "bogus" orders to a unit on the net. 4. Jams the radio frequency and forces the unit to go to an alternate frequency.

TASK: Disrupt Construction of Vehicle Fighting Positions (5-OPFOR-0020)

CONDITION: The opposing forces (OPFOR) element has located the enemy. The priority intelligence requirements (PIR) and other intelligence obtained by OPFOR patrols indicate the enemy is constructing vehicle fighting positions within its defensive area. The OPFOR element has automatic and antiarmor weapons and light mortars.

STANDARD: The OPFOR element attempts to disrupt the enemy's efforts to establish vehicle fighting positions. 1. Locates the defensive area. 2. Surprises the main body. 3. Penetrates the defensive area with squad-size probes. 4. Inflicts casualties on the unit. 5. Destroys vehicles. 6. Disrupts the unit's preparations (prevents or delays beyond the unit's allotted time).

TASK: Defeat Obstacles (5-OPFOR-0009)

CONDITION: The opposing forces (OPFOR) element encounters an obstacle that blocks the avenue of approach as it advances upon the enemy forces.

STANDARD: The OPFOR element bypasses or breaches the enemy obstacle. 1. Detects the obstacle before halting its main body. 2. Defeats the obstacle. a. Bypasses the obstacle without entering the engagement areas. b. Breaches the obstacle within 45 minutes and passes its entire force through the obstacle. 3. Does not incur degradation to the point that the mission must be discontinued.

TASK: Disrupt an Engineer Reconnaissance (5-OPFOR-0022)

CONDITION: The enemy is conducting an engineer reconnaissance. The opposing forces (OPFOR) element is positioned along the enemy's route.

STANDARD: The OPFOR element disrupts an engineer reconnaissance. 1. Prevents the unit from meeting its specified time schedule. 2. Forces the unit to deviate from its specified route. 3. Prevents the unit from accomplishing its assigned engineer reconnaissance. 4. Surprises the unit conducting the reconnaissance.

TASK: Conduct an Aerial Reconnaissance (5-OPFOR-0010)

CONDITION: The opposing forces (OPFOR) headquarters (HQ) element requires intelligence on the locations and identification of the enemy elements. Aircraft is dispatched to take photographs and make a visual inspection of the enemy rear area.

STANDARD: The OPFOR element gathers photograph intelligence of the enemy. 1. Photographs the assigned sectors. 2. Makes quick visual checks where the ceiling is low. 3. Locates enemy positions in the area, particularly support and storage bases, and command and control (C2) facilities. 4. Sustains no loss of aircraft. 5. Reports priority intelligence requirements (PIR) and other information requirements to the OPFOR HQ.

TASK: Conduct Terrorist and Saboteur Attacks (5-OPFOR-0005)

CONDITION: The opposing forces (OPFOR) element dispatches small teams into the enemy's rear area to disrupt combat service support (CSS) operations.

STANDARD: The enemy sustains disrupted command and control (C2), destroyed equipment and supplies, and light casualties. 1. Locates rear support bases and C2 facilities. 2. Delays and disrupts CSS operations through probes. 3. Infiltrates CSS bases to conduct sabotage and terrorist activities. 4. Inflicts light casualties. 5. Destroys supplies and equipment.

TASK: Disrupt a Route Reconnaissance (5-OPFOR-0021)

CONDITION: The enemy is conducting a route reconnaissance. The opposing forces (OPFOR) element is positioned along the enemy's route.

STANDARD: The OPFOR element attempts to disrupt a squad/section conducting a route reconnaissance. 1. Prevents the unit from meeting its specified time schedule. 2. Forces the unit to deviate from its specified route. 3. Prevents the unit from reaching its assigned destination. 4. Surprises the squad/section. 5. Inflicts casualties on the unit.

TASK: Disrupt Defensive Preparations (5-OPFOR-0018)

CONDITION: The opposing forces (OPFOR) element has located the enemy. Priority intelligence requirements (PIR) and other intelligence requirements obtained by OPFOR patrols indicate that the enemy elements are establishing defensive positions. The OPFOR element has automatic and antiarmor weapons and light mortars.

STANDARD: The OPFOR element disrupts and delays the enemy's defensive preparations. 1. Locates and penetrates the enemy's security system. 2. Forces the enemy to delay defensive preparations. 3. Disrupts the enemy's obstacle preparations.

TASK: Disrupt Quartering Party Operations (5-OPFOR-0017)

CONDITION: The enemy is conducting quartering party operations. It has established an assembly area (AA) but has not moved in the main body.

STANDARD: The opposing forces (OPFOR) element attempts to disrupt quartering party operations and infiltrate the enemy's AA. 1. Locates the quartering party and the AA. 2. Surprises the main body. 3. Penetrates the AA with squad-size probes. 4. Inflicts personnel casualties and vehicle damage. 5. Disrupts the unit's preparations (prevents or delays beyond the unit's allotted time).

TASK: Disrupt Enemy Movement and Operations Using Tactical Nuclear Weapons (5-OPFOR-0016)

CONDITION: The opposing forces (OPFOR) element has located the enemy. Priority intelligence requirements (PIR) and other intelligence requirements have been obtained by OPFOR patrols. Tactical nuclear weapons are employed against key locations in the rear area.

STANDARD: The OPFOR element disrupts enemy movement and operations. 1. Disrupts or delays the movement of the enemy's equipment and supplies to the forward areas. 2. Destroys enemy equipment and supplies. 3. Inflicts a high rate of nuclear casualties among the enemy forces. 4. Denies the enemy the use of specified areas. 5. Contaminates the enemy's equipment and supplies.

TASK: Disrupt Enemy Movement and Operations Using Persistent and Nonpersistent Chemical Weapons (5-OPFOR-0015)

CONDITION: The opposing forces (OPFOR) element has located the enemy. Priority intelligence requirements (PIR) and other intelligence requirements have been obtained by OPFOR patrols. The OPFOR units deliver chemical agents, by means of conventional artillery weapons or aircraft, along selected supply routes and key bases in the rear area.

STANDARD: The OPFOR element disrupts enemy movement and operations using persistent and nonpersistent chemical weapons. 1. Delivers chemical agents in low and densely wooded areas. 2. Delays the movement of enemy supplies and equipment to the forward areas. 3. Restricts the movement of the enemy units in the rear area. 4. Channels the movement of enemy units into predesignated ambush areas. 5. Contaminates enemy supplies and equipment. 6. Inflicts a high rate of casualties on enemy forces.

TASK: Counter Passage of Lines (5-OPFOR-0012)

CONDITION: Enemy forces are in defensive positions, but they are expected to attempt passage-of-lines operations. The opposing forces (OPFOR) received orders to disrupt enemy passage-of-lines operations.

STANDARD: The OPFOR element delays or prevents enemy passage of lines. 1. Delays the passage. 2. Prevents the company from moving all personnel through the stationary unit. 3. Engages the main body of either the moving or the stationary unit.

TASK: Disrupt Movement (5-OPFOR-0014)

CONDITION: The enemy is expected to move through the opposing forces (OPFOR) element's area of operations. The OPFOR element has received an operation order (OPORD) or fragmentary order (FRAGO) to disrupt enemy movement. The enemy has the capability to defend with direct fire and antiarmor weapons.

STANDARD: The OPFOR element delays enemy movement. 1. Delays the element. 2. Forces the element to deviate from its route. 3. Prevents the element from reaching its destination. 4. Surprises the element's main body.

TASK: Disrupt Assembly Area (AA) Activities (5-OPFOR-0013)

CONDITION: Intelligence reports indicate that platoon- and company-size enemy units are operating in the opposing forces (OPFOR) area of operations. Enemy units can defend from AAs with direct fire, antiarmor weapons, and indirect fire. The enemy has close air support (CAS) and nuclear, biological, and chemical (NBC) capabilities.

STANDARD: The OPFOR element locates and disrupts the enemy's AA activities. 1. Locates the element's AA. 2. Probes the AA with squad- or team-size elements. 3. Inflicts more than 5 percent casualties on the element. 4. Disrupts the element's preparations (prevents or delays beyond the element's allotted time).

TASK: Conduct Air Attacks (5-OPFOR-0002)

CONDITION: The opposing forces (OPFOR) element in the rear area has forwarded the positions of the enemy support sites or the locations of moving elements. The OPFOR aircraft have been dispatched to attack enemy installations or convoys.

STANDARD: The OPFOR element attempts to delay, disrupt, or damage the enemy targets by air. 1. Locates the target (support sites or convoys). 2. Makes attack runs on the designated targets. 3. Inflicts heavy damage to the selected target. 4. Sustains no loss of aircraft. 5. Delays moving the force for more than one hour.

TASK: Conduct Sniper Operations (5-OPFOR-0006)

CONDITION: The opposing forces (OPFOR) element has assigned snipers (regular or irregular elements) in the enemy's rear area along the main supply route (MSR) and near support sites.

STANDARD: The OPFOR element kills or wounds targets. 1. Sets up a well-concealed location. 2. Engages vehicle drivers or personnel on foot with short bursts of semiautomatic fire. 3. Kills or wounds selected targets. 4. Prevents the position from being discovered by enemy forces. 5. Evacuates the area without being spotted. 6. Reports all specified priority intelligence requirements (PIR) and other intelligence requirements to the OPFOR headquarters (HQ).

TASK: Surrender to the Capturing Unit on the Battlefield (5-OPFOR-0024)

CONDITION: The enemy has captured opposing forces (OPFOR) element's soldiers, documents, and equipment sensitive to the OPFOR tactical operations.

STANDARD: The OPFOR soldiers retain or destroy documents and equipment. The OPFOR element surrenders the documents and the equipment of no tactical use to the enemy and attempts to conceal or destroy items of tactical value. The OPFOR element attempts escape and evasion. 1. Prevents the successful capture of the documents and the equipment. 2. Destroys the documents and the equipment. 3. Removes identifying markings from the equipment. 4. Removes unit-identifying insignia. 5. Provides misleading information. 6. Plans an escape. 7. Delays movement to the nearest collection point. 8. Prevents safeguarding of the enemy prisoners of war (EPWs) in order to cause embarrassment to the United States (US).

TASK: Attack (5-OPFOR-0001)

CONDITION: The opposing forces (OPFOR) element has located the enemy. The priority intelligence requirements (PIR) and the other intelligence requirements have been obtained by OPFOR patrols. The OPFOR element has automatic and antiarmor weapons and light mortars.

STANDARD: The OPFOR element attempts to seize the terrain, the vehicles, or the equipment. 1. Develops an attack plan. 2. Surprises the enemy unit's main body. 3. Initiates the attack using a scheme of maneuver that exploits the enemy's flanks, gaps, and weaknesses. 4. Uses covered and concealed routes to approach the enemy forces' flanks, gaps, or weakly held areas. 5. Employs indirect fire to support the attack. 6. Penetrates enemy defenses. 7. Destroys the equipment and the supplies. 8. Inflicts heavy casualties. 9. Isolates the combat service support (CSS) base by blocking the reinforcements. 10. Forces the enemy units to displace. 11. Avoids being fixed in one position. 12. Withdraws before the CSS base is reinforced with tactical combat forces.

TASK: Defend a Minefield (5-OPFOR-0023)

CONDITION: The enemy is conducting a minefield sweeping operation. The opposing forces (OPFOR) element has a minefield placed in the enemy's path. The minefield is under constant observation and fire.

STANDARD: The OPFOR element defends a minefield against an enemy element conducting a minefield sweeping operation. 1. Prevents the unit from detecting the obstacle. 2. Disrupts the minefield sweeping operation. 3. Prevents the unit from conducting the minefield sweeping operation, prevents the unit from moving all personnel through the breach, or delays the completion of the minefield sweeping operation for more than 45 minutes.

ELEMENTS: Two General Construction Platoons
Six General Construction Squads

TASK: Conduct Runway/Taxiway Crater Repair (05-3-0780)
(TC 5-340)

ITERATION: 1 2 3 4 5 M (Circle)

COMMANDER/LEADER ASSESSMENT: T P U (Circle)

CONDITIONS: The platoon has been directed to repair large and small runway/taxiway craters. The location of the minimal operational strip (MOS) to be repaired has been designated. The maximum acceptable surface roughness criteria have been determined. Equipment, materials, host nation (HN) support, and other military support are available as appropriate. Some iterations of this task should be performed in MOPP4.

TASK STANDARDS: The platoon repairs runway/taxiway craters according to the mission statement and the standards outlined below. The time required to perform this task is increased when conducting it in mission-oriented protection posture.

TASK STEPS AND PERFORMANCE MEASURES	GO	NO-GO
<p>* 1. The platoon leader conducts troop-leading procedures.</p> <p>* 2. The platoon leader or the platoon sergeant (PSG) establishes jobsite security.</p> <p>3. The platoon executes runway/taxiway crater repair based on the priorities set by the battalion or company and the air base commander.</p> <ul style="list-style-type: none"> a. Incorporated HN and other military support, as appropriate. b. Assisted the Air Force in conducting emergency runway/taxiway crater repair. <p>NOTE: The platoon leader or the PSG controls the quality of operations. He ensures that emergency repairs are capable of withstanding 1,000 sorties of an F4 (or 500 sorties of an F15) and 50 sorties of a C141B before requiring additional maintenance.</p> <ul style="list-style-type: none"> (1) Removed all pavement exceeding surface roughness criteria. (2) Placed debris smaller than 12 inches in diameter in the crater. Compacted the debris to a final grade not higher than 16 inches below existing pavement. (3) Placed an impervious membrane on top of the compacted debris. (4) Placed one layer of sand grid and used pickets or placed the sand on the corners and sides to prevent the grid from retracting. (5) Filled the grid with sand using hand shovels or bucket loaders. (6) Placed a second layer of grid on top of the first. Offset the second layer so that the edges of both layers did not line up directly. (7) Filled the second layer using the same procedure as the first. (8) Towed the fiberglass reinforced with polyurethane (FRP) mat over the crater. Drilled anchor holes and bolted the mat to the pavement. (9) Removed all debris and construction material from the repair area. (10) Completed repair of the MOS within 4 hours after enemy attack. <p>4. The platoon conducts beyond-emergency repairs based on the priorities set by the battalion or company and the air base commander.</p> <ul style="list-style-type: none"> a. Incorporated HN and other military support, as appropriate. b. Conducted beyond-emergency repairs not later than 12 to 20 hours after the emergency repairs were completed. 		

TASK STEPS AND PERFORMANCE MEASURES	GO	NO-GO
<p>NOTE: The platoon leader or the PSG controls the quality of operations and ensures that the beyond-emergency repairs are capable of withstanding unlimited sorties by a fighter aircraft and 2,200 sorties by a C141B before requiring additional maintenance.</p> <p>c. Conducted beyond-emergency repair using concrete cap.</p> <ol style="list-style-type: none"> (1) Removed pavement exceeding the surface roughness criteria. (2) Backfilled the crater using debris smaller than 12 inches in diameter and compacted. Ensured that the compacted debris was no higher than 28 inches below the existing pavement. (3) Placed well-graded, crushed aggregate on the compacted debris in lifts having a thickness of 12 inches or less. (4) Compacted the lower lift to 95 percent compactive effort, 55 blows per layer (CE 55) density and compacted the top lift to 100 percent CE 55 density. (5) Terminated the top lift at least 12 inches below the existing pavement. (6) Compacted along the edge of the crater using plate compactors and hand tampers. (7) Screed by hand the craters that were smaller than 30 feet in diameter. (8) Used the concrete pedestal screeding method for damaged areas larger than 30 feet in diameter. (9) Used a string line to prepare the center of the crater and to even up the pedestal with the surface of the runway pavement. (10) Secured the screed beam to the pedestal by placing a steel pin through the beam into the slot in the pedestal. (11) Cleaned the edges of the crater and placed the starter (artificial headboard) form in the crater. (12) Removed the starter form from the crater as soon as the placement was completed. (13) Placed the 12-inch cap with either Type I/normal or Type III/high-early cement mix to achieve a compressive strength of at least 1,500 pounds per square inch (psi) within 24 hours. (14) Finished the surface until it was smooth and level with the surrounding pavement. (15) Removed the screed from the pedestal. (16) Cleared the repair area of all debris and construction materials. <p>d. The platoon conducted beyond-emergency repair using stone and grout.</p> <ol style="list-style-type: none"> (1) Removed pavement exceeding the surface roughness criteria. (2) Backfilled the crater using debris smaller than 12 inches in diameter and compacted. Ensured that the compacted debris was no higher than 28 inches below the existing pavement. (3) Places well graded, crushed stone on the compacted debris in lifts. Lift thickness should not exceed 12 inches. (4) Compacted to 95 percent CE 55 density. Used plate compactors and hand tampers to compact around the edges and ensure a uniform effort. (5) Thoroughly cleaned the crater edges and placed a layer of sand approximately 1 foot wide by 1 to 2 inches deep around the entire inside of the crater. (6) Placed impervious membrane over entire gravel surface. (7) Mixed the grout according to specifications. (8) Filled the crater cap approximately 50 percent full (about 8 inches below the existing pavement) with grout. (9) Added calcium chloride accelerator to the grout mix. (10) Placed 3-inch, uniformly graded stone into the grout until the stone level was even with the existing pavement. 		

TASK STEPS AND PERFORMANCE MEASURES	GO	NO-GO
<p>(11) Worked stone into the grout until all the stone was covered and a uniform cross section existed.</p> <p>(12) Used a vibratory wheel roller to compact the grout cap.</p> <p>(13) Kept the uniformly graded material free of contamination from fines to ensure good percolation.</p> <p>(14) Added grout and stone until the surface of the cap matched the level of the existing pavement.</p> <p>(15) Finished the surface until it was smooth and level with the existing pavement.</p> <p>(16) The platoon leader ensured that the final repair met the specifications required and was accepted by the air base.</p> <p>e. Assisted the Air Force and conducted spall repair using Silikal.</p> <p>(1) Removed loose debris, unsound pavement, and water from the spall hole.</p> <p>(2) Formed holes 1 inch deep in the sides, if the hole was dish-shaped.</p> <p>(3) Poured the powder component into the polyethylene mixing bag.</p> <p>(4) Poured the benzoyl peroxide into the mixing bag. Mixed the two powder components together before adding the liquid.</p> <p>(5) Poured hardener (and accelerator if the temperature was below freezing) into the mixing bag.</p> <p>(6) Closed the bag and kneaded the contents for 1 to 2 minutes or until a consistent mixture was formed.</p> <p>(7) If the spall was more than 2 inches deep, extended the amount of Silikal by adding up to 33 pounds of dry pea gravel to the mixing bag. Mixed the contents for an additional 30 seconds.</p> <p>(8) Poured the contents of the bag into the spall.</p> <p>(9) Tamped the mixture and smoothed the surface with a trowel until it was level with the surrounding surface.</p> <p>(10) Cleared the repair area of all debris and construction materials.</p> <p>(11) Completed an emergency repair within 4 hours.</p> <p>(12) Ensured that the repair met specifications and was accepted by the air base.</p> <p>* 5. The platoon leader submits status reports to the company as prescribed in the unit's standing operating procedure (SOP).</p>		

TASK PERFORMANCE / EVALUATION SUMMARY BLOCK							
ITERATION	1	2	3	4	5	M	TOTAL
TOTAL TASK STEPS EVALUATED							
TOTAL TASK STEPS "GO"							
TRAINING STATUS "GO"/"NO-GO"							

"*" indicates a leader task step.

SUPPORTING INDIVIDUAL TASKS

Task Number	Task Title	References
052-252-1036	Product Concrete with the Concrete Mobile Mixer (Model M919)	STP 5-62H13-SM-TG
052-252-3055	Direct Employment of a Concrete Mobile Mixer (Model M919)	STP 5-62H13-SM-TG

SUPPORTING INDIVIDUAL TASKS

Task Number	Task Title	References
052-253-1051	Compact Loose Material with High-Speed Tamping Foot Compactor	STP 5-62J12-SM-TG
052-253-1053	Roll Material with Self-Propelled Vibratory Roller	STP 5-62J12-SM-TG
052-254-1057	Backfill with the Scoop Loader	STP 5-62E12-SM-TG
052-254-1058	Construct a Stockpile with the Scoop Loader	STP 5-62E12-SM-TG
052-254-1060	Load a Haul Unit with the Scoop Loader	STP 5-62E12-SM-TG
052-254-1061	Move a Load with the Scoop Loader Clamshell	STP 5-62E12-SM-TG
052-256-3034	Organize Jobsite Security	STP 5-62N34-SM-TG

SUPPORTING COLLECTIVE TASKS

Task Number	Task Title	References
05-3-0904.05-R01A	Establish Jobsite Security	ARTEP 5-025-66-MTP ARTEP 5-026-34-MTP ARTEP 5-027-10-MTP ARTEP 5-027-35-MTP ARTEP 5-053-11-MTP ARTEP 5-053-12-MTP ARTEP 5-053-35-MTP ARTEP 5-063-10-MTP ARTEP 5-063-11-MTP ARTEP 5-063-35-MTP ARTEP 5-113-11-MTP ARTEP 5-113-12-MTP ARTEP 5-113-35-MTP ARTEP 5-145-12-MTP ARTEP 5-145-32-MTP ARTEP 5-155-66-MTP ARTEP 5-156-34-MTP ARTEP 5-157-10-MTP ARTEP 5-157-35-MTP ARTEP 5-215-66-MTP ARTEP 5-216-34-MTP ARTEP 5-217-10-MTP ARTEP 5-217-35-MTP ARTEP 5-335-60-MTP ARTEP 5-335-65-MTP ARTEP 5-335-66-MTP ARTEP 5-335-70-MTP ARTEP 5-336-34-MTP ARTEP 5-337-10-MTP ARTEP 5-337-35-MTP ARTEP 5-402-33-MTP ARTEP 5-402-68-MTP ARTEP 5-412-68-MTP ARTEP 5-412-69-MTP ARTEP 5-413-35-MTP ARTEP 5-415-66-MTP ARTEP 5-416-14-MTP ARTEP 5-416-34-MTP ARTEP 5-417-13-MTP

SUPPORTING COLLECTIVE TASKS

Task Number	Task Title	References
		ARTEP 5-417-17-MTP
		ARTEP 5-417-35-MTP
		ARTEP 5-423-11-MTP
		ARTEP 5-423-35-MTP
		ARTEP 5-424-35-MTP
		ARTEP 5-425-66-MTP
		ARTEP 5-426-34-MTP
		ARTEP 5-427-10-MTP
		ARTEP 5-427-35-MTP
		ARTEP 5-434-35-MTP
		ARTEP 5-435-66-MTP
		ARTEP 5-435-67-MTP
		ARTEP 5-436-35-MTP
		ARTEP 5-436-37-MTP
		ARTEP 5-437-10-MTP
		ARTEP 5-437-11-MTP
		ARTEP 5-437-36-MTP
		ARTEP 5-437-38-MTP
		ARTEP 5-443-35-MTP
		ARTEP 5-445-64-MTP
		ARTEP 5-445-66-MTP
		ARTEP 5-446-34-MTP
		ARTEP 5-446-36-MTP
		ARTEP 5-447-10-MTP
		ARTEP 5-447-11-MTP
		ARTEP 5-447-35-MTP
		ARTEP 5-447-37-MTP
		ARTEP 5-463-10-MTP
		ARTEP 5-463-12-MTP
		ARTEP 5-463-15-MTP
		ARTEP 5-463-17-MTP
		ARTEP 5-463-35-MTP
		ARTEP 5-463-36-MTP
		ARTEP 5-473-35-MTP
		ARTEP 5-603-35-MTP
		ARTEP 5-607-35-MTP
		ARTEP 5-608-35-MTP
05-3-1018.05-R01A	Conduct Troop-Leading Procedures	ARTEP 5-025-66-MTP
		ARTEP 5-026-34-MTP
		ARTEP 5-027-10-MTP
		ARTEP 5-027-35-MTP
		ARTEP 5-053-11-MTP
		ARTEP 5-053-12-MTP
		ARTEP 5-053-35-MTP
		ARTEP 5-113-11-MTP
		ARTEP 5-113-12-MTP
		ARTEP 5-113-35-MTP
		ARTEP 5-155-66-MTP
		ARTEP 5-156-34-MTP
		ARTEP 5-157-10-MTP
		ARTEP 5-157-35-MTP
		ARTEP 5-215-66-MTP
		ARTEP 5-216-34-MTP

SUPPORTING COLLECTIVE TASKS

Task Number	Task Title	References
		ARTEP 5-217-10-MTP
		ARTEP 5-217-35-MTP
		ARTEP 5-425-66-MTP
		ARTEP 5-426-34-MTP
		ARTEP 5-427-10-MTP
		ARTEP 5-427-35-MTP
		ARTEP 5-445-64-MTP
		ARTEP 5-445-66-MTP
		ARTEP 5-446-34-MTP
		ARTEP 5-446-36-MTP
		ARTEP 5-447-10-MTP
		ARTEP 5-447-11-MTP
		ARTEP 5-447-35-MTP
		ARTEP 5-447-37-MTP
		ARTEP 5-463-10-MTP
		ARTEP 5-463-12-MTP
		ARTEP 5-463-15-MTP
		ARTEP 5-463-17-MTP
		ARTEP 5-463-35-MTP
		ARTEP 5-463-36-MTP
		ARTEP 5-473-35-MTP

OPFOR TASKS AND STANDARDS

TASK: Conduct an Ambush (5-OPFOR-0007)

CONDITION: The enemy is moving in a convoy. The opposing forces (OPFOR) element is positioned along the enemy's route.

STANDARD: The OPFOR element inflicts casualties on the enemy and causes vehicle and equipment damage. 1. Prepares an ambush site before the element arrives. 2. Surprises march element forces. 3. Inflicts heavy casualties within the designated kill zone. 4. Inflicts heavy damage to the vehicles and the equipment within the designated kill zone. 5. Delays the march element from reaching a specified destination for a specified period of time. 6. Withdraws on order. 7. Sustains no casualties. 8. Reports actions to superiors.

TASK: Maintain Contact (5-OPFOR-0003)

CONDITION: The opposing forces (OPFOR) element is engaged with enemy base-defense forces. The enemy forces are withdrawing under pressure.

STANDARD: The OPFOR element maintains enemy contact while the enemy withdraws. 1. Engages the enemy forces decisively. 2. Advances the OPFOR as the enemy forces withdraw. 3. Inflicts heavy casualties. 4. Captures the members of the enemy force. 5. Captures documents and equipment. 6. Safeguards the captured documents, the equipment, and the personnel.

TASK: Conduct a Raid (5-OPFOR-0004)

CONDITION: The opposing forces (OPFOR) element has occupied an objective rally point and has orders to conduct a raid on a combat service support (CSS) base.

STANDARD: The OPFOR element infiltrates the enemy's base and destroys all of the targets. 1. Surprises the enemy forces. 2. Assaults the support base and accomplishes the assigned tasks. 3. Destroys the specified equipment and supplies. 4. Avoids being decisively engaged. 5. Withdraws all personnel from the objective areas within the time prescribed. 6. Obtains all priority intelligence requirements (PIR) from the raid site. 7. Sustains only light casualties from enemy fire.

TASK: Conduct an Attack (5-OPFOR-0008)

CONDITION: The enemy is conducting tactical operations. The opposing forces (OPFOR) element receives orders to attack the enemy, the area of occupation, or the main supply route (MSR) with smoke.

STANDARD: The OPFOR element disrupts the enemy's movement and smoke operations. 1. Determines the delivery method of the smoke attack. 2. Locates the target. 3. Delivers the smoke attack downwind. 4. Attacks the enemy with smoke, and surge attacks when the enemy responds to the smoke.

TASK: Disrupt a Net Control Station (NCS) (5-OPFOR-0019)

CONDITION: The enemy has established a NCS. The opposing forces (OPFOR) element has radio and jamming equipment.

STANDARD: The OPFOR element attempts to disrupt an NCS. 1. Attempts to locate the radio frequency that the unit is operating on. 2. Attempts to enter the radio net. 3. Attempts to issue "bogus" orders to a unit on the net. 4. Jams the radio frequency and forces the unit to go to an alternate frequency.

TASK: Disrupt Construction of Vehicle Fighting Positions (5-OPFOR-0020)

CONDITION: The opposing forces (OPFOR) element has located the enemy. The priority intelligence requirements (PIR) and other intelligence obtained by OPFOR patrols indicate the enemy is constructing vehicle fighting positions within its defensive area. The OPFOR element has automatic and antiarmor weapons and light mortars.

STANDARD: The OPFOR element attempts to disrupt the enemy's efforts to establish vehicle fighting positions. 1. Locates the defensive area. 2. Surprises the main body. 3. Penetrates the defensive area with squad-size probes. 4. Inflicts casualties on the unit. 5. Destroys vehicles. 6. Disrupts the unit's preparations (prevents or delays beyond the unit's allotted time).

TASK: Defeat Obstacles (5-OPFOR-0009)

CONDITION: The opposing forces (OPFOR) element encounters an obstacle that blocks the avenue of approach as it advances upon the enemy forces.

STANDARD: The OPFOR element bypasses or breaches the enemy obstacle. 1. Detects the obstacle before halting its main body. 2. Defeats the obstacle. a. Bypasses the obstacle without entering the engagement areas. b. Breaches the obstacle within 45 minutes and passes its entire force through the obstacle. 3. Does not incur degradation to the point that the mission must be discontinued.

TASK: Disrupt an Engineer Reconnaissance (5-OPFOR-0022)

CONDITION: The enemy is conducting an engineer reconnaissance. The opposing forces (OPFOR) element is positioned along the enemy's route.

STANDARD: The OPFOR element disrupts an engineer reconnaissance. 1. Prevents the unit from meeting its specified time schedule. 2. Forces the unit to deviate from its specified route. 3. Prevents the unit from accomplishing its assigned engineer reconnaissance. 4. Surprises the unit conducting the reconnaissance.

TASK: Conduct an Aerial Reconnaissance (5-OPFOR-0010)

CONDITION: The opposing forces (OPFOR) headquarters (HQ) element requires intelligence on the locations and identification of the enemy elements. Aircraft is dispatched to take photographs and make a visual inspection of the enemy rear area.

STANDARD: The OPFOR element gathers photograph intelligence of the enemy. 1. Photographs the assigned sectors. 2. Makes quick visual checks where the ceiling is low. 3. Locates enemy positions in the area, particularly support and storage bases, and command and control (C2) facilities. 4. Sustains no loss of aircraft. 5. Reports priority intelligence requirements (PIR) and other information requirements to the OPFOR HQ.

TASK: Conduct Terrorist and Saboteur Attacks (5-OPFOR-0005)

CONDITION: The opposing forces (OPFOR) element dispatches small teams into the enemy's rear area to disrupt combat service support (CSS) operations.

STANDARD: The enemy sustains disrupted command and control (C2), destroyed equipment and supplies, and light casualties. 1. Locates rear support bases and C2 facilities. 2. Delays and disrupts CSS operations through probes. 3. Infiltrates CSS bases to conduct sabotage and terrorist activities. 4. Inflicts light casualties. 5. Destroys supplies and equipment.

TASK: Disrupt a Route Reconnaissance (5-OPFOR-0021)

CONDITION: The enemy is conducting a route reconnaissance. The opposing forces (OPFOR) element is positioned along the enemy's route.

STANDARD: The OPFOR element attempts to disrupt a squad/section conducting a route reconnaissance. 1. Prevents the unit from meeting its specified time schedule. 2. Forces the unit to deviate from its specified route. 3. Prevents the unit from reaching its assigned destination. 4. Surprises the squad/section. 5. Inflicts casualties on the unit.

TASK: Disrupt Defensive Preparations (5-OPFOR-0018)

CONDITION: The opposing forces (OPFOR) element has located the enemy. Priority intelligence requirements (PIR) and other intelligence requirements obtained by OPFOR patrols indicate that the enemy elements are establishing defensive positions. The OPFOR element has automatic and antiarmor weapons and light mortars.

STANDARD: The OPFOR element disrupts and delays the enemy's defensive preparations. 1. Locates and penetrates the enemy's security system. 2. Forces the enemy to delay defensive preparations. 3. Disrupts the enemy's obstacle preparations.

TASK: Disrupt Quartering Party Operations (5-OPFOR-0017)

CONDITION: The enemy is conducting quartering party operations. It has established an assembly area (AA) but has not moved in the main body.

STANDARD: The opposing forces (OPFOR) element attempts to disrupt quartering party operations and infiltrate the enemy's AA. 1. Locates the quartering party and the AA. 2. Surprises the main body. 3. Penetrates the AA with squad-size probes. 4. Inflicts personnel casualties and vehicle damage. 5. Disrupts the unit's preparations (prevents or delays beyond the unit's allotted time).

TASK: Disrupt Enemy Movement and Operations Using Tactical Nuclear Weapons (5-OPFOR-0016)

CONDITION: The opposing forces (OPFOR) element has located the enemy. Priority intelligence requirements (PIR) and other intelligence requirements have been obtained by OPFOR patrols. Tactical nuclear weapons are employed against key locations in the rear area.

STANDARD: The OPFOR element disrupts enemy movement and operations. 1. Disrupts or delays the movement of the enemy's equipment and supplies to the forward areas. 2. Destroys enemy equipment and supplies. 3. Inflicts a high rate of nuclear casualties among the enemy forces. 4. Denies the enemy the use of specified areas. 5. Contaminates the enemy's equipment and supplies.

TASK: Disrupt Enemy Movement and Operations Using Persistent and Nonpersistent Chemical Weapons (5-OPFOR-0015)

CONDITION: The opposing forces (OPFOR) element has located the enemy. Priority intelligence requirements (PIR) and other intelligence requirements have been obtained by OPFOR patrols. The OPFOR units deliver chemical agents, by means of conventional artillery weapons or aircraft, along selected supply routes and key bases in the rear area.

STANDARD: The OPFOR element disrupts enemy movement and operations using persistent and nonpersistent chemical weapons. 1. Delivers chemical agents in low and densely wooded areas. 2. Delays the movement of enemy supplies and equipment to the forward areas. 3. Restricts the movement of the enemy units in the rear area. 4. Channels the movement of enemy units into predesignated ambush areas. 5. Contaminates enemy supplies and equipment. 6. Inflicts a high rate of casualties on enemy forces.

TASK: Counter Passage of Lines (5-OPFOR-0012)

CONDITION: Enemy forces are in defensive positions, but they are expected to attempt passage-of-lines operations. The opposing forces (OPFOR) received orders to disrupt enemy passage-of-lines operations.

STANDARD: The OPFOR element delays or prevents enemy passage of lines. 1. Delays the passage. 2. Prevents the company from moving all personnel through the stationary unit. 3. Engages the main body of either the moving or the stationary unit.

TASK: Disrupt Movement (5-OPFOR-0014)

CONDITION: The enemy is expected to move through the opposing forces (OPFOR) element's area of operations. The OPFOR element has received an operation order (OPORD) or fragmentary order (FRAGO) to disrupt enemy movement. The enemy has the capability to defend with direct fire and antiarmor weapons.

STANDARD: The OPFOR element delays enemy movement. 1. Delays the element. 2. Forces the element to deviate from its route. 3. Prevents the element from reaching its destination. 4. Surprises the element's main body.

TASK: Disrupt Assembly Area (AA) Activities (5-OPFOR-0013)

CONDITION: Intelligence reports indicate that platoon- and company-size enemy units are operating in the opposing forces (OPFOR) area of operations. Enemy units can defend from AAs with direct fire, antiarmor weapons, and indirect fire. The enemy has close air support (CAS) and nuclear, biological, and chemical (NBC) capabilities.

STANDARD: The OPFOR element locates and disrupts the enemy's AA activities. 1. Locates the element's AA. 2. Probes the AA with squad- or team-size elements. 3. Inflicts more than 5 percent casualties on the element. 4. Disrupts the element's preparations (prevents or delays beyond the element's allotted time).

TASK: Conduct Air Attacks (5-OPFOR-0002)

CONDITION: The opposing forces (OPFOR) element in the rear area has forwarded the positions of the enemy support sites or the locations of moving elements. The OPFOR aircraft have been dispatched to attack enemy installations or convoys.

STANDARD: The OPFOR element attempts to delay, disrupt, or damage the enemy targets by air. 1. Locates the target (support sites or convoys). 2. Makes attack runs on the designated targets. 3. Inflicts heavy damage to the selected target. 4. Sustains no loss of aircraft. 5. Delays moving the force for more than one hour.

TASK: Conduct Sniper Operations (5-OPFOR-0006)

CONDITION: The opposing forces (OPFOR) element has assigned snipers (regular or irregular elements) in the enemy's rear area along the main supply route (MSR) and near support sites.

STANDARD: The OPFOR element kills or wounds targets. 1. Sets up a well-concealed location. 2. Engages vehicle drivers or personnel on foot with short bursts of semiautomatic fire. 3. Kills or wounds selected targets. 4. Prevents the position from being discovered by enemy forces. 5. Evacuates the area without being spotted. 6. Reports all specified priority intelligence requirements (PIR) and other intelligence requirements to the OPFOR headquarters (HQ).

TASK: Surrender to the Capturing Unit on the Battlefield (5-OPFOR-0024)

CONDITION: The enemy has captured opposing forces (OPFOR) element's soldiers, documents, and equipment sensitive to the OPFOR tactical operations.

STANDARD: The OPFOR soldiers retain or destroy documents and equipment. The OPFOR element surrenders the documents and the equipment of no tactical use to the enemy and attempts to conceal or destroy items of tactical value. The OPFOR element attempts escape and evasion. 1. Prevents the successful capture of the documents and the equipment. 2. Destroys the documents and the equipment. 3. Removes identifying markings from the equipment. 4. Removes unit-identifying insignia. 5. Provides misleading information. 6. Plans an escape. 7. Delays movement to the nearest collection point. 8. Prevents safeguarding of the enemy prisoners of war (EPWs) in order to cause embarrassment to the United States (US).

TASK: Attack (5-OPFOR-0001)

CONDITION: The opposing forces (OPFOR) element has located the enemy. The priority intelligence requirements (PIR) and the other intelligence requirements have been obtained by OPFOR patrols. The OPFOR element has automatic and antiarmor weapons and light mortars.

STANDARD: The OPFOR element attempts to seize the terrain, the vehicles, or the equipment. 1. Develops an attack plan. 2. Surprises the enemy unit's main body. 3. Initiates the attack using a scheme of maneuver that exploits the enemy's flanks, gaps, and weaknesses. 4. Uses covered and concealed routes to approach the enemy forces' flanks, gaps, or weakly held areas. 5. Employs indirect fire to support the attack. 6. Penetrates enemy defenses. 7. Destroys the equipment and the supplies. 8. Inflicts heavy casualties. 9. Isolates the combat service support (CSS) base by blocking the reinforcements. 10. Forces the enemy units to displace. 11. Avoids being fixed in one position. 12. Withdraws before the CSS base is reinforced with tactical combat forces.

TASK: Defend a Minefield (5-OPFOR-0023)

CONDITION: The enemy is conducting a minefield sweeping operation. The opposing forces (OPFOR) element has a minefield placed in the enemy's path. The minefield is under constant observation and fire.

STANDARD: The OPFOR element defends a minefield against an enemy element conducting a minefield sweeping operation. 1. Prevents the unit from detecting the obstacle. 2. Disrupts the minefield sweeping operation. 3. Prevents the unit from conducting the minefield sweeping operation, prevents the unit from moving all personnel through the breach, or delays the completion of the minefield sweeping operation for more than 45 minutes.

ELEMENTS: Two General Construction Platoons
Six General Construction Squads

TASK: Construct/Repair Headwalls (05-3-0784)
(FM 5-426) (FM 5-412) (FM 5-428)

ITERATION: 1 2 3 4 5 M (Circle)

COMMANDER/LEADER ASSESSMENT: T P U (Circle)

CONDITIONS: The platoon is given a mission to construct/repair a head wall. Required materials and pile-driving equipment is available. Some iterations of this task should be performed in MOPP4.

TASK STANDARDS: The head wall is constructed according to the mission statement and procedures outlined below. The time required to perform this task is increased when conducting it in mission-oriented protection posture (MOPP) 4.

TASK STEPS AND PERFORMANCE MEASURES	GO	NO-GO
* 1. The platoon leader conducts troop-leading procedures.		
* 2. The platoon leader or the platoon sergeant (PSG) establishes jobsite security.		
* 3. The platoon leader or the PSG determines head wall requirements. <ul style="list-style-type: none"> a. Constructed/repared head walls on the upstream end of all culverts. b. Constructed/repared head walls on the downstream end of all concrete culverts. c. Constructed/repared head walls on the downstream end of the corrugated metal pipe (CMP) culvert when the pipe did not extend at least 2 feet beyond the toe of the fill. 		
4. The platoon constructs/repairs the head wall. <ul style="list-style-type: none"> a. The platoon leader aligned the head wall parallel to the road centerline. b. Constructed/repared the head wall foundation. c. Constructed/repared the head wall according to design criteria. d. Ensured that the head wall did not protrude above the shoulder grade. 		
* 5. The platoon leader or the PSG submits progress reports to the company as prescribed by unit's standing operating procedure (SOP).		

TASK PERFORMANCE / EVALUATION SUMMARY BLOCK							
ITERATION	1	2	3	4	5	M	TOTAL
TOTAL TASK STEPS EVALUATED							
TOTAL TASK STEPS "GO"							
TRAINING STATUS "GO"/"NO-GO"							

"*" indicates a leader task step.

SUPPORTING INDIVIDUAL TASKS

Task Number	Task Title	References
052-255-1044	Install Pile Driver	STP 5-62F12-SM-TG
052-256-3020	Interpret a Construction Print	STP 5-62N34-SM-TG
052-256-3034	Organize Jobsite Security	STP 5-62N34-SM-TG

SUPPORTING INDIVIDUAL TASKS

Task Number	Task Title	References
052-256-4141	Determine Events in a Construction Project	STP 5-62N34-SM-TG
052-256-4143	Schedule Work in a Construction Project	STP 5-62N34-SM-TG

SUPPORTING COLLECTIVE TASKS

Task Number	Task Title	References
05-3-0789	Construct/Repair a Concrete Structure	ARTEP 5-417-17-MTP ARTEP 5-530-16-MTP
05-3-0904.05-R01A	Establish Jobsite Security	ARTEP 5-025-66-MTP ARTEP 5-026-34-MTP ARTEP 5-027-10-MTP ARTEP 5-027-35-MTP ARTEP 5-053-11-MTP ARTEP 5-053-12-MTP ARTEP 5-053-35-MTP ARTEP 5-063-10-MTP ARTEP 5-063-11-MTP ARTEP 5-063-35-MTP ARTEP 5-113-11-MTP ARTEP 5-113-12-MTP ARTEP 5-113-35-MTP ARTEP 5-145-12-MTP ARTEP 5-145-32-MTP ARTEP 5-155-66-MTP ARTEP 5-156-34-MTP ARTEP 5-157-10-MTP ARTEP 5-157-35-MTP ARTEP 5-215-66-MTP ARTEP 5-216-34-MTP ARTEP 5-217-10-MTP ARTEP 5-217-35-MTP ARTEP 5-335-60-MTP ARTEP 5-335-65-MTP ARTEP 5-335-66-MTP ARTEP 5-335-70-MTP ARTEP 5-336-34-MTP ARTEP 5-337-10-MTP ARTEP 5-337-35-MTP ARTEP 5-402-33-MTP ARTEP 5-402-68-MTP ARTEP 5-412-68-MTP ARTEP 5-412-69-MTP ARTEP 5-413-35-MTP ARTEP 5-415-66-MTP ARTEP 5-416-14-MTP ARTEP 5-416-34-MTP ARTEP 5-417-13-MTP ARTEP 5-417-17-MTP ARTEP 5-417-35-MTP ARTEP 5-423-11-MTP ARTEP 5-423-35-MTP ARTEP 5-424-35-MTP ARTEP 5-425-66-MTP

SUPPORTING COLLECTIVE TASKS

Task Number	Task Title	References
05-3-1018.05-R01A	Conduct Troop-Leading Procedures	ARTEP 5-426-34-MTP ARTEP 5-427-10-MTP ARTEP 5-427-35-MTP ARTEP 5-434-35-MTP ARTEP 5-435-66-MTP ARTEP 5-435-67-MTP ARTEP 5-436-35-MTP ARTEP 5-436-37-MTP ARTEP 5-437-10-MTP ARTEP 5-437-11-MTP ARTEP 5-437-36-MTP ARTEP 5-437-38-MTP ARTEP 5-443-35-MTP ARTEP 5-445-64-MTP ARTEP 5-445-66-MTP ARTEP 5-446-34-MTP ARTEP 5-446-36-MTP ARTEP 5-447-10-MTP ARTEP 5-447-11-MTP ARTEP 5-447-35-MTP ARTEP 5-447-37-MTP ARTEP 5-463-10-MTP ARTEP 5-463-12-MTP ARTEP 5-463-15-MTP ARTEP 5-463-17-MTP ARTEP 5-463-35-MTP ARTEP 5-463-36-MTP ARTEP 5-473-35-MTP ARTEP 5-603-35-MTP ARTEP 5-607-35-MTP ARTEP 5-608-35-MTP ARTEP 5-025-66-MTP ARTEP 5-026-34-MTP ARTEP 5-027-10-MTP ARTEP 5-027-35-MTP ARTEP 5-053-11-MTP ARTEP 5-053-12-MTP ARTEP 5-053-35-MTP ARTEP 5-113-11-MTP ARTEP 5-113-12-MTP ARTEP 5-113-35-MTP ARTEP 5-155-66-MTP ARTEP 5-156-34-MTP ARTEP 5-157-10-MTP ARTEP 5-157-35-MTP ARTEP 5-215-66-MTP ARTEP 5-216-34-MTP ARTEP 5-217-10-MTP ARTEP 5-217-35-MTP ARTEP 5-425-66-MTP ARTEP 5-426-34-MTP ARTEP 5-427-10-MTP ARTEP 5-427-35-MTP

SUPPORTING COLLECTIVE TASKS

Task Number	Task Title	References
		ARTEP 5-445-64-MTP
		ARTEP 5-445-66-MTP
		ARTEP 5-446-34-MTP
		ARTEP 5-446-36-MTP
		ARTEP 5-447-10-MTP
		ARTEP 5-447-11-MTP
		ARTEP 5-447-35-MTP
		ARTEP 5-447-37-MTP
		ARTEP 5-463-10-MTP
		ARTEP 5-463-12-MTP
		ARTEP 5-463-15-MTP
		ARTEP 5-463-17-MTP
		ARTEP 5-463-35-MTP
		ARTEP 5-463-36-MTP
		ARTEP 5-473-35-MTP

OPFOR TASKS AND STANDARDS

TASK: Conduct an Ambush (5-OPFOR-0007)

CONDITION: The enemy is moving in a convoy. The opposing forces (OPFOR) element is positioned along the enemy's route.

STANDARD: The OPFOR element inflicts casualties on the enemy and causes vehicle and equipment damage. 1. Prepares an ambush site before the element arrives. 2. Surprises march element forces. 3. Inflicts heavy casualties within the designated kill zone. 4. Inflicts heavy damage to the vehicles and the equipment within the designated kill zone. 5. Delays the march element from reaching a specified destination for a specified period of time. 6. Withdraws on order. 7. Sustains no casualties. 8. Reports actions to superiors.

TASK: Maintain Contact (5-OPFOR-0003)

CONDITION: The opposing forces (OPFOR) element is engaged with enemy base-defense forces. The enemy forces are withdrawing under pressure.

STANDARD: The OPFOR element maintains enemy contact while the enemy withdraws. 1. Engages the enemy forces decisively. 2. Advances the OPFOR as the enemy forces withdraw. 3. Inflicts heavy casualties. 4. Captures the members of the enemy force. 5. Captures documents and equipment. 6. Safeguards the captured documents, the equipment, and the personnel.

TASK: Conduct a Raid (5-OPFOR-0004)

CONDITION: The opposing forces (OPFOR) element has occupied an objective rally point and has orders to conduct a raid on a combat service support (CSS) base.

STANDARD: The OPFOR element infiltrates the enemy's base and destroys all of the targets. 1. Surprises the enemy forces. 2. Assaults the support base and accomplishes the assigned tasks. 3. Destroys the specified equipment and supplies. 4. Avoids being decisively engaged. 5. Withdraws all personnel from the objective areas within the time prescribed. 6. Obtains all priority intelligence requirements (PIR) from the raid site. 7. Sustains only light casualties from enemy fire.

TASK: Conduct an Attack (5-OPFOR-0008)

CONDITION: The enemy is conducting tactical operations. The opposing forces (OPFOR) element receives orders to attack the enemy, the area of occupation, or the main supply route (MSR) with smoke.

STANDARD: The OPFOR element disrupts the enemy's movement and smoke operations. 1. Determines the delivery method of the smoke attack. 2. Locates the target. 3. Delivers the smoke attack downwind. 4. Attacks the enemy with smoke, and surge attacks when the enemy responds to the smoke.

TASK: Disrupt a Net Control Station (NCS) (5-OPFOR-0019)

CONDITION: The enemy has established a NCS. The opposing forces (OPFOR) element has radio and jamming equipment.

STANDARD: The OPFOR element attempts to disrupt an NCS. 1. Attempts to locate the radio frequency that the unit is operating on. 2. Attempts to enter the radio net. 3. Attempts to issue "bogus" orders to a unit on the net. 4. Jams the radio frequency and forces the unit to go to an alternate frequency.

TASK: Disrupt Construction of Vehicle Fighting Positions (5-OPFOR-0020)

CONDITION: The opposing forces (OPFOR) element has located the enemy. The priority intelligence requirements (PIR) and other intelligence obtained by OPFOR patrols indicate the enemy is constructing vehicle fighting positions within its defensive area. The OPFOR element has automatic and antiarmor weapons and light mortars.

STANDARD: The OPFOR element attempts to disrupt the enemy's efforts to establish vehicle fighting positions. 1. Locates the defensive area. 2. Surprises the main body. 3. Penetrates the defensive area with squad-size probes. 4. Inflicts casualties on the unit. 5. Destroys vehicles. 6. Disrupts the unit's preparations (prevents or delays beyond the unit's allotted time).

TASK: Defeat Obstacles (5-OPFOR-0009)

CONDITION: The opposing forces (OPFOR) element encounters an obstacle that blocks the avenue of approach as it advances upon the enemy forces.

STANDARD: The OPFOR element bypasses or breaches the enemy obstacle. 1. Detects the obstacle before halting its main body. 2. Defeats the obstacle. a. Bypasses the obstacle without entering the engagement areas. b. Breaches the obstacle within 45 minutes and passes its entire force through the obstacle. 3. Does not incur degradation to the point that the mission must be discontinued.

TASK: Disrupt an Engineer Reconnaissance (5-OPFOR-0022)

CONDITION: The enemy is conducting an engineer reconnaissance. The opposing forces (OPFOR) element is positioned along the enemy's route.

STANDARD: The OPFOR element disrupts an engineer reconnaissance. 1. Prevents the unit from meeting its specified time schedule. 2. Forces the unit to deviate from its specified route. 3. Prevents the unit from accomplishing its assigned engineer reconnaissance. 4. Surprises the unit conducting the reconnaissance.

TASK: Conduct an Aerial Reconnaissance (5-OPFOR-0010)

CONDITION: The opposing forces (OPFOR) headquarters (HQ) element requires intelligence on the locations and identification of the enemy elements. Aircraft is dispatched to take photographs and make a visual inspection of the enemy rear area.

STANDARD: The OPFOR element gathers photograph intelligence of the enemy. 1. Photographs the assigned sectors. 2. Makes quick visual checks where the ceiling is low. 3. Locates enemy positions in the area, particularly support and storage bases, and command and control (C2) facilities. 4. Sustains no loss of aircraft. 5. Reports priority intelligence requirements (PIR) and other information requirements to the OPFOR HQ.

TASK: Conduct Terrorist and Saboteur Attacks (5-OPFOR-0005)

CONDITION: The opposing forces (OPFOR) element dispatches small teams into the enemy's rear area to disrupt combat service support (CSS) operations.

STANDARD: The enemy sustains disrupted command and control (C2), destroyed equipment and supplies, and light casualties. 1. Locates rear support bases and C2 facilities. 2. Delays and disrupts CSS operations through probes. 3. Infiltrates CSS bases to conduct sabotage and terrorist activities. 4. Inflicts light casualties. 5. Destroys supplies and equipment.

TASK: Disrupt a Route Reconnaissance (5-OPFOR-0021)

CONDITION: The enemy is conducting a route reconnaissance. The opposing forces (OPFOR) element is positioned along the enemy's route.

STANDARD: The OPFOR element attempts to disrupt a squad/section conducting a route reconnaissance. 1. Prevents the unit from meeting its specified time schedule. 2. Forces the unit to deviate from its specified route. 3. Prevents the unit from reaching its assigned destination. 4. Surprises the squad/section. 5. Inflicts casualties on the unit.

TASK: Disrupt Defensive Preparations (5-OPFOR-0018)

CONDITION: The opposing forces (OPFOR) element has located the enemy. Priority intelligence requirements (PIR) and other intelligence requirements obtained by OPFOR patrols indicate that the enemy elements are establishing defensive positions. The OPFOR element has automatic and antiarmor weapons and light mortars.

STANDARD: The OPFOR element disrupts and delays the enemy's defensive preparations. 1. Locates and penetrates the enemy's security system. 2. Forces the enemy to delay defensive preparations. 3. Disrupts the enemy's obstacle preparations.

TASK: Disrupt Quartering Party Operations (5-OPFOR-0017)

CONDITION: The enemy is conducting quartering party operations. It has established an assembly area (AA) but has not moved in the main body.

STANDARD: The opposing forces (OPFOR) element attempts to disrupt quartering party operations and infiltrate the enemy's AA. 1. Locates the quartering party and the AA. 2. Surprises the main body. 3. Penetrates the AA with squad-size probes. 4. Inflicts personnel casualties and vehicle damage. 5. Disrupts the unit's preparations (prevents or delays beyond the unit's allotted time).

TASK: Disrupt Enemy Movement and Operations Using Tactical Nuclear Weapons (5-OPFOR-0016)

CONDITION: The opposing forces (OPFOR) element has located the enemy. Priority intelligence requirements (PIR) and other intelligence requirements have been obtained by OPFOR patrols. Tactical nuclear weapons are employed against key locations in the rear area.

STANDARD: The OPFOR element disrupts enemy movement and operations. 1. Disrupts or delays the movement of the enemy's equipment and supplies to the forward areas. 2. Destroys enemy equipment and supplies. 3. Inflicts a high rate of nuclear casualties among the enemy forces. 4. Denies the enemy the use of specified areas. 5. Contaminates the enemy's equipment and supplies.

TASK: Disrupt Enemy Movement and Operations Using Persistent and Nonpersistent Chemical Weapons (5-OPFOR-0015)

CONDITION: The opposing forces (OPFOR) element has located the enemy. Priority intelligence requirements (PIR) and other intelligence requirements have been obtained by OPFOR patrols. The OPFOR units deliver chemical agents, by means of conventional artillery weapons or aircraft, along selected supply routes and key bases in the rear area.

STANDARD: The OPFOR element disrupts enemy movement and operations using persistent and nonpersistent chemical weapons. 1. Delivers chemical agents in low and densely wooded areas. 2. Delays the movement of enemy supplies and equipment to the forward areas. 3. Restricts the movement of the enemy units in the rear area. 4. Channels the movement of enemy units into predesignated ambush areas. 5. Contaminates enemy supplies and equipment. 6. Inflicts a high rate of casualties on enemy forces.

TASK: Counter Passage of Lines (5-OPFOR-0012)

CONDITION: Enemy forces are in defensive positions, but they are expected to attempt passage-of-lines operations. The opposing forces (OPFOR) received orders to disrupt enemy passage-of-lines operations.

STANDARD: The OPFOR element delays or prevents enemy passage of lines. 1. Delays the passage. 2. Prevents the company from moving all personnel through the stationary unit. 3. Engages the main body of either the moving or the stationary unit.

TASK: Disrupt Movement (5-OPFOR-0014)

CONDITION: The enemy is expected to move through the opposing forces (OPFOR) element's area of operations. The OPFOR element has received an operation order (OPORD) or fragmentary order (FRAGO) to disrupt enemy movement. The enemy has the capability to defend with direct fire and antiarmor weapons.

STANDARD: The OPFOR element delays enemy movement. 1. Delays the element. 2. Forces the element to deviate from its route. 3. Prevents the element from reaching its destination. 4. Surprises the element's main body.

TASK: Disrupt Assembly Area (AA) Activities (5-OPFOR-0013)

CONDITION: Intelligence reports indicate that platoon- and company-size enemy units are operating in the opposing forces (OPFOR) area of operations. Enemy units can defend from AAs with direct fire, antiarmor weapons, and indirect fire. The enemy has close air support (CAS) and nuclear, biological, and chemical (NBC) capabilities.

STANDARD: The OPFOR element locates and disrupts the enemy's AA activities. 1. Locates the element's AA. 2. Probes the AA with squad- or team-size elements. 3. Inflicts more than 5 percent casualties on the element. 4. Disrupts the element's preparations (prevents or delays beyond the element's allotted time).

TASK: Conduct Air Attacks (5-OPFOR-0002)

CONDITION: The opposing forces (OPFOR) element in the rear area has forwarded the positions of the enemy support sites or the locations of moving elements. The OPFOR aircraft have been dispatched to attack enemy installations or convoys.

STANDARD: The OPFOR element attempts to delay, disrupt, or damage the enemy targets by air. 1. Locates the target (support sites or convoys). 2. Makes attack runs on the designated targets. 3. Inflicts heavy damage to the selected target. 4. Sustains no loss of aircraft. 5. Delays moving the force for more than one hour.

TASK: Conduct Sniper Operations (5-OPFOR-0006)

CONDITION: The opposing forces (OPFOR) element has assigned snipers (regular or irregular elements) in the enemy's rear area along the main supply route (MSR) and near support sites.

STANDARD: The OPFOR element kills or wounds targets. 1. Sets up a well-concealed location. 2. Engages vehicle drivers or personnel on foot with short bursts of semiautomatic fire. 3. Kills or wounds selected targets. 4. Prevents the position from being discovered by enemy forces. 5. Evacuates the area without being spotted. 6. Reports all specified priority intelligence requirements (PIR) and other intelligence requirements to the OPFOR headquarters (HQ).

TASK: Surrender to the Capturing Unit on the Battlefield (5-OPFOR-0024)

CONDITION: The enemy has captured opposing forces (OPFOR) element's soldiers, documents, and equipment sensitive to the OPFOR tactical operations.

STANDARD: The OPFOR soldiers retain or destroy documents and equipment. The OPFOR element surrenders the documents and the equipment of no tactical use to the enemy and attempts to conceal or destroy items of tactical value. The OPFOR element attempts escape and evasion. 1. Prevents the successful capture of the documents and the equipment. 2. Destroys the documents and the equipment. 3. Removes identifying markings from the equipment. 4. Removes unit-identifying insignia. 5. Provides misleading information. 6. Plans an escape. 7. Delays movement to the nearest collection point. 8. Prevents safeguarding of the enemy prisoners of war (EPWs) in order to cause embarrassment to the United States (US).

TASK: Attack (5-OPFOR-0001)

CONDITION: The opposing forces (OPFOR) element has located the enemy. The priority intelligence requirements (PIR) and the other intelligence requirements have been obtained by OPFOR patrols. The OPFOR element has automatic and antiarmor weapons and light mortars.

STANDARD: The OPFOR element attempts to seize the terrain, the vehicles, or the equipment. 1. Develops an attack plan. 2. Surprises the enemy unit's main body. 3. Initiates the attack using a scheme of maneuver that exploits the enemy's flanks, gaps, and weaknesses. 4. Uses covered and concealed routes to approach the enemy forces' flanks, gaps, or weakly held areas. 5. Employs indirect fire to support the attack. 6. Penetrates enemy defenses. 7. Destroys the equipment and the supplies. 8. Inflicts heavy casualties. 9. Isolates the combat service support (CSS) base by blocking the reinforcements. 10. Forces the enemy units to displace. 11. Avoids being fixed in one position. 12. Withdraws before the CSS base is reinforced with tactical combat forces.

TASK: Defend a Minefield (5-OPFOR-0023)

CONDITION: The enemy is conducting a minefield sweeping operation. The opposing forces (OPFOR) element has a minefield placed in the enemy's path. The minefield is under constant observation and fire.

STANDARD: The OPFOR element defends a minefield against an enemy element conducting a minefield sweeping operation. 1. Prevents the unit from detecting the obstacle. 2. Disrupts the minefield sweeping operation. 3. Prevents the unit from conducting the minefield sweeping operation, prevents the unit from moving all personnel through the breach, or delays the completion of the minefield sweeping operation for more than 45 minutes.

ELEMENT: Two General Construction Platoons

TASK: Place Airfield Matting on Prepared Surfaces (05-3-0785)
 (FM 5-430-00-1) (FM 5-34) (FM 5-430-00-2)
 (FM 5-436)

ITERATION: 1 2 3 4 5 M (Circle)
COMMANDER/LEADER ASSESSMENT: T P U (Circle)

CONDITIONS: The platoon receives an operation order (OPORD) to place airfield matting on a prepared surface. The mission statement specifies the runway, taxiway, and apron dimensions and completion time. The surface area is prepared. Airfield membrane and matting is pre-positioned at the site. Digital units have performed functionality checks, and systems are operational. Some iterations of this task should be performed in MOPP4.

TASK STANDARDS: The platoon places airfield matting at a rate of 32.5 square meters per man-hour (for trained troops). The matting is certified for use. Digital units send and receive reports and orders using frequency-modulated (FM) or digital means. The time required to perform this task is increased when conducting it in mission-oriented protection posture (MOPP) 4.

TASK STEPS AND PERFORMANCE MEASURES	GO	NO-GO
<ul style="list-style-type: none"> * 1. The platoon leader conducts troop-leading procedures. In addition, the platoon leader coordinates with the company for construction equipment, tools, and materials. * 2. The platoon leader or platoon sergeant establishes jobsite security. * 3. The platoon leader inventories pre-positioned matting to ensure that adequate stocks are on hand. * 4. The platoon leader inspects the airfield surface to ensure that it has been properly prepared (leveled, no depressions, and minimum grade changes). The platoon repairs or requests assistance as appropriate. * 5. The platoon leader organizes the platoon and assigns specific tasks according to the appropriate field manual. 6. The platoon places membrane and airfield matting. <ul style="list-style-type: none"> a. Located and marked the centerline of the runway, taxiway, and apron. b. Placed the matting according to the appropriate field manual. c. The Army aviation safety officer or the Air Force combat control team certifies the matting for use. * 7. The platoon leader submits status reports to the company according to the unit's standing operating procedure (SOP). <p>NOTE: Digital units send reports using FM or digital systems. The unit populates the Army Battle Command System (ABCS) according to the unit's tactical standing operating procedure (TACSOP).</p>		

TASK PERFORMANCE / EVALUATION SUMMARY BLOCK							
ITERATION	1	2	3	4	5	M	TOTAL
TOTAL TASK STEPS EVALUATED							
TOTAL TASK STEPS "GO"							
TRAINING STATUS "GO"/"NO-GO"							

"*" indicates a leader task step.

SUPPORTING INDIVIDUAL TASKS: NONE

SUPPORTING COLLECTIVE TASKS

Task Number	Task Title	References
05-2-1068	Coordinate the Location of Class IV and Class V Supply Points	ARTEP 5-053-35-MTP ARTEP 5-113-35-MTP ARTEP 5-335-65-MTP ARTEP 5-337-35-MTP ARTEP 5-435-67-MTP ARTEP 5-437-36-MTP ARTEP 5-437-38-MTP ARTEP 5-463-35-MTP ARTEP 5-463-36-MTP
05-2-1218	Conduct Report Procedures	ARTEP 5-026-34-MTP ARTEP 5-027-10-MTP ARTEP 5-053-11-MTP ARTEP 5-053-12-MTP ARTEP 5-053-35-MTP ARTEP 5-063-10-MTP ARTEP 5-063-11-MTP ARTEP 5-063-35-MTP ARTEP 5-113-11-MTP ARTEP 5-113-12-MTP ARTEP 5-113-35-MTP ARTEP 5-156-34-MTP ARTEP 5-157-10-MTP ARTEP 5-216-34-MTP ARTEP 5-217-10-MTP ARTEP 5-335-60-MTP ARTEP 5-335-65-MTP ARTEP 5-337-10-MTP ARTEP 5-337-35-MTP ARTEP 5-423-11-MTP ARTEP 5-424-35-MTP ARTEP 5-426-34-MTP ARTEP 5-427-10-MTP ARTEP 5-434-35-MTP ARTEP 5-435-67-MTP ARTEP 5-437-10-MTP ARTEP 5-437-11-MTP ARTEP 5-437-36-MTP ARTEP 5-437-38-MTP

SUPPORTING COLLECTIVE TASKS

Task Number	Task Title	References
05-2-7008	Prepare an Operation Order (OPORD) (Company/Platoon)	ARTEP 5-446-34-MTP ARTEP 5-446-36-MTP ARTEP 5-447-10-MTP ARTEP 5-447-11-MTP ARTEP 5-463-10-MTP ARTEP 5-463-12-MTP ARTEP 5-463-15-MTP ARTEP 5-463-17-MTP ARTEP 5-603-35-MTP ARTEP 5-026-34-MTP ARTEP 5-027-10-MTP ARTEP 5-027-35-MTP ARTEP 5-053-11-MTP ARTEP 5-053-12-MTP ARTEP 5-053-35-MTP ARTEP 5-063-10-MTP ARTEP 5-063-11-MTP ARTEP 5-063-35-MTP ARTEP 5-113-11-MTP ARTEP 5-113-12-MTP ARTEP 5-113-35-MTP ARTEP 5-145-12-MTP ARTEP 5-145-32-MTP ARTEP 5-156-34-MTP ARTEP 5-157-10-MTP ARTEP 5-157-35-MTP ARTEP 5-216-34-MTP ARTEP 5-217-10-MTP ARTEP 5-217-35-MTP ARTEP 5-335-60-MTP ARTEP 5-335-65-MTP ARTEP 5-335-70-MTP ARTEP 5-336-34-MTP ARTEP 5-337-10-MTP ARTEP 5-337-35-MTP ARTEP 5-413-35-MTP ARTEP 5-416-14-MTP ARTEP 5-416-34-MTP ARTEP 5-417-13-MTP ARTEP 5-423-11-MTP ARTEP 5-423-35-MTP ARTEP 5-424-35-MTP ARTEP 5-426-34-MTP ARTEP 5-427-10-MTP ARTEP 5-427-35-MTP ARTEP 5-434-35-MTP ARTEP 5-436-35-MTP ARTEP 5-436-37-MTP ARTEP 5-437-10-MTP ARTEP 5-437-11-MTP ARTEP 5-437-36-MTP ARTEP 5-437-38-MTP

SUPPORTING COLLECTIVE TASKS

Task Number	Task Title	References
05-3-0786	Replace Damaged Airfield Matting	ARTEP 5-446-34-MTP ARTEP 5-446-36-MTP ARTEP 5-447-10-MTP ARTEP 5-447-11-MTP ARTEP 5-447-35-MTP ARTEP 5-447-37-MTP ARTEP 5-463-10-MTP ARTEP 5-463-12-MTP ARTEP 5-463-15-MTP ARTEP 5-463-17-MTP ARTEP 5-463-35-MTP ARTEP 5-463-36-MTP ARTEP 5-473-35-MTP ARTEP 5-500-66-MTP ARTEP 5-520-10-MTP ARTEP 5-520-12-MTP ARTEP 5-520-14-MTP ARTEP 5-530-14-MTP ARTEP 5-530-16-MTP ARTEP 5-603-35-MTP ARTEP 5-605-66-MTP ARTEP 5-607-35-MTP ARTEP 5-608-35-MTP ARTEP 5-616-34-MTP ARTEP 5-617-10-MTP ARTEP 5-617-11-MTP ARTEP 5-617-35-MTP ARTEP 5-027-10-MTP ARTEP 5-063-10-MTP ARTEP 5-063-11-MTP ARTEP 5-157-10-MTP ARTEP 5-217-10-MTP ARTEP 5-417-17-MTP ARTEP 5-427-10-MTP ARTEP 5-447-10-MTP ARTEP 5-447-11-MTP ARTEP 5-530-16-MTP

OPFOR TASKS AND STANDARDS

TASK: Conduct Air Attacks (5-OPFOR-0002)

CONDITION: The opposing forces (OPFOR) element in the rear area has forwarded the positions of the enemy support sites or the locations of moving elements. The OPFOR aircraft have been dispatched to attack enemy installations or convoys.

STANDARD: The OPFOR element attempts to delay, disrupt, or damage the enemy targets by air. 1. Locates the target (support sites or convoys). 2. Makes attack runs on the designated targets. 3. Inflicts heavy damage to the selected target. 4. Sustains no loss of aircraft. 5. Delays moving the force for more than one hour.

TASK: Conduct a Raid (5-OPFOR-0004)

CONDITION: The opposing forces (OPFOR) element has occupied an objective rally point and has orders to conduct a raid on a combat service support (CSS) base.

STANDARD: The OPFOR element infiltrates the enemy's base and destroys all of the targets. 1. Surprises the enemy forces. 2. Assaults the support base and accomplishes the assigned tasks. 3. Destroys the specified equipment and supplies. 4. Avoids being decisively engaged. 5. Withdraws all personnel from the objective areas within the time prescribed. 6. Obtains all priority intelligence requirements (PIR) from the raid site. 7. Sustains only light casualties from enemy fire.

TASK: Conduct Terrorist and Saboteur Attacks (5-OPFOR-0005)

CONDITION: The opposing forces (OPFOR) element dispatches small teams into the enemy's rear area to disrupt combat service support (CSS) operations.

STANDARD: The enemy sustains disrupted command and control (C2), destroyed equipment and supplies, and light casualties. 1. Locates rear support bases and C2 facilities. 2. Delays and disrupts CSS operations through probes. 3. Infiltrates CSS bases to conduct sabotage and terrorist activities. 4. Inflicts light casualties. 5. Destroys supplies and equipment.

TASK: Conduct Sniper Operations (5-OPFOR-0006)

CONDITION: The opposing forces (OPFOR) element has assigned snipers (regular or irregular elements) in the enemy's rear area along the main supply route (MSR) and near support sites.

STANDARD: The OPFOR element kills or wounds targets. 1. Sets up a well-concealed location. 2. Engages vehicle drivers or personnel on foot with short bursts of semiautomatic fire. 3. Kills or wounds selected targets. 4. Prevents the position from being discovered by enemy forces. 5. Evacuates the area without being spotted. 6. Reports all specified priority intelligence requirements (PIR) and other intelligence requirements to the OPFOR headquarters (HQ).

TASK: Conduct an Attack (5-OPFOR-0008)

CONDITION: The enemy is conducting tactical operations. The opposing forces (OPFOR) element receives orders to attack the enemy, the area of occupation, or the main supply route (MSR) with smoke.

STANDARD: The OPFOR element disrupts the enemy's movement and smoke operations. 1. Determines the delivery method of the smoke attack. 2. Locates the target. 3. Delivers the smoke attack downwind. 4. Attacks the enemy with smoke, and surge attacks when the enemy responds to the smoke.

TASK: Conduct an Aerial Reconnaissance (5-OPFOR-0010)

CONDITION: The opposing forces (OPFOR) headquarters (HQ) element requires intelligence on the locations and identification of the enemy elements. Aircraft is dispatched to take photographs and make a visual inspection of the enemy rear area.

STANDARD: The OPFOR element gathers photograph intelligence of the enemy. 1. Photographs the assigned sectors. 2. Makes quick visual checks where the ceiling is low. 3. Locates enemy positions in the area, particularly support and storage bases, and command and control (C2) facilities. 4. Sustains no loss of aircraft. 5. Reports priority intelligence requirements (PIR) and other information requirements to the OPFOR HQ.

TASK: Gather Intelligence (5-OPFOR-0011)

CONDITION: The opposing forces (OPFOR) small element, operating in the rear area, is planning attacks on enemy bases. Information is needed to complete the plans.

STANDARD: The OPFOR element infiltrates, gathers intelligence information, and submits its findings to the command. 1. Identifies all priority intelligence requirements (PIR) and other intelligence requirements. 2. Passes through any outpost, defensive wire, or warning devices undetected. 3. Moves to an observation point that offers cover and concealment and is clear enough to gather PIR and other intelligence requirements. 4. Gathers all PIR and other intelligence requirements. 5. Withdraws from the area undetected. 6. Reports all information to the OPFOR headquarters (HQ).

TASK: Disrupt Assembly Area (AA) Activities (5-OPFOR-0013)

CONDITION: Intelligence reports indicate that platoon- and company-size enemy units are operating in the opposing forces (OPFOR) area of operations. Enemy units can defend from AAs with direct fire, antiarmor weapons, and indirect fire. The enemy has close air support (CAS) and nuclear, biological, and chemical (NBC) capabilities.

STANDARD: The OPFOR element locates and disrupts the enemy's AA activities. 1. Locates the element's AA. 2. Probes the AA with squad- or team-size elements. 3. Inflicts more than 5 percent casualties on the element. 4. Disrupts the element's preparations (prevents or delays beyond the element's allotted time).

TASK: Disrupt a Net Control Station (NCS) (5-OPFOR-0019)

CONDITION: The enemy has established a NCS. The opposing forces (OPFOR) element has radio and jamming equipment.

STANDARD: The OPFOR element attempts to disrupt an NCS. 1. Attempts to locate the radio frequency that the unit is operating on. 2. Attempts to enter the radio net. 3. Attempts to issue "bogus" orders to a unit on the net. 4. Jams the radio frequency and forces the unit to go to an alternate frequency.

TASK: Maintain Contact (5-OPFOR-0003)

CONDITION: The opposing forces (OPFOR) element is engaged with enemy base-defense forces. The enemy forces are withdrawing under pressure.

STANDARD: The OPFOR element maintains enemy contact while the enemy withdraws. 1. Engages the enemy forces decisively. 2. Advances the OPFOR as the enemy forces withdraw. 3. Inflicts heavy casualties. 4. Captures the members of the enemy force. 5. Captures documents and equipment. 6. Safeguards the captured documents, the equipment, and the personnel.

TASK: Disrupt Construction of Vehicle Fighting Positions (5-OPFOR-0020)

CONDITION: The opposing forces (OPFOR) element has located the enemy. The priority intelligence requirements (PIR) and other intelligence obtained by OPFOR patrols indicate the enemy is constructing vehicle fighting positions within its defensive area. The OPFOR element has automatic and antiarmor weapons and light mortars.

STANDARD: The OPFOR element attempts to disrupt the enemy's efforts to establish vehicle fighting positions. 1. Locates the defensive area. 2. Surprises the main body. 3. Penetrates the defensive area with squad-size probes. 4. Inflicts casualties on the unit. 5. Destroys vehicles. 6. Disrupts the unit's preparations (prevents or delays beyond the unit's allotted time).

TASK: Defeat Obstacles (5-OPFOR-0009)

CONDITION: The opposing forces (OPFOR) element encounters an obstacle that blocks the avenue of approach as it advances upon the enemy forces.

STANDARD: The OPFOR element bypasses or breaches the enemy obstacle. 1. Detects the obstacle before halting its main body. 2. Defeats the obstacle. a. Bypasses the obstacle without entering the engagement areas. b. Breaches the obstacle within 45 minutes and passes its entire force through the obstacle. 3. Does not incur degradation to the point that the mission must be discontinued.

TASK: Disrupt an Engineer Reconnaissance (5-OPFOR-0022)

CONDITION: The enemy is conducting an engineer reconnaissance. The opposing forces (OPFOR) element is positioned along the enemy's route.

STANDARD: The OPFOR element disrupts an engineer reconnaissance. 1. Prevents the unit from meeting its specified time schedule. 2. Forces the unit to deviate from its specified route. 3. Prevents the unit from accomplishing its assigned engineer reconnaissance. 4. Surprises the unit conducting the reconnaissance.

TASK: Conduct an Ambush (5-OPFOR-0007)

CONDITION: The enemy is moving in a convoy. The opposing forces (OPFOR) element is positioned along the enemy's route.

STANDARD: The OPFOR element inflicts casualties on the enemy and causes vehicle and equipment damage. 1. Prepares an ambush site before the element arrives. 2. Surprises march element forces. 3. Inflicts heavy casualties within the designated kill zone. 4. Inflicts heavy damage to the vehicles and the equipment within the designated kill zone. 5. Delays the march element from reaching a specified destination for a specified period of time. 6. Withdraws on order. 7. Sustains no casualties. 8. Reports actions to superiors.

TASK: Disrupt a Route Reconnaissance (5-OPFOR-0021)

CONDITION: The enemy is conducting a route reconnaissance. The opposing forces (OPFOR) element is positioned along the enemy's route.

STANDARD: The OPFOR element attempts to disrupt a squad/section conducting a route reconnaissance. 1. Prevents the unit from meeting its specified time schedule. 2. Forces the unit to deviate from its specified route. 3. Prevents the unit from reaching its assigned destination. 4. Surprises the squad/section. 5. Inflicts casualties on the unit.

TASK: Disrupt Defensive Preparations (5-OPFOR-0018)

CONDITION: The opposing forces (OPFOR) element has located the enemy. Priority intelligence requirements (PIR) and other intelligence requirements obtained by OPFOR patrols indicate that the enemy elements are establishing defensive positions. The OPFOR element has automatic and antiarmor weapons and light mortars.

STANDARD: The OPFOR element disrupts and delays the enemy's defensive preparations. 1. Locates and penetrates the enemy's security system. 2. Forces the enemy to delay defensive preparations. 3. Disrupts the enemy's obstacle preparations.

TASK: Disrupt Quartering Party Operations (5-OPFOR-0017)

CONDITION: The enemy is conducting quartering party operations. It has established an assembly area (AA) but has not moved in the main body.

STANDARD: The opposing forces (OPFOR) element attempts to disrupt quartering party operations and infiltrate the enemy's AA. 1. Locates the quartering party and the AA. 2. Surprises the main body. 3. Penetrates the AA with squad-size probes. 4. Inflicts personnel casualties and vehicle damage. 5. Disrupts the unit's preparations (prevents or delays beyond the unit's allotted time).

TASK: Disrupt Enemy Movement and Operations Using Tactical Nuclear Weapons (5-OPFOR-0016)

CONDITION: The opposing forces (OPFOR) element has located the enemy. Priority intelligence requirements (PIR) and other intelligence requirements have been obtained by OPFOR patrols. Tactical nuclear weapons are employed against key locations in the rear area.

STANDARD: The OPFOR element disrupts enemy movement and operations. 1. Disrupts or delays the movement of the enemy's equipment and supplies to the forward areas. 2. Destroys enemy equipment and supplies. 3. Inflicts a high rate of nuclear casualties among the enemy forces. 4. Denies the enemy the use of specified areas. 5. Contaminates the enemy's equipment and supplies.

TASK: Disrupt Enemy Movement and Operations Using Persistent and Nonpersistent Chemical Weapons (5-OPFOR-0015)

CONDITION: The opposing forces (OPFOR) element has located the enemy. Priority intelligence requirements (PIR) and other intelligence requirements have been obtained by OPFOR patrols. The OPFOR units deliver chemical agents, by means of conventional artillery weapons or aircraft, along selected supply routes and key bases in the rear area.

STANDARD: The OPFOR element disrupts enemy movement and operations using persistent and nonpersistent chemical weapons. 1. Delivers chemical agents in low and densely wooded areas. 2. Delays the movement of enemy supplies and equipment to the forward areas. 3. Restricts the movement of the enemy units in the rear area. 4. Channels the movement of enemy units into predesignated ambush areas. 5. Contaminates enemy supplies and equipment. 6. Inflicts a high rate of casualties on enemy forces.

TASK: Counter Passage of Lines (5-OPFOR-0012)

CONDITION: Enemy forces are in defensive positions, but they are expected to attempt passage-of-lines operations. The opposing forces (OPFOR) received orders to disrupt enemy passage-of-lines operations.

STANDARD: The OPFOR element delays or prevents enemy passage of lines. 1. Delays the passage. 2. Prevents the company from moving all personnel through the stationary unit. 3. Engages the main body of either the moving or the stationary unit.

TASK: Disrupt Movement (5-OPFOR-0014)

CONDITION: The enemy is expected to move through the opposing forces (OPFOR) element's area of operations. The OPFOR element has received an operation order (OPORD) or fragmentary order (FRAGO) to disrupt enemy movement. The enemy has the capability to defend with direct fire and antiarmor weapons.

STANDARD: The OPFOR element delays enemy movement. 1. Delays the element. 2. Forces the element to deviate from its route. 3. Prevents the element from reaching its destination. 4. Surprises the element's main body.

TASK: Surrender to the Capturing Unit on the Battlefield (5-OPFOR-0024)

CONDITION: The enemy has captured opposing forces (OPFOR) element's soldiers, documents, and equipment sensitive to the OPFOR tactical operations.

STANDARD: The OPFOR soldiers retain or destroy documents and equipment. The OPFOR element surrenders the documents and the equipment of no tactical use to the enemy and attempts to conceal or destroy items of tactical value. The OPFOR element attempts escape and evasion. 1. Prevents the successful capture of the documents and the equipment. 2. Destroys the documents and the equipment. 3. Removes identifying markings from the equipment. 4. Removes unit-identifying insignia. 5. Provides misleading information. 6. Plans an escape. 7. Delays movement to the nearest collection point. 8. Prevents safeguarding of the enemy prisoners of war (EPWs) in order to cause embarrassment to the United States (US).

TASK: Attack (5-OPFOR-0001)

CONDITION: The opposing forces (OPFOR) element has located the enemy. The priority intelligence requirements (PIR) and the other intelligence requirements have been obtained by OPFOR patrols. The OPFOR element has automatic and antiarmor weapons and light mortars.

STANDARD: The OPFOR element attempts to seize the terrain, the vehicles, or the equipment. 1. Develops an attack plan. 2. Surprises the enemy unit's main body. 3. Initiates the attack using a scheme of maneuver that exploits the enemy's flanks, gaps, and weaknesses. 4. Uses covered and concealed routes to approach the enemy forces' flanks, gaps, or weakly held areas. 5. Employs indirect fire to support the attack. 6. Penetrates enemy defenses. 7. Destroys the equipment and the supplies. 8. Inflicts heavy casualties. 9. Isolates the combat service support (CSS) base by blocking the reinforcements. 10. Forces the enemy units to displace. 11. Avoids being fixed in one position. 12. Withdraws before the CSS base is reinforced with tactical combat forces.

TASK: Defend a Minefield (5-OPFOR-0023)

CONDITION: The enemy is conducting a minefield sweeping operation. The opposing forces (OPFOR) element has a minefield placed in the enemy's path. The minefield is under constant observation and fire.

STANDARD: The OPFOR element defends a minefield against an enemy element conducting a minefield sweeping operation. 1. Prevents the unit from detecting the obstacle. 2. Disrupts the minefield sweeping operation. 3. Prevents the unit from conducting the minefield sweeping operation, prevents the unit from moving all personnel through the breach, or delays the completion of the minefield sweeping operation for more than 45 minutes.

ELEMENTS: Two General Construction Platoons
Six General Construction Squads

TASK: Replace Damaged Airfield Matting (05-3-0786)
(FM 5-430-00-1) (FM 5-34) (FM 5-430-00-2)
(FM 5-436)

ITERATION: 1 2 3 4 5 M (Circle)

COMMANDER/LEADER ASSESSMENT: T P U (Circle)

CONDITIONS: The platoon has been directed to replace damaged airfield matting. The area to be repaired has been determined. All required materials and construction equipment organic to the unit are available. California bearing ratios (CBR) are provided. Digital units have performed functionality checks, and systems are operational. Some iterations of this task should be performed in MOPP4.

TASK STANDARDS: The element replaces matting according to the procedures outlined in Field Manual (FM) 5-436 to allow sustained operation of the airfield. Digital units send and receive reports, orders, or messages using frequency-modulated or digital means. The time required to perform this task is increased when conducting it in mission-oriented protection posture (MOPP) 4.

TASK STEPS AND PERFORMANCE MEASURES	GO	NO-GO
<ul style="list-style-type: none"> * 1. The platoon leader conducts troop-leading procedures. <ul style="list-style-type: none"> a. Verified the accuracy of the construction plans and specifications. b. Ensured that the bill of materials (BOM) included all required materials for complete construction. c. Conducted platoon movement after the operation order (OPORD) was issued to subordinates and all preparations had been completed. * 2. The platoon leader or the platoon sergeant (PSG) establishes jobsite security. * 3. The platoon leader, when needed, submits requests for changes to improve or correct construction plans and specifications according to the unit's standing operating procedure (SOP). 4. The platoon removes damaged matting according to the procedures outlined in Field Manual (FM) 5-430-00-1. <ul style="list-style-type: none"> a. Used the applicable procedures for the type of mat being replaced. b. Used the applicable method, depending on the severity of the damage. 5. The platoon repairs the subbase. <ul style="list-style-type: none"> a. Restored subgrade stability to ensure that the traffic was supported and undue settling after the repair was prevented. b. Ensured that depressions, potholes, and ruts were filled and compacted to specifications. c. Ensured that the surface was graded to conform to the crown and transverse slope design specifications. 6. The platoon repairs or replaces the damaged membrane. <ul style="list-style-type: none"> a. Slit the failed surface area to form an X and folded the four flaps back. b. Placed a new piece of membrane under the membrane surfacing so that it extended about 2 feet on all sides. c. Applied adhesive to the top of the new membrane and the bottom of the old membrane. d. Allowed the adhesive to become tacky (2 to 5 minutes). e. Folded the flaps back to their original position. 		

TASK STEPS AND PERFORMANCE MEASURES	GO	NO-GO
f. Allowed the adhesive to set for about 15 minutes. g. Rolled the patched area with a rubber-tired vehicle. 7. The platoon replaces the mat according to the procedures in FM 5-430-00-1 for the type of mat used. * 8. The platoon leader or the PSG submits a status report to higher headquarters according to the unit's SOP.		

TASK PERFORMANCE / EVALUATION SUMMARY BLOCK							
ITERATION	1	2	3	4	5	M	TOTAL
TOTAL TASK STEPS EVALUATED							
TOTAL TASK STEPS "GO"							
TRAINING STATUS "GO"/"NO-GO"							

"*" indicates a leader task step.

SUPPORTING INDIVIDUAL TASKS

Task Number	Task Title	References
052-253-1051	Compact Loose Material with High-Speed Tamping Foot Compactor	STP 5-62J12-SM-TG
052-253-1053	Roll Material with Self-Propelled Vibratory Roller	STP 5-62J12-SM-TG
052-254-1044	Recover Equipment with the Crawler Tractor Winch	STP 5-62E12-SM-TG
052-254-1055	Spread Piles of Loose Material with the Motorized Grader	STP 5-62E12-SM-TG
052-256-3020	Interpret a Construction Print	STP 5-62N34-SM-TG
052-256-3034	Organize Jobsite Security	STP 5-62N34-SM-TG
052-256-4141	Determine Events in a Construction Project	STP 5-62N34-SM-TG
052-256-4143	Schedule Work in a Construction Project	STP 5-62N34-SM-TG

SUPPORTING COLLECTIVE TASKS

Task Number	Task Title	References
05-3-0904	Establish Jobsite Security	ARTEP 5-063-10-MTP ARTEP 5-063-11-MTP ARTEP 5-063-35-MTP ARTEP 5-145-12-MTP ARTEP 5-332-68-MTP ARTEP 5-335-70-MTP ARTEP 5-336-34-MTP ARTEP 5-337-10-MTP ARTEP 5-415-66-MTP ARTEP 5-416-14-MTP ARTEP 5-417-13-MTP ARTEP 5-417-17-MTP ARTEP 5-417-35-MTP ARTEP 5-424-35-MTP ARTEP 5-434-35-MTP
05-3-1018	Conduct Troop-Leading Procedures	

SUPPORTING COLLECTIVE TASKS

Task Number	Task Title	References
		ARTEP 5-435-67-MTP
		ARTEP 5-436-35-MTP
		ARTEP 5-436-37-MTP
		ARTEP 5-437-10-MTP
		ARTEP 5-437-11-MTP
		ARTEP 5-437-36-MTP
		ARTEP 5-437-38-MTP
		ARTEP 5-443-35-MTP
		ARTEP 5-500-66-MTP
		ARTEP 5-520-10-MTP
		ARTEP 5-520-12-MTP
		ARTEP 5-520-14-MTP
		ARTEP 5-530-14-MTP
		ARTEP 5-530-16-MTP
		ARTEP 5-603-35-MTP
		ARTEP 5-605-66-MTP
		ARTEP 5-606-34-MTP
		ARTEP 5-607-35-MTP
		ARTEP 5-615-66-MTP
		ARTEP 5-616-34-MTP
		ARTEP 5-617-35-MTP

OPFOR TASKS AND STANDARDS

TASK: Disrupt a Route Reconnaissance (5-OPFOR-0021)

CONDITION: The enemy is conducting a route reconnaissance. The opposing forces (OPFOR) element is positioned along the enemy's route.

STANDARD: The OPFOR element attempts to disrupt a squad/section conducting a route reconnaissance. 1. Prevents the unit from meeting its specified time schedule. 2. Forces the unit to deviate from its specified route. 3. Prevents the unit from reaching its assigned destination. 4. Surprises the squad/section. 5. Inflicts casualties on the unit.

TASK: Conduct an Ambush (5-OPFOR-0007)

CONDITION: The enemy is moving in a convoy. The opposing forces (OPFOR) element is positioned along the enemy's route.

STANDARD: The OPFOR element inflicts casualties on the enemy and causes vehicle and equipment damage. 1. Prepares an ambush site before the element arrives. 2. Surprises march element forces. 3. Inflicts heavy casualties within the designated kill zone. 4. Inflicts heavy damage to the vehicles and the equipment within the designated kill zone. 5. Delays the march element from reaching a specified destination for a specified period of time. 6. Withdraws on order. 7. Sustains no casualties. 8. Reports actions to superiors.

TASK: Maintain Contact (5-OPFOR-0003)

CONDITION: The opposing forces (OPFOR) element is engaged with enemy base-defense forces. The enemy forces are withdrawing under pressure.

STANDARD: The OPFOR element maintains enemy contact while the enemy withdraws. 1. Engages the enemy forces decisively. 2. Advances the OPFOR as the enemy forces withdraw. 3. Inflicts heavy casualties. 4. Captures the members of the enemy force. 5. Captures documents and equipment. 6. Safeguards the captured documents, the equipment, and the personnel.

TASK: Conduct a Raid (5-OPFOR-0004)

CONDITION: The opposing forces (OPFOR) element has occupied an objective rally point and has orders to conduct a raid on a combat service support (CSS) base.

STANDARD: The OPFOR element infiltrates the enemy's base and destroys all of the targets. 1. Surprises the enemy forces. 2. Assaults the support base and accomplishes the assigned tasks. 3. Destroys the specified equipment and supplies. 4. Avoids being decisively engaged. 5. Withdraws all personnel from the objective areas within the time prescribed. 6. Obtains all priority intelligence requirements (PIR) from the raid site. 7. Sustains only light casualties from enemy fire.

TASK: Conduct an Attack (5-OPFOR-0008)

CONDITION: The enemy is conducting tactical operations. The opposing forces (OPFOR) element receives orders to attack the enemy, the area of occupation, or the main supply route (MSR) with smoke.

STANDARD: The OPFOR element disrupts the enemy's movement and smoke operations. 1. Determines the delivery method of the smoke attack. 2. Locates the target. 3. Delivers the smoke attack downwind. 4. Attacks the enemy with smoke, and surge attacks when the enemy responds to the smoke.

TASK: Disrupt a Net Control Station (NCS) (5-OPFOR-0019)

CONDITION: The enemy has established a NCS. The opposing forces (OPFOR) element has radio and jamming equipment.

STANDARD: The OPFOR element attempts to disrupt an NCS. 1. Attempts to locate the radio frequency that the unit is operating on. 2. Attempts to enter the radio net. 3. Attempts to issue "bogus" orders to a unit on the net. 4. Jams the radio frequency and forces the unit to go to an alternate frequency.

TASK: Disrupt Construction of Vehicle Fighting Positions (5-OPFOR-0020)

CONDITION: The opposing forces (OPFOR) element has located the enemy. The priority intelligence requirements (PIR) and other intelligence obtained by OPFOR patrols indicate the enemy is constructing vehicle fighting positions within its defensive area. The OPFOR element has automatic and antiarmor weapons and light mortars.

STANDARD: The OPFOR element attempts to disrupt the enemy's efforts to establish vehicle fighting positions. 1. Locates the defensive area. 2. Surprises the main body. 3. Penetrates the defensive area with squad-size probes. 4. Inflicts casualties on the unit. 5. Destroys vehicles. 6. Disrupts the unit's preparations (prevents or delays beyond the unit's allotted time).

TASK: Defeat Obstacles (5-OPFOR-0009)

CONDITION: The opposing forces (OPFOR) element encounters an obstacle that blocks the avenue of approach as it advances upon the enemy forces.

STANDARD: The OPFOR element bypasses or breaches the enemy obstacle. 1. Detects the obstacle before halting its main body. 2. Defeats the obstacle. a. Bypasses the obstacle without entering the engagement areas. b. Breaches the obstacle within 45 minutes and passes its entire force through the obstacle. 3. Does not incur degradation to the point that the mission must be discontinued.

TASK: Disrupt an Engineer Reconnaissance (5-OPFOR-0022)

CONDITION: The enemy is conducting an engineer reconnaissance. The opposing forces (OPFOR) element is positioned along the enemy's route.

STANDARD: The OPFOR element disrupts an engineer reconnaissance. 1. Prevents the unit from meeting its specified time schedule. 2. Forces the unit to deviate from its specified route. 3. Prevents the unit from accomplishing its assigned engineer reconnaissance. 4. Surprises the unit conducting the reconnaissance.

TASK: Conduct an Aerial Reconnaissance (5-OPFOR-0010)

CONDITION: The opposing forces (OPFOR) headquarters (HQ) element requires intelligence on the locations and identification of the enemy elements. Aircraft is dispatched to take photographs and make a visual inspection of the enemy rear area.

STANDARD: The OPFOR element gathers photograph intelligence of the enemy. 1. Photographs the assigned sectors. 2. Makes quick visual checks where the ceiling is low. 3. Locates enemy positions in the area, particularly support and storage bases, and command and control (C2) facilities. 4. Sustains no loss of aircraft. 5. Reports priority intelligence requirements (PIR) and other information requirements to the OPFOR HQ.

TASK: Conduct Terrorist and Saboteur Attacks (5-OPFOR-0005)

CONDITION: The opposing forces (OPFOR) element dispatches small teams into the enemy's rear area to disrupt combat service support (CSS) operations.

STANDARD: The enemy sustains disrupted command and control (C2), destroyed equipment and supplies, and light casualties. 1. Locates rear support bases and C2 facilities. 2. Delays and disrupts CSS operations through probes. 3. Infiltrates CSS bases to conduct sabotage and terrorist activities. 4. Inflicts light casualties. 5. Destroys supplies and equipment.

TASK: Disrupt Defensive Preparations (5-OPFOR-0018)

CONDITION: The opposing forces (OPFOR) element has located the enemy. Priority intelligence requirements (PIR) and other intelligence requirements obtained by OPFOR patrols indicate that the enemy elements are establishing defensive positions. The OPFOR element has automatic and antiarmor weapons and light mortars.

STANDARD: The OPFOR element disrupts and delays the enemy's defensive preparations. 1. Locates and penetrates the enemy's security system. 2. Forces the enemy to delay defensive preparations. 3. Disrupts the enemy's obstacle preparations.

TASK: Disrupt Quartering Party Operations (5-OPFOR-0017)

CONDITION: The enemy is conducting quartering party operations. It has established an assembly area (AA) but has not moved in the main body.

STANDARD: The opposing forces (OPFOR) element attempts to disrupt quartering party operations and infiltrate the enemy's AA. 1. Locates the quartering party and the AA. 2. Surprises the main body. 3. Penetrates the AA with squad-size probes. 4. Inflicts personnel casualties and vehicle damage. 5. Disrupts the unit's preparations (prevents or delays beyond the unit's allotted time).

TASK: Disrupt Enemy Movement and Operations Using Tactical Nuclear Weapons (5-OPFOR-0016)

CONDITION: The opposing forces (OPFOR) element has located the enemy. Priority intelligence requirements (PIR) and other intelligence requirements have been obtained by OPFOR patrols. Tactical nuclear weapons are employed against key locations in the rear area.

STANDARD: The OPFOR element disrupts enemy movement and operations. 1. Disrupts or delays the movement of the enemy's equipment and supplies to the forward areas. 2. Destroys enemy equipment and supplies. 3. Inflicts a high rate of nuclear casualties among the enemy forces. 4. Denies the enemy the use of specified areas. 5. Contaminates the enemy's equipment and supplies.

TASK: Disrupt Enemy Movement and Operations Using Persistent and Nonpersistent Chemical Weapons (5-OPFOR-0015)

CONDITION: The opposing forces (OPFOR) element has located the enemy. Priority intelligence requirements (PIR) and other intelligence requirements have been obtained by OPFOR patrols. The OPFOR units deliver chemical agents, by means of conventional artillery weapons or aircraft, along selected supply routes and key bases in the rear area.

STANDARD: The OPFOR element disrupts enemy movement and operations using persistent and nonpersistent chemical weapons. 1. Delivers chemical agents in low and densely wooded areas. 2. Delays the movement of enemy supplies and equipment to the forward areas. 3. Restricts the movement of the enemy units in the rear area. 4. Channels the movement of enemy units into predesignated ambush areas. 5. Contaminates enemy supplies and equipment. 6. Inflicts a high rate of casualties on enemy forces.

TASK: Counter Passage of Lines (5-OPFOR-0012)

CONDITION: Enemy forces are in defensive positions, but they are expected to attempt passage-of-lines operations. The opposing forces (OPFOR) received orders to disrupt enemy passage-of-lines operations.

STANDARD: The OPFOR element delays or prevents enemy passage of lines. 1. Delays the passage. 2. Prevents the company from moving all personnel through the stationary unit. 3. Engages the main body of either the moving or the stationary unit.

TASK: Disrupt Movement (5-OPFOR-0014)

CONDITION: The enemy is expected to move through the opposing forces (OPFOR) element's area of operations. The OPFOR element has received an operation order (OPORD) or fragmentary order (FRAGO) to disrupt enemy movement. The enemy has the capability to defend with direct fire and antiarmor weapons.

STANDARD: The OPFOR element delays enemy movement. 1. Delays the element. 2. Forces the element to deviate from its route. 3. Prevents the element from reaching its destination. 4. Surprises the element's main body.

TASK: Disrupt Assembly Area (AA) Activities (5-OPFOR-0013)

CONDITION: Intelligence reports indicate that platoon- and company-size enemy units are operating in the opposing forces (OPFOR) area of operations. Enemy units can defend from AAs with direct fire, antiarmor weapons, and indirect fire. The enemy has close air support (CAS) and nuclear, biological, and chemical (NBC) capabilities.

STANDARD: The OPFOR element locates and disrupts the enemy's AA activities. 1. Locates the element's AA. 2. Probes the AA with squad- or team-size elements. 3. Inflicts more than 5 percent casualties on the element. 4. Disrupts the element's preparations (prevents or delays beyond the element's allotted time).

TASK: Conduct Air Attacks (5-OPFOR-0002)

CONDITION: The opposing forces (OPFOR) element in the rear area has forwarded the positions of the enemy support sites or the locations of moving elements. The OPFOR aircraft have been dispatched to attack enemy installations or convoys.

STANDARD: The OPFOR element attempts to delay, disrupt, or damage the enemy targets by air. 1. Locates the target (support sites or convoys). 2. Makes attack runs on the designated targets. 3. Inflicts heavy damage to the selected target. 4. Sustains no loss of aircraft. 5. Delays moving the force for more than one hour.

TASK: Conduct Sniper Operations (5-OPFOR-0006)

CONDITION: The opposing forces (OPFOR) element has assigned snipers (regular or irregular elements) in the enemy's rear area along the main supply route (MSR) and near support sites.

STANDARD: The OPFOR element kills or wounds targets. 1. Sets up a well-concealed location. 2. Engages vehicle drivers or personnel on foot with short bursts of semiautomatic fire. 3. Kills or wounds selected targets. 4. Prevents the position from being discovered by enemy forces. 5. Evacuates the area without being spotted. 6. Reports all specified priority intelligence requirements (PIR) and other intelligence requirements to the OPFOR headquarters (HQ).

TASK: Surrender to the Capturing Unit on the Battlefield (5-OPFOR-0024)

CONDITION: The enemy has captured opposing forces (OPFOR) element's soldiers, documents, and equipment sensitive to the OPFOR tactical operations.

STANDARD: The OPFOR soldiers retain or destroy documents and equipment. The OPFOR element surrenders the documents and the equipment of no tactical use to the enemy and attempts to conceal or destroy items of tactical value. The OPFOR element attempts escape and evasion. 1. Prevents the successful capture of the documents and the equipment. 2. Destroys the documents and the equipment. 3. Removes identifying markings from the equipment. 4. Removes unit-identifying insignia. 5. Provides misleading information. 6. Plans an escape. 7. Delays movement to the nearest collection point. 8. Prevents safeguarding of the enemy prisoners of war (EPWs) in order to cause embarrassment to the United States (US).

TASK: Attack (5-OPFOR-0001)

CONDITION: The opposing forces (OPFOR) element has located the enemy. The priority intelligence requirements (PIR) and the other intelligence requirements have been obtained by OPFOR patrols. The OPFOR element has automatic and antiarmor weapons and light mortars.

STANDARD: The OPFOR element attempts to seize the terrain, the vehicles, or the equipment. 1. Develops an attack plan. 2. Surprises the enemy unit's main body. 3. Initiates the attack using a scheme of maneuver that exploits the enemy's flanks, gaps, and weaknesses. 4. Uses covered and concealed routes to approach the enemy forces' flanks, gaps, or weakly held areas. 5. Employs indirect fire to support the attack. 6. Penetrates enemy defenses. 7. Destroys the equipment and the supplies. 8. Inflicts heavy casualties. 9. Isolates the combat service support (CSS) base by blocking the reinforcements. 10. Forces the enemy units to displace. 11. Avoids being fixed in one position. 12. Withdraws before the CSS base is reinforced with tactical combat forces.

TASK: Defend a Minefield (5-OPFOR-0023)

CONDITION: The enemy is conducting a minefield sweeping operation. The opposing forces (OPFOR) element has a minefield placed in the enemy's path. The minefield is under constant observation and fire.

STANDARD: The OPFOR element defends a minefield against an enemy element conducting a minefield sweeping operation. 1. Prevents the unit from detecting the obstacle. 2. Disrupts the minefield sweeping operation. 3. Prevents the unit from conducting the minefield sweeping operation, prevents the unit from moving all personnel through the breach, or delays the completion of the minefield sweeping operation for more than 45 minutes.

ELEMENTS: Two General Construction Platoons
Six General Construction Squads

TASK: Construct/Repair a Wood Frame Structure (05-3-0787)
(FM 5-426)

ITERATION: 1 2 3 4 5 M (Circle)

COMMANDER/LEADER ASSESSMENT: T P U (Circle)

CONDITIONS: The platoon receives a mission to construct a light wooden frame structure and is provided with construction plans, specifications, and the bill of materials (BOM). The site is prepared for construction to begin. Some iterations of this task should be performed in MOPP4.

TASK STANDARDS: The platoon is to construct a wood frame structure according to the plans and specifications provided and within the allotted time. The time required to perform this task is increased when conducting it in mission-oriented protection posture (MOPP) 4.

TASK STEPS AND PERFORMANCE MEASURES	GO	NO-GO
<ul style="list-style-type: none"> * 1. The platoon leader conducts troop-leading procedures. <ul style="list-style-type: none"> a. Verified the accuracy of the construction plans and specifications. <ul style="list-style-type: none"> (1) Verified that the site plan included the location of-- <ul style="list-style-type: none"> (a) All necessary property lines. (b) Contours and profile. (c) Building lines. (d) The structure to be built. (e) Existing structures. (f) Approaches. (g) Finished grades (h) Existing and new utilities (2) Verified that the floor plan showed the-- <ul style="list-style-type: none"> (a) Shape of the building. (b) Arrangement, size, and shape of the rooms. (c) Length, thickness, and character of the building walls. (d) Location of doors and windows. (e) Type and location of utilities. (f) Location of stairways. (3) Verified that the detailed drawings provide information on the height, materials, fastening, support systems, and concealed features. (4) Verified that the BOM listed all materials needed to complete the structure. b. Conducted platoon movement after the operation order (OPORD) was issued to subordinates and all preparations have been completed. * 2. The platoon leader/sergeant establishes jobsite security. * 3. The platoon leader submits a request for changes according to the unit's standing operating procedure (SOP) if the plans or specifications are incorrect or can be improved. 4. The platoon lays out the structure. <ul style="list-style-type: none"> a. Laid out the structure from an established parallel line. b. Erected batter boards to construction requirements. 5. The platoon constructs a post foundation. 		

TASK STEPS AND PERFORMANCE MEASURES	GO	NO-GO
<ul style="list-style-type: none"> a. Spaced posts according to the drawings provided. b. Used braces when the wood posts extended 3 feet or more above the ground. <p>6. The platoon installs the sill directly on the foundation post and joins it at the corners and splices.</p> <p>7. The platoon installs the girders according to drawings and specifications.</p> <p>8. The platoon installs floor joists level when framed to girders.</p> <p>9. The platoon installs cross bridging.</p> <ul style="list-style-type: none"> a. Ensured that bridging was made from 1- by 3-inch or 2- by 3-inch material, or according to drawings. b. Used eightpenny or tenpenny nails to secure the bridging to joists. <p>10. The platoon uses headers and trimmers to frame the floor opening.</p> <p>11. The platoon installs the subfloor.</p> <ul style="list-style-type: none"> a. Laid the subflooring diagonally on the joist framework. b. Used three or more nails at each floor joist for flooring that was 8 inches or wider. <p>12. The platoon installs the finished floor.</p> <ul style="list-style-type: none"> a. Used eightpenny nails to fasten the finished floor to the subfloor at every joist. b. Used building paper between the subfloor and the finished floor. <p>13. The platoon installs wall framing.</p> <ul style="list-style-type: none"> a. Plumbed and straightened the wall. b. Placed bracing in position according to the plans, to hold corner posts in place after straightening the wall. <p>14. The platoon uses double studs to frame window openings.</p> <p>15. The platoon frames door openings.</p> <ul style="list-style-type: none"> a. Placed exterior studs and headers to the sides and the top of doors. b. Used wall studs for door framing where possible. <p>16. The platoon assembles trusses by using a template and installs them according the appropriate Field Manual (FM).</p> <p>17. The platoon installs sheathing to the outside walls according to the appropriate FM.</p> <ul style="list-style-type: none"> a. Used one-fourth inch or larger plywood sheathing for walls with stud spacing of 16 inches on center (OC) and three-eighths inch plywood for walls with stud spacing of 24 inches OC. b. Spaced nails no more than 6 inches OC at the edge of the panels and 12 inches OC elsewhere. <p>18. The platoon applies building paper horizontally from the bottom of the walls and nails roofing paper at the laps.</p> <p>19. The platoon installs the siding with no cracks.</p> <p>20. The platoon installs a roof cover.</p> <ul style="list-style-type: none"> a. Ensured that the sheathing boards were absolutely dry before any roofing was applied. b. Applied roofing felt to the sheathing. 		

TASK STEPS AND PERFORMANCE MEASURES	GO	NO-GO
c. Inverted the starter course of shingles.		
21. The platoon installs interior walls with no gaps, and sites nail heads below the plasterboard surface.		
22. The platoon installs a ceiling level.		
23. The platoon installs windows according to drawings provided.		

TASK PERFORMANCE / EVALUATION SUMMARY BLOCK							
ITERATION	1	2	3	4	5	M	TOTAL
TOTAL TASK STEPS EVALUATED							
TOTAL TASK STEPS "GO"							
TRAINING STATUS "GO"/"NO-GO"							

"*" indicates a leader task step.

SUPPORTING INDIVIDUAL TASKS

Task Number	Task Title	References
052-239-3001	Prepare a Bill of Materials	STP 5-51H34-SM-TG
052-239-3029	Schedule Work	STP 5-51H34-SM-TG
052-239-3030	Read Construction Prints	STP 5-51H34-SM-TG
052-239-3033	Supervise Building Layout	STP 5-51H34-SM-TG
052-239-3035	Supervise Construction of Wood Frame Structures	STP 5-51H34-SM-TG

SUPPORTING COLLECTIVE TASKS

Task Number	Task Title	References
05-3-0904.05-R01A	Establish Jobsite Security	ARTEP 5-025-66-MTP ARTEP 5-026-34-MTP ARTEP 5-027-10-MTP ARTEP 5-027-35-MTP ARTEP 5-053-11-MTP ARTEP 5-053-12-MTP ARTEP 5-053-35-MTP ARTEP 5-063-10-MTP ARTEP 5-063-11-MTP ARTEP 5-063-35-MTP ARTEP 5-113-11-MTP ARTEP 5-113-12-MTP ARTEP 5-113-35-MTP ARTEP 5-145-12-MTP ARTEP 5-145-32-MTP ARTEP 5-155-66-MTP ARTEP 5-156-34-MTP ARTEP 5-157-10-MTP ARTEP 5-157-35-MTP ARTEP 5-215-66-MTP ARTEP 5-216-34-MTP ARTEP 5-217-10-MTP ARTEP 5-217-35-MTP

SUPPORTING COLLECTIVE TASKS

Task Number	Task Title	References
		ARTEP 5-335-60-MTP
		ARTEP 5-335-65-MTP
		ARTEP 5-335-66-MTP
		ARTEP 5-335-70-MTP
		ARTEP 5-336-34-MTP
		ARTEP 5-337-10-MTP
		ARTEP 5-337-35-MTP
		ARTEP 5-402-33-MTP
		ARTEP 5-402-68-MTP
		ARTEP 5-412-68-MTP
		ARTEP 5-412-69-MTP
		ARTEP 5-413-35-MTP
		ARTEP 5-415-66-MTP
		ARTEP 5-416-14-MTP
		ARTEP 5-416-34-MTP
		ARTEP 5-417-13-MTP
		ARTEP 5-417-17-MTP
		ARTEP 5-417-35-MTP
		ARTEP 5-423-11-MTP
		ARTEP 5-423-35-MTP
		ARTEP 5-424-35-MTP
		ARTEP 5-425-66-MTP
		ARTEP 5-426-34-MTP
		ARTEP 5-427-10-MTP
		ARTEP 5-427-35-MTP
		ARTEP 5-434-35-MTP
		ARTEP 5-435-66-MTP
		ARTEP 5-435-67-MTP
		ARTEP 5-436-35-MTP
		ARTEP 5-436-37-MTP
		ARTEP 5-437-10-MTP
		ARTEP 5-437-11-MTP
		ARTEP 5-437-36-MTP
		ARTEP 5-437-38-MTP
		ARTEP 5-443-35-MTP
		ARTEP 5-445-64-MTP
		ARTEP 5-445-66-MTP
		ARTEP 5-446-34-MTP
		ARTEP 5-446-36-MTP
		ARTEP 5-447-10-MTP
		ARTEP 5-447-11-MTP
		ARTEP 5-447-35-MTP
		ARTEP 5-447-37-MTP
		ARTEP 5-463-10-MTP
		ARTEP 5-463-12-MTP
		ARTEP 5-463-15-MTP
		ARTEP 5-463-17-MTP
		ARTEP 5-463-35-MTP
		ARTEP 5-463-36-MTP
		ARTEP 5-473-35-MTP
		ARTEP 5-603-35-MTP
		ARTEP 5-607-35-MTP
		ARTEP 5-608-35-MTP

SUPPORTING COLLECTIVE TASKS

Task Number	Task Title	References
05-3-1018.05-R01A	Conduct Troop-Leading Procedures	ARTEP 5-025-66-MTP ARTEP 5-026-34-MTP ARTEP 5-027-10-MTP ARTEP 5-027-35-MTP ARTEP 5-053-11-MTP ARTEP 5-053-12-MTP ARTEP 5-053-35-MTP ARTEP 5-113-11-MTP ARTEP 5-113-12-MTP ARTEP 5-113-35-MTP ARTEP 5-155-66-MTP ARTEP 5-156-34-MTP ARTEP 5-157-10-MTP ARTEP 5-157-35-MTP ARTEP 5-215-66-MTP ARTEP 5-216-34-MTP ARTEP 5-217-10-MTP ARTEP 5-217-35-MTP ARTEP 5-425-66-MTP ARTEP 5-426-34-MTP ARTEP 5-427-10-MTP ARTEP 5-427-35-MTP ARTEP 5-445-64-MTP ARTEP 5-445-66-MTP ARTEP 5-446-34-MTP ARTEP 5-446-36-MTP ARTEP 5-447-10-MTP ARTEP 5-447-11-MTP ARTEP 5-447-35-MTP ARTEP 5-447-37-MTP ARTEP 5-463-10-MTP ARTEP 5-463-12-MTP ARTEP 5-463-15-MTP ARTEP 5-463-17-MTP ARTEP 5-463-35-MTP ARTEP 5-463-36-MTP ARTEP 5-473-35-MTP

OPFOR TASKS AND STANDARDS

TASK: Disrupt a Route Reconnaissance (5-OPFOR-0021)

CONDITION: The enemy is conducting a route reconnaissance. The opposing forces (OPFOR) element is positioned along the enemy's route.

STANDARD: The OPFOR element attempts to disrupt a squad/section conducting a route reconnaissance. 1. Prevents the unit from meeting its specified time schedule. 2. Forces the unit to deviate from its specified route. 3. Prevents the unit from reaching its assigned destination. 4. Surprises the squad/section. 5. Inflicts casualties on the unit.

TASK: Conduct an Ambush (5-OPFOR-0007)

CONDITION: The enemy is moving in a convoy. The opposing forces (OPFOR) element is positioned along the enemy's route.

STANDARD: The OPFOR element inflicts casualties on the enemy and causes vehicle and equipment damage. 1. Prepares an ambush site before the element arrives. 2. Surprises march element forces. 3. Inflicts heavy casualties within the designated kill zone. 4. Inflicts heavy damage to the vehicles and the equipment within the designated kill zone. 5. Delays the march element from reaching a specified destination for a specified period of time. 6. Withdraws on order. 7. Sustains no casualties. 8. Reports actions to superiors.

TASK: Maintain Contact (5-OPFOR-0003)

CONDITION: The opposing forces (OPFOR) element is engaged with enemy base-defense forces. The enemy forces are withdrawing under pressure.

STANDARD: The OPFOR element maintains enemy contact while the enemy withdraws. 1. Engages the enemy forces decisively. 2. Advances the OPFOR as the enemy forces withdraw. 3. Inflicts heavy casualties. 4. Captures the members of the enemy force. 5. Captures documents and equipment. 6. Safeguards the captured documents, the equipment, and the personnel.

TASK: Conduct a Raid (5-OPFOR-0004)

CONDITION: The opposing forces (OPFOR) element has occupied an objective rally point and has orders to conduct a raid on a combat service support (CSS) base.

STANDARD: The OPFOR element infiltrates the enemy's base and destroys all of the targets. 1. Surprises the enemy forces. 2. Assaults the support base and accomplishes the assigned tasks. 3. Destroys the specified equipment and supplies. 4. Avoids being decisively engaged. 5. Withdraws all personnel from the objective areas within the time prescribed. 6. Obtains all priority intelligence requirements (PIR) from the raid site. 7. Sustains only light casualties from enemy fire.

TASK: Conduct an Attack (5-OPFOR-0008)

CONDITION: The enemy is conducting tactical operations. The opposing forces (OPFOR) element receives orders to attack the enemy, the area of occupation, or the main supply route (MSR) with smoke.

STANDARD: The OPFOR element disrupts the enemy's movement and smoke operations. 1. Determines the delivery method of the smoke attack. 2. Locates the target. 3. Delivers the smoke attack downwind. 4. Attacks the enemy with smoke, and surge attacks when the enemy responds to the smoke.

TASK: Disrupt a Net Control Station (NCS) (5-OPFOR-0019)

CONDITION: The enemy has established a NCS. The opposing forces (OPFOR) element has radio and jamming equipment.

STANDARD: The OPFOR element attempts to disrupt an NCS. 1. Attempts to locate the radio frequency that the unit is operating on. 2. Attempts to enter the radio net. 3. Attempts to issue "bogus" orders to a unit on the net. 4. Jams the radio frequency and forces the unit to go to an alternate frequency.

TASK: Disrupt Construction of Vehicle Fighting Positions (5-OPFOR-0020)

CONDITION: The opposing forces (OPFOR) element has located the enemy. The priority intelligence requirements (PIR) and other intelligence obtained by OPFOR patrols indicate the enemy is constructing vehicle fighting positions within its defensive area. The OPFOR element has automatic and antiarmor weapons and light mortars.

STANDARD: The OPFOR element attempts to disrupt the enemy's efforts to establish vehicle fighting positions. 1. Locates the defensive area. 2. Surprises the main body. 3. Penetrates the defensive area with squad-size probes. 4. Inflicts casualties on the unit. 5. Destroys vehicles. 6. Disrupts the unit's preparations (prevents or delays beyond the unit's allotted time).

TASK: Defeat Obstacles (5-OPFOR-0009)

CONDITION: The opposing forces (OPFOR) element encounters an obstacle that blocks the avenue of approach as it advances upon the enemy forces.

STANDARD: The OPFOR element bypasses or breaches the enemy obstacle. 1. Detects the obstacle before halting its main body. 2. Defeats the obstacle. a. Bypasses the obstacle without entering the engagement areas. b. Breaches the obstacle within 45 minutes and passes its entire force through the obstacle. 3. Does not incur degradation to the point that the mission must be discontinued.

TASK: Disrupt an Engineer Reconnaissance (5-OPFOR-0022)

CONDITION: The enemy is conducting an engineer reconnaissance. The opposing forces (OPFOR) element is positioned along the enemy's route.

STANDARD: The OPFOR element disrupts an engineer reconnaissance. 1. Prevents the unit from meeting its specified time schedule. 2. Forces the unit to deviate from its specified route. 3. Prevents the unit from accomplishing its assigned engineer reconnaissance. 4. Surprises the unit conducting the reconnaissance.

TASK: Conduct an Aerial Reconnaissance (5-OPFOR-0010)

CONDITION: The opposing forces (OPFOR) headquarters (HQ) element requires intelligence on the locations and identification of the enemy elements. Aircraft is dispatched to take photographs and make a visual inspection of the enemy rear area.

STANDARD: The OPFOR element gathers photograph intelligence of the enemy. 1. Photographs the assigned sectors. 2. Makes quick visual checks where the ceiling is low. 3. Locates enemy positions in the area, particularly support and storage bases, and command and control (C2) facilities. 4. Sustains no loss of aircraft. 5. Reports priority intelligence requirements (PIR) and other information requirements to the OPFOR HQ.

TASK: Conduct Terrorist and Saboteur Attacks (5-OPFOR-0005)

CONDITION: The opposing forces (OPFOR) element dispatches small teams into the enemy's rear area to disrupt combat service support (CSS) operations.

STANDARD: The enemy sustains disrupted command and control (C2), destroyed equipment and supplies, and light casualties. 1. Locates rear support bases and C2 facilities. 2. Delays and disrupts CSS operations through probes. 3. Infiltrates CSS bases to conduct sabotage and terrorist activities. 4. Inflicts light casualties. 5. Destroys supplies and equipment.

TASK: Disrupt Defensive Preparations (5-OPFOR-0018)

CONDITION: The opposing forces (OPFOR) element has located the enemy. Priority intelligence requirements (PIR) and other intelligence requirements obtained by OPFOR patrols indicate that the enemy elements are establishing defensive positions. The OPFOR element has automatic and antiarmor weapons and light mortars.

STANDARD: The OPFOR element disrupts and delays the enemy's defensive preparations. 1. Locates and penetrates the enemy's security system. 2. Forces the enemy to delay defensive preparations. 3. Disrupts the enemy's obstacle preparations.

TASK: Disrupt Quartering Party Operations (5-OPFOR-0017)

CONDITION: The enemy is conducting quartering party operations. It has established an assembly area (AA) but has not moved in the main body.

STANDARD: The opposing forces (OPFOR) element attempts to disrupt quartering party operations and infiltrate the enemy's AA. 1. Locates the quartering party and the AA. 2. Surprises the main body. 3. Penetrates the AA with squad-size probes. 4. Inflicts personnel casualties and vehicle damage. 5. Disrupts the unit's preparations (prevents or delays beyond the unit's allotted time).

TASK: Disrupt Enemy Movement and Operations Using Tactical Nuclear Weapons (5-OPFOR-0016)

CONDITION: The opposing forces (OPFOR) element has located the enemy. Priority intelligence requirements (PIR) and other intelligence requirements have been obtained by OPFOR patrols. Tactical nuclear weapons are employed against key locations in the rear area.

STANDARD: The OPFOR element disrupts enemy movement and operations. 1. Disrupts or delays the movement of the enemy's equipment and supplies to the forward areas. 2. Destroys enemy equipment and supplies. 3. Inflicts a high rate of nuclear casualties among the enemy forces. 4. Denies the enemy the use of specified areas. 5. Contaminates the enemy's equipment and supplies.

TASK: Disrupt Enemy Movement and Operations Using Persistent and Nonpersistent Chemical Weapons (5-OPFOR-0015)

CONDITION: The opposing forces (OPFOR) element has located the enemy. Priority intelligence requirements (PIR) and other intelligence requirements have been obtained by OPFOR patrols. The OPFOR units deliver chemical agents, by means of conventional artillery weapons or aircraft, along selected supply routes and key bases in the rear area.

STANDARD: The OPFOR element disrupts enemy movement and operations using persistent and nonpersistent chemical weapons. 1. Delivers chemical agents in low and densely wooded areas. 2. Delays the movement of enemy supplies and equipment to the forward areas. 3. Restricts the movement of the enemy units in the rear area. 4. Channels the movement of enemy units into predesignated ambush areas. 5. Contaminates enemy supplies and equipment. 6. Inflicts a high rate of casualties on enemy forces.

TASK: Counter Passage of Lines (5-OPFOR-0012)

CONDITION: Enemy forces are in defensive positions, but they are expected to attempt passage-of-lines operations. The opposing forces (OPFOR) received orders to disrupt enemy passage-of-lines operations.

STANDARD: The OPFOR element delays or prevents enemy passage of lines. 1. Delays the passage. 2. Prevents the company from moving all personnel through the stationary unit. 3. Engages the main body of either the moving or the stationary unit.

TASK: Disrupt Movement (5-OPFOR-0014)

CONDITION: The enemy is expected to move through the opposing forces (OPFOR) element's area of operations. The OPFOR element has received an operation order (OPORD) or fragmentary order (FRAGO) to disrupt enemy movement. The enemy has the capability to defend with direct fire and antiarmor weapons.

STANDARD: The OPFOR element delays enemy movement. 1. Delays the element. 2. Forces the element to deviate from its route. 3. Prevents the element from reaching its destination. 4. Surprises the element's main body.

TASK: Disrupt Assembly Area (AA) Activities (5-OPFOR-0013)

CONDITION: Intelligence reports indicate that platoon- and company-size enemy units are operating in the opposing forces (OPFOR) area of operations. Enemy units can defend from AAs with direct fire, antiarmor weapons, and indirect fire. The enemy has close air support (CAS) and nuclear, biological, and chemical (NBC) capabilities.

STANDARD: The OPFOR element locates and disrupts the enemy's AA activities. 1. Locates the element's AA. 2. Probes the AA with squad- or team-size elements. 3. Inflicts more than 5 percent casualties on the element. 4. Disrupts the element's preparations (prevents or delays beyond the element's allotted time).

TASK: Conduct Air Attacks (5-OPFOR-0002)

CONDITION: The opposing forces (OPFOR) element in the rear area has forwarded the positions of the enemy support sites or the locations of moving elements. The OPFOR aircraft have been dispatched to attack enemy installations or convoys.

STANDARD: The OPFOR element attempts to delay, disrupt, or damage the enemy targets by air. 1. Locates the target (support sites or convoys). 2. Makes attack runs on the designated targets. 3. Inflicts heavy damage to the selected target. 4. Sustains no loss of aircraft. 5. Delays moving the force for more than one hour.

TASK: Conduct Sniper Operations (5-OPFOR-0006)

CONDITION: The opposing forces (OPFOR) element has assigned snipers (regular or irregular elements) in the enemy's rear area along the main supply route (MSR) and near support sites.

STANDARD: The OPFOR element kills or wounds targets. 1. Sets up a well-concealed location. 2. Engages vehicle drivers or personnel on foot with short bursts of semiautomatic fire. 3. Kills or wounds selected targets. 4. Prevents the position from being discovered by enemy forces. 5. Evacuates the area without being spotted. 6. Reports all specified priority intelligence requirements (PIR) and other intelligence requirements to the OPFOR headquarters (HQ).

TASK: Surrender to the Capturing Unit on the Battlefield (5-OPFOR-0024)

CONDITION: The enemy has captured opposing forces (OPFOR) element's soldiers, documents, and equipment sensitive to the OPFOR tactical operations.

STANDARD: The OPFOR soldiers retain or destroy documents and equipment. The OPFOR element surrenders the documents and the equipment of no tactical use to the enemy and attempts to conceal or destroy items of tactical value. The OPFOR element attempts escape and evasion. 1. Prevents the successful capture of the documents and the equipment. 2. Destroys the documents and the equipment. 3. Removes identifying markings from the equipment. 4. Removes unit-identifying insignia. 5. Provides misleading information. 6. Plans an escape. 7. Delays movement to the nearest collection point. 8. Prevents safeguarding of the enemy prisoners of war (EPWs) in order to cause embarrassment to the United States (US).

TASK: Attack (5-OPFOR-0001)

CONDITION: The opposing forces (OPFOR) element has located the enemy. The priority intelligence requirements (PIR) and the other intelligence requirements have been obtained by OPFOR patrols. The OPFOR element has automatic and antiarmor weapons and light mortars.

STANDARD: The OPFOR element attempts to seize the terrain, the vehicles, or the equipment. 1. Develops an attack plan. 2. Surprises the enemy unit's main body. 3. Initiates the attack using a scheme of maneuver that exploits the enemy's flanks, gaps, and weaknesses. 4. Uses covered and concealed routes to approach the enemy forces' flanks, gaps, or weakly held areas. 5. Employs indirect fire to support the attack. 6. Penetrates enemy defenses. 7. Destroys the equipment and the supplies. 8. Inflicts heavy casualties. 9. Isolates the combat service support (CSS) base by blocking the reinforcements. 10. Forces the enemy units to displace. 11. Avoids being fixed in one position. 12. Withdraws before the CSS base is reinforced with tactical combat forces.

TASK: Defend a Minefield (5-OPFOR-0023)

CONDITION: The enemy is conducting a minefield sweeping operation. The opposing forces (OPFOR) element has a minefield placed in the enemy's path. The minefield is under constant observation and fire.

STANDARD: The OPFOR element defends a minefield against an enemy element conducting a minefield sweeping operation. 1. Prevents the unit from detecting the obstacle. 2. Disrupts the minefield sweeping operation. 3. Prevents the unit from conducting the minefield sweeping operation, prevents the unit from moving all personnel through the breach, or delays the completion of the minefield sweeping operation for more than 45 minutes.

ELEMENTS: Two General Construction Platoons
Six General Construction Squads

TASK: Construct/Repair a Concrete Structure (05-3-0789)
(FM 5-428)

ITERATION: 1 2 3 4 5 M (Circle)

COMMANDER/LEADER ASSESSMENT: T P U (Circle)

CONDITIONS: The platoon receives a mission to a construct concrete structure. They are provided with plans, drawings, and specifications. All required materials are provided. Some iterations of this task should be performed in MOPP4.

TASK STANDARDS: The structure is constructed to plan specifications provided no later than the time prescribed in the operation order (OPORD) or mission directive. The time required to perform this task is increased when conducting it in mission-oriented protection posture (MOPP) 4.

TASK STEPS AND PERFORMANCE MEASURES	GO	NO-GO
<ul style="list-style-type: none"> * 1. The platoon leader conducts troop-leading procedures. <ul style="list-style-type: none"> a. Issued a warning order (WO). b. Verified the accuracy of the construction plans and specifications. Checked the mix design for adequate compressive strength. Checked or created the formwork design for the appropriate concrete structure. c. Ensured that the bill of materials (BOM) included all required materials to complete construction. d. Conducted a reconnaissance of the construction site and checked the-- <ul style="list-style-type: none"> (1) Route to and from the site for accessibility. (2) Location of water and aggregate supply. (3) Excavation depth, width, and area to ensure that it met construction requirements. (4) Location of the area for mixing concrete. e. Submitted request for changes to construction plans or specifications, if necessary. f. Conducted platoon movement after the OPORD was issued to subordinates and all preparations have been completed. * 2. The platoon leader or the platoon sergeant (PSG) establishes jobsite security. 3. The platoon stockpiles construction materials, scaffolding, and lumber for formwork. 4. The platoon lays out the structure and places batter boards. <ul style="list-style-type: none"> a. Laid out the structure from an established parallel line. b. Erected the batter boards to meet construction requirements. 5. The platoon constructs forms according to the appropriate field manual (FM). 6. The platoon mixes the concrete according to the plans provided. 7. The platoon prepares to pour the concrete. <ul style="list-style-type: none"> a. Removed all water depressions in the rock subgrade. Coated the subgrade with a 3/4-inch thick layer of mortar that had a slump of 6 inches. b. Moistened the clay subgrade to a depth of 6 inches. c. Covered the gravel and sand subgrade with tar paper or burlap before placing the concrete. 		

TASK STEPS AND PERFORMANCE MEASURES	GO	NO-GO
<p>8. The platoon pours the concrete. NOTE: When depositing from buckets in mass concrete work, the layers are 15 to 20 inches thick. When placing concrete with reinforcement, the layers are 6 to 20 inches thick. The fill rate for large projects is not to exceed 4 vertical feet per hour.</p> <ol style="list-style-type: none"> a. Placed each layer of concrete in one operation and consolidated it before placing the next. b. Did not place the concrete where it falls vertically 5 feet or more. c. Used a vibrator or hand spade for consolidation of the concrete. d. Finished the concrete surface to the required smoothness. <p>9. The platoon removes forms.</p> <ol style="list-style-type: none"> a. Did not remove wall forms until the concrete had thoroughly hardened (normally 7 days). b. Did not place a pinch tool against an exposed concrete surface to wedge forms loose. <p>10. The platoon makes needed repairs.</p> <ol style="list-style-type: none"> a. Inspected superficial defects in the concrete. b. Made repairs 6 inches deep in large structures, if possible. <ol style="list-style-type: none"> (1) Allowed 1-inch clearance around each exposed bar if there was old concrete with reinforcement bars. (2) Reinforced patches to a depth of 2 inches. c. Used rectangular patches on small areas. d. Kept the area around the patch wet for several hours (preferably overnight). e. Made repairs in new concrete immediately after the form's removal. 		

TASK PERFORMANCE / EVALUATION SUMMARY BLOCK							
ITERATION	1	2	3	4	5	M	TOTAL
TOTAL TASK STEPS EVALUATED							
TOTAL TASK STEPS "GO"							
TRAINING STATUS "GO"/"NO-GO"							

"*" indicates a leader task step.

SUPPORTING INDIVIDUAL TASKS

Task Number	Task Title	References
052-239-3004	Supervise Construction of Forms	STP 5-51H34-SM-TG
052-239-3030	Read Construction Prints	STP 5-51H34-SM-TG
052-239-3033	Supervise Building Layout	STP 5-51H34-SM-TG
052-239-3039	Supervise the Construction of Concrete Structures	STP 5-51H34-SM-TG
052-239-3040	Supervise Construction of Masonry Structures	STP 5-51H34-SM-TG
052-252-1036	Product Concrete with the Concrete Mobile Mixer (Model M919)	STP 5-62H13-SM-TG
052-252-3055	Direct Employment of a Concrete Mobile Mixer (Model M919)	STP 5-62H13-SM-TG
052-256-3034	Organize Jobsite Security	STP 5-62N34-SM-TG

SUPPORTING COLLECTIVE TASKS

Task Number	Task Title	References
05-3-0904.05-R01A	Establish Jobsite Security	ARTEP 5-025-66-MTP ARTEP 5-026-34-MTP ARTEP 5-027-10-MTP ARTEP 5-027-35-MTP ARTEP 5-053-11-MTP ARTEP 5-053-12-MTP ARTEP 5-053-35-MTP ARTEP 5-063-10-MTP ARTEP 5-063-11-MTP ARTEP 5-063-35-MTP ARTEP 5-113-11-MTP ARTEP 5-113-12-MTP ARTEP 5-113-35-MTP ARTEP 5-145-12-MTP ARTEP 5-145-32-MTP ARTEP 5-155-66-MTP ARTEP 5-156-34-MTP ARTEP 5-157-10-MTP ARTEP 5-157-35-MTP ARTEP 5-215-66-MTP ARTEP 5-216-34-MTP ARTEP 5-217-10-MTP ARTEP 5-217-35-MTP ARTEP 5-335-60-MTP ARTEP 5-335-65-MTP ARTEP 5-335-66-MTP ARTEP 5-335-70-MTP ARTEP 5-336-34-MTP ARTEP 5-337-10-MTP ARTEP 5-337-35-MTP ARTEP 5-402-33-MTP ARTEP 5-402-68-MTP ARTEP 5-412-68-MTP ARTEP 5-412-69-MTP ARTEP 5-413-35-MTP ARTEP 5-415-66-MTP ARTEP 5-416-14-MTP ARTEP 5-416-34-MTP ARTEP 5-417-13-MTP ARTEP 5-417-17-MTP ARTEP 5-417-35-MTP ARTEP 5-423-11-MTP ARTEP 5-423-35-MTP ARTEP 5-424-35-MTP ARTEP 5-425-66-MTP ARTEP 5-426-34-MTP ARTEP 5-427-10-MTP ARTEP 5-427-35-MTP ARTEP 5-434-35-MTP ARTEP 5-435-66-MTP ARTEP 5-435-67-MTP ARTEP 5-436-35-MTP ARTEP 5-436-37-MTP

SUPPORTING COLLECTIVE TASKS

Task Number	Task Title	References
05-3-1018.05-R01A	Conduct Troop-Leading Procedures	ARTEP 5-437-10-MTP
		ARTEP 5-437-11-MTP
		ARTEP 5-437-36-MTP
		ARTEP 5-437-38-MTP
		ARTEP 5-443-35-MTP
		ARTEP 5-445-64-MTP
		ARTEP 5-445-66-MTP
		ARTEP 5-446-34-MTP
		ARTEP 5-446-36-MTP
		ARTEP 5-447-10-MTP
		ARTEP 5-447-11-MTP
		ARTEP 5-447-35-MTP
		ARTEP 5-447-37-MTP
		ARTEP 5-463-10-MTP
		ARTEP 5-463-12-MTP
		ARTEP 5-463-15-MTP
		ARTEP 5-463-17-MTP
		ARTEP 5-463-35-MTP
		ARTEP 5-463-36-MTP
		ARTEP 5-473-35-MTP
		ARTEP 5-603-35-MTP
		ARTEP 5-607-35-MTP
		ARTEP 5-608-35-MTP
		ARTEP 5-025-66-MTP
		ARTEP 5-026-34-MTP
		ARTEP 5-027-10-MTP
		ARTEP 5-027-35-MTP
		ARTEP 5-053-11-MTP
		ARTEP 5-053-12-MTP
		ARTEP 5-053-35-MTP
		ARTEP 5-113-11-MTP
		ARTEP 5-113-12-MTP
		ARTEP 5-113-35-MTP
		ARTEP 5-155-66-MTP
		ARTEP 5-156-34-MTP
		ARTEP 5-157-10-MTP
		ARTEP 5-157-35-MTP
		ARTEP 5-215-66-MTP
		ARTEP 5-216-34-MTP
		ARTEP 5-217-10-MTP
ARTEP 5-217-35-MTP		
ARTEP 5-425-66-MTP		
ARTEP 5-426-34-MTP		
ARTEP 5-427-10-MTP		
ARTEP 5-427-35-MTP		
ARTEP 5-445-64-MTP		
ARTEP 5-445-66-MTP		
ARTEP 5-446-34-MTP		
ARTEP 5-446-36-MTP		
ARTEP 5-447-10-MTP		
ARTEP 5-447-11-MTP		
ARTEP 5-447-35-MTP		
ARTEP 5-447-37-MTP		

SUPPORTING COLLECTIVE TASKS

Task Number	Task Title	References
		ARTEP 5-463-10-MTP
		ARTEP 5-463-12-MTP
		ARTEP 5-463-15-MTP
		ARTEP 5-463-17-MTP
		ARTEP 5-463-35-MTP
		ARTEP 5-463-36-MTP
		ARTEP 5-473-35-MTP

OPFOR TASKS AND STANDARDS

TASK: Disrupt a Route Reconnaissance (5-OPFOR-0021)

CONDITION: The enemy is conducting a route reconnaissance. The opposing forces (OPFOR) element is positioned along the enemy's route.

STANDARD: The OPFOR element attempts to disrupt a squad/section conducting a route reconnaissance. 1. Prevents the unit from meeting its specified time schedule. 2. Forces the unit to deviate from its specified route. 3. Prevents the unit from reaching its assigned destination. 4. Surprises the squad/section. 5. Inflicts casualties on the unit.

TASK: Conduct an Ambush (5-OPFOR-0007)

CONDITION: The enemy is moving in a convoy. The opposing forces (OPFOR) element is positioned along the enemy's route.

STANDARD: The OPFOR element inflicts casualties on the enemy and causes vehicle and equipment damage. 1. Prepares an ambush site before the element arrives. 2. Surprises march element forces. 3. Inflicts heavy casualties within the designated kill zone. 4. Inflicts heavy damage to the vehicles and the equipment within the designated kill zone. 5. Delays the march element from reaching a specified destination for a specified period of time. 6. Withdraws on order. 7. Sustains no casualties. 8. Reports actions to superiors.

TASK: Maintain Contact (5-OPFOR-0003)

CONDITION: The opposing forces (OPFOR) element is engaged with enemy base-defense forces. The enemy forces are withdrawing under pressure.

STANDARD: The OPFOR element maintains enemy contact while the enemy withdraws. 1. Engages the enemy forces decisively. 2. Advances the OPFOR as the enemy forces withdraw. 3. Inflicts heavy casualties. 4. Captures the members of the enemy force. 5. Captures documents and equipment. 6. Safeguards the captured documents, the equipment, and the personnel.

TASK: Conduct a Raid (5-OPFOR-0004)

CONDITION: The opposing forces (OPFOR) element has occupied an objective rally point and has orders to conduct a raid on a combat service support (CSS) base.

STANDARD: The OPFOR element infiltrates the enemy's base and destroys all of the targets. 1. Surprises the enemy forces. 2. Assaults the support base and accomplishes the assigned tasks. 3. Destroys the specified equipment and supplies. 4. Avoids being decisively engaged. 5. Withdraws all personnel from the objective areas within the time prescribed. 6. Obtains all priority intelligence requirements (PIR) from the raid site. 7. Sustains only light casualties from enemy fire.

TASK: Conduct an Attack (5-OPFOR-0008)

CONDITION: The enemy is conducting tactical operations. The opposing forces (OPFOR) element receives orders to attack the enemy, the area of occupation, or the main supply route (MSR) with smoke.

STANDARD: The OPFOR element disrupts the enemy's movement and smoke operations. 1. Determines the delivery method of the smoke attack. 2. Locates the target. 3. Delivers the smoke attack downwind. 4. Attacks the enemy with smoke, and surge attacks when the enemy responds to the smoke.

TASK: Disrupt a Net Control Station (NCS) (5-OPFOR-0019)

CONDITION: The enemy has established a NCS. The opposing forces (OPFOR) element has radio and jamming equipment.

STANDARD: The OPFOR element attempts to disrupt an NCS. 1. Attempts to locate the radio frequency that the unit is operating on. 2. Attempts to enter the radio net. 3. Attempts to issue "bogus" orders to a unit on the net. 4. Jams the radio frequency and forces the unit to go to an alternate frequency.

TASK: Disrupt Construction of Vehicle Fighting Positions (5-OPFOR-0020)

CONDITION: The opposing forces (OPFOR) element has located the enemy. The priority intelligence requirements (PIR) and other intelligence obtained by OPFOR patrols indicate the enemy is constructing vehicle fighting positions within its defensive area. The OPFOR element has automatic and antiarmor weapons and light mortars.

STANDARD: The OPFOR element attempts to disrupt the enemy's efforts to establish vehicle fighting positions. 1. Locates the defensive area. 2. Surprises the main body. 3. Penetrates the defensive area with squad-size probes. 4. Inflicts casualties on the unit. 5. Destroys vehicles. 6. Disrupts the unit's preparations (prevents or delays beyond the unit's allotted time).

TASK: Defeat Obstacles (5-OPFOR-0009)

CONDITION: The opposing forces (OPFOR) element encounters an obstacle that blocks the avenue of approach as it advances upon the enemy forces.

STANDARD: The OPFOR element bypasses or breaches the enemy obstacle. 1. Detects the obstacle before halting its main body. 2. Defeats the obstacle. a. Bypasses the obstacle without entering the engagement areas. b. Breaches the obstacle within 45 minutes and passes its entire force through the obstacle. 3. Does not incur degradation to the point that the mission must be discontinued.

TASK: Disrupt an Engineer Reconnaissance (5-OPFOR-0022)

CONDITION: The enemy is conducting an engineer reconnaissance. The opposing forces (OPFOR) element is positioned along the enemy's route.

STANDARD: The OPFOR element disrupts an engineer reconnaissance. 1. Prevents the unit from meeting its specified time schedule. 2. Forces the unit to deviate from its specified route. 3. Prevents the unit from accomplishing its assigned engineer reconnaissance. 4. Surprises the unit conducting the reconnaissance.

TASK: Conduct an Aerial Reconnaissance (5-OPFOR-0010)

CONDITION: The opposing forces (OPFOR) headquarters (HQ) element requires intelligence on the locations and identification of the enemy elements. Aircraft is dispatched to take photographs and make a visual inspection of the enemy rear area.

STANDARD: The OPFOR element gathers photograph intelligence of the enemy. 1. Photographs the assigned sectors. 2. Makes quick visual checks where the ceiling is low. 3. Locates enemy positions in the area, particularly support and storage bases, and command and control (C2) facilities. 4. Sustains no loss of aircraft. 5. Reports priority intelligence requirements (PIR) and other information requirements to the OPFOR HQ.

TASK: Conduct Terrorist and Saboteur Attacks (5-OPFOR-0005)

CONDITION: The opposing forces (OPFOR) element dispatches small teams into the enemy's rear area to disrupt combat service support (CSS) operations.

STANDARD: The enemy sustains disrupted command and control (C2), destroyed equipment and supplies, and light casualties. 1. Locates rear support bases and C2 facilities. 2. Delays and disrupts CSS operations through probes. 3. Infiltrates CSS bases to conduct sabotage and terrorist activities. 4. Inflicts light casualties. 5. Destroys supplies and equipment.

TASK: Disrupt Defensive Preparations (5-OPFOR-0018)

CONDITION: The opposing forces (OPFOR) element has located the enemy. Priority intelligence requirements (PIR) and other intelligence requirements obtained by OPFOR patrols indicate that the enemy elements are establishing defensive positions. The OPFOR element has automatic and antiarmor weapons and light mortars.

STANDARD: The OPFOR element disrupts and delays the enemy's defensive preparations. 1. Locates and penetrates the enemy's security system. 2. Forces the enemy to delay defensive preparations. 3. Disrupts the enemy's obstacle preparations.

TASK: Disrupt Quartering Party Operations (5-OPFOR-0017)

CONDITION: The enemy is conducting quartering party operations. It has established an assembly area (AA) but has not moved in the main body.

STANDARD: The opposing forces (OPFOR) element attempts to disrupt quartering party operations and infiltrate the enemy's AA. 1. Locates the quartering party and the AA. 2. Surprises the main body. 3. Penetrates the AA with squad-size probes. 4. Inflicts personnel casualties and vehicle damage. 5. Disrupts the unit's preparations (prevents or delays beyond the unit's allotted time).

TASK: Disrupt Enemy Movement and Operations Using Tactical Nuclear Weapons (5-OPFOR-0016)

CONDITION: The opposing forces (OPFOR) element has located the enemy. Priority intelligence requirements (PIR) and other intelligence requirements have been obtained by OPFOR patrols. Tactical nuclear weapons are employed against key locations in the rear area.

STANDARD: The OPFOR element disrupts enemy movement and operations. 1. Disrupts or delays the movement of the enemy's equipment and supplies to the forward areas. 2. Destroys enemy equipment and supplies. 3. Inflicts a high rate of nuclear casualties among the enemy forces. 4. Denies the enemy the use of specified areas. 5. Contaminates the enemy's equipment and supplies.

TASK: Disrupt Enemy Movement and Operations Using Persistent and Nonpersistent Chemical Weapons (5-OPFOR-0015)

CONDITION: The opposing forces (OPFOR) element has located the enemy. Priority intelligence requirements (PIR) and other intelligence requirements have been obtained by OPFOR patrols. The OPFOR units deliver chemical agents, by means of conventional artillery weapons or aircraft, along selected supply routes and key bases in the rear area.

STANDARD: The OPFOR element disrupts enemy movement and operations using persistent and nonpersistent chemical weapons. 1. Delivers chemical agents in low and densely wooded areas. 2. Delays the movement of enemy supplies and equipment to the forward areas. 3. Restricts the movement of the enemy units in the rear area. 4. Channels the movement of enemy units into predesignated ambush areas. 5. Contaminates enemy supplies and equipment. 6. Inflicts a high rate of casualties on enemy forces.

TASK: Counter Passage of Lines (5-OPFOR-0012)

CONDITION: Enemy forces are in defensive positions, but they are expected to attempt passage-of-lines operations. The opposing forces (OPFOR) received orders to disrupt enemy passage-of-lines operations.

STANDARD: The OPFOR element delays or prevents enemy passage of lines. 1. Delays the passage. 2. Prevents the company from moving all personnel through the stationary unit. 3. Engages the main body of either the moving or the stationary unit.

TASK: Disrupt Movement (5-OPFOR-0014)

CONDITION: The enemy is expected to move through the opposing forces (OPFOR) element's area of operations. The OPFOR element has received an operation order (OPORD) or fragmentary order (FRAGO) to disrupt enemy movement. The enemy has the capability to defend with direct fire and antiarmor weapons.

STANDARD: The OPFOR element delays enemy movement. 1. Delays the element. 2. Forces the element to deviate from its route. 3. Prevents the element from reaching its destination. 4. Surprises the element's main body.

TASK: Disrupt Assembly Area (AA) Activities (5-OPFOR-0013)

CONDITION: Intelligence reports indicate that platoon- and company-size enemy units are operating in the opposing forces (OPFOR) area of operations. Enemy units can defend from AAs with direct fire, antiarmor weapons, and indirect fire. The enemy has close air support (CAS) and nuclear, biological, and chemical (NBC) capabilities.

STANDARD: The OPFOR element locates and disrupts the enemy's AA activities. 1. Locates the element's AA. 2. Probes the AA with squad- or team-size elements. 3. Inflicts more than 5 percent casualties on the element. 4. Disrupts the element's preparations (prevents or delays beyond the element's allotted time).

TASK: Conduct Air Attacks (5-OPFOR-0002)

CONDITION: The opposing forces (OPFOR) element in the rear area has forwarded the positions of the enemy support sites or the locations of moving elements. The OPFOR aircraft have been dispatched to attack enemy installations or convoys.

STANDARD: The OPFOR element attempts to delay, disrupt, or damage the enemy targets by air. 1. Locates the target (support sites or convoys). 2. Makes attack runs on the designated targets. 3. Inflicts heavy damage to the selected target. 4. Sustains no loss of aircraft. 5. Delays moving the force for more than one hour.

TASK: Conduct Sniper Operations (5-OPFOR-0006)

CONDITION: The opposing forces (OPFOR) element has assigned snipers (regular or irregular elements) in the enemy's rear area along the main supply route (MSR) and near support sites.

STANDARD: The OPFOR element kills or wounds targets. 1. Sets up a well-concealed location. 2. Engages vehicle drivers or personnel on foot with short bursts of semiautomatic fire. 3. Kills or wounds selected targets. 4. Prevents the position from being discovered by enemy forces. 5. Evacuates the area without being spotted. 6. Reports all specified priority intelligence requirements (PIR) and other intelligence requirements to the OPFOR headquarters (HQ).

TASK: Surrender to the Capturing Unit on the Battlefield (5-OPFOR-0024)

CONDITION: The enemy has captured opposing forces (OPFOR) element's soldiers, documents, and equipment sensitive to the OPFOR tactical operations.

STANDARD: The OPFOR soldiers retain or destroy documents and equipment. The OPFOR element surrenders the documents and the equipment of no tactical use to the enemy and attempts to conceal or destroy items of tactical value. The OPFOR element attempts escape and evasion. 1. Prevents the successful capture of the documents and the equipment. 2. Destroys the documents and the equipment. 3. Removes identifying markings from the equipment. 4. Removes unit-identifying insignia. 5. Provides misleading information. 6. Plans an escape. 7. Delays movement to the nearest collection point. 8. Prevents safeguarding of the enemy prisoners of war (EPWs) in order to cause embarrassment to the United States (US).

TASK: Attack (5-OPFOR-0001)

CONDITION: The opposing forces (OPFOR) element has located the enemy. The priority intelligence requirements (PIR) and the other intelligence requirements have been obtained by OPFOR patrols. The OPFOR element has automatic and antiarmor weapons and light mortars.

STANDARD: The OPFOR element attempts to seize the terrain, the vehicles, or the equipment. 1. Develops an attack plan. 2. Surprises the enemy unit's main body. 3. Initiates the attack using a scheme of maneuver that exploits the enemy's flanks, gaps, and weaknesses. 4. Uses covered and concealed routes to approach the enemy forces' flanks, gaps, or weakly held areas. 5. Employs indirect fire to support the attack. 6. Penetrates enemy defenses. 7. Destroys the equipment and the supplies. 8. Inflicts heavy casualties. 9. Isolates the combat service support (CSS) base by blocking the reinforcements. 10. Forces the enemy units to displace. 11. Avoids being fixed in one position. 12. Withdraws before the CSS base is reinforced with tactical combat forces.

TASK: Defend a Minefield (5-OPFOR-0023)

CONDITION: The enemy is conducting a minefield sweeping operation. The opposing forces (OPFOR) element has a minefield placed in the enemy's path. The minefield is under constant observation and fire.

STANDARD: The OPFOR element defends a minefield against an enemy element conducting a minefield sweeping operation. 1. Prevents the unit from detecting the obstacle. 2. Disrupts the minefield sweeping operation. 3. Prevents the unit from conducting the minefield sweeping operation, prevents the unit from moving all personnel through the breach, or delays the completion of the minefield sweeping operation for more than 45 minutes.

ELEMENTS: Two General Construction Platoons
Six General Construction Squads

TASK: Construct/Repair Electrical Utilities (05-3-0790)
(FM 5-424)

ITERATION: 1 2 3 4 5 M (Circle)

COMMANDER/LEADER ASSESSMENT: T P U (Circle)

CONDITIONS: The platoon receives the mission to construct/repair electrical utilities in a designated structure. Required materials are available. Plans, drawings, specifications, the bill of materials (BOM), and the critical path method (CPM), are provided. Some iterations of this task should be performed in MOPP4.

TASK STANDARDS: Electrical systems must be constructed and devices installed according to the specifications and within the time stated in the directive. Systems must adhere to local and National Electric Code (NEC) specifications. The time required to perform this task is increased when conducting it in mission-oriented protection posture (MOPP) 4.

TASK STEPS AND PERFORMANCE MEASURES	GO	NO-GO
<ul style="list-style-type: none"> * 1. The platoon leader conducts troop-leading procedures. <ul style="list-style-type: none"> a. Verified the accuracy of construction plans and specifications by ensuring that-- <ul style="list-style-type: none"> (1) Specifications provided for circuits capable of supplying required power to connected loads. (2) Circuit breaker ampere ratings met circuit protection requirements. (3) Wire was sized to meet requirements for maximum allowable current carrying capacity and voltage drop. b. Ensured that the BOM included all required materials to complete construction. c. Conducted platoon movement after the operation order (OPORD) was issued to subordinates and all preparations were completed. * 2. The platoon leader or the platoon sergeant (PSG) establishes jobsite security. * 3. When needed, the platoon leader submits requests for changes to improve or correct construction plans and specifications according to the unit's standing operating procedure (SOP). 4. The platoon roughs in the structure to accommodate electrical service. <ul style="list-style-type: none"> a. Mounted outlet boxes to building members at specified locations. b. Cut or drilled holes in the building to accommodate cable and/or conduit runs. Eliminated unnecessary turns in the cable/conduit by using the most direct route for each run. 5. The platoon installs cable and/or conduit where required by specifications. <ul style="list-style-type: none"> a. Installed conduit. <ul style="list-style-type: none"> (1) Bent conduit to suit the contour of the building without collapsing or reducing the internal diameter and without making more than 4 quarter bends in a run between boxes. (2) Attached conduit to building members using conduit straps spaced according to the code requirements. (3) Pulled wire between boxes. b. Installed armored cable (BX). 		

TASK STEPS AND PERFORMANCE MEASURES	GO	NO-GO
<p>(1) Supported the cable by installing staples (made specifically for BX) or straps, if the cable was to be run on the sides of joists or studs and placed staples every 4 1/2 feet along the length of the run within 12 inches of the box.</p> <p>NOTE: Staples are formed to fit the contour and size of the cable.</p> <p>(2) Bent the cable where required to ensure that the radius of the inner edge of the bend was not less than 5 times the cable's diameter.</p> <p>(3) Connected the cable to boxes, ensuring that antishort bushings were installed between the armor and the wire.</p> <p>c. Installed nonmetallic, sheathed cable.</p> <p>(1) Ensured that the cable was continuous from outlet to outlet; splices were only permitted inside boxes.</p> <p>(2) For cable installed on running boards or on the sides of joists and studs, supported the cable with mounting straps (contoured to fit the cable), placing the staples every 4 1/2 feet for either vertical or horizontal runs within 12 inches of boxes.</p> <p>(3) For cable run across top of floor or floor joists, installed guard strips on each side of the cable for damage protection.</p> <p>(4) Used a connector to attach the cable to the box and allowed wire to extend out of box at least 8 inches.</p> <p>6. The platoon completes installation.</p> <p>a. Connected joints in outlet boxes by splicing and soldering or by using solderless connectors according to the appropriate Field Manual (FM) 5-424.</p> <p>(1) Ensured that the joint was electrically and mechanically secure and that it provided a good, continuous connection.</p> <p>(2) Never pulled a splice through conduit.</p> <p>b. Grounded the system at the service entrance by connecting a No. 6 copper or No. 4 aluminum wire to the neutral wire, service box, bonding wire, and grounding electrode. The following may be used as a grounding electrode:</p> <p>(1) Water pipe: if available, always use an underground water pipe system.</p> <p>(a) Used supplemental electrodes if piping was less than 10 feet deep.</p> <p>(b) Bonded the interior cold water piping system to the grounding electrodes.</p> <p>(2) Plate electrodes: iron or steel at least 1/4 inch thick or nonferrous metal at least 0.06 inch thick.</p> <p>(a) Ensured that each plate had at least 2 square feet of surface exposed to the soil.</p> <p>(b) Buried the plates below the permanent moisture level, if possible.</p> <p>(3) Pipe electrodes: clean, metallic pipe or conduit at least 3/4 inch trade size.</p> <p>(a) Drove the pipe into ground at least 8 feet.</p> <p>(b) Buried the pipe (a minimum of 8 feet long) in a trench at least 2 1/2 feet deep, if the pipe could not be driven into the ground.</p> <p>(4) Rod electrodes: diameter at least 3/8 inch for steel or iron and 1/2 inch in diameter for nonferrous metals.</p> <p>(a) Used the standard ground rod for the military, which is a 5/8-inch, steel rod with three 3-foot sections.</p> <p>(b) Installed rod electrodes in the same manner as pipe electrodes.</p> <p>c. Connected bonding circuit.</p> <p>(1) Ensured that each bonding conductor was attached to the metal box or fixture where it terminated.</p>		

TASK STEPS AND PERFORMANCE MEASURES	GO	NO-GO
<p>(2) Ensured that all metal-to-metal connections provided a continuous and separate circuit between all elements of a metallic conduit, BX, or flexible conduit circuit.</p> <p>(3) Performed continuity test of all circuits.</p> <p>d. Attached wires to switch terminals, ceiling and wall outlets, fixtures, and devices and checked the operation of the devices before attaching conductors.</p> <p>e. Attached devices and cover plates to boxes using special mounting brackets (fixture studs or hickies).</p> <p>f. Connected service entrance cable and fusing or circuit breaker panels.</p> <p>7. The platoon tests and repairs the system.</p> <p>a. Connected conductors and performed an operational test for each circuit with the power off.</p> <p>b. Performed a ground fault interrupter test with the power on.</p> <p>c. Tested all outlets to ensure that the circuit was operating.</p> <p>d. Tested the operation of all switches.</p> <p>e. Tested the loading of all circuits to ensure that the circuiting met plans and specifications.</p> <p>f. Repaired electrical systems, as required.</p> <p>(1) Replaced all damaged protective devices.</p> <p>(2) Repaired or replaced all frayed or damaged wire.</p> <p>(3) Repaired all loose, poorly contacted, or partially broken connections at terminals and splices.</p> <p>(4) Tightened all loose connections.</p> <p>(5) Repaired or replaced all devices that failed testing under normal operation and rated load or that were broken or loosely supported in their mountings.</p> <p>* 8. The platoon leader submits status reports to the company according to the unit's SOP.</p>		

TASK PERFORMANCE / EVALUATION SUMMARY BLOCK							
ITERATION	1	2	3	4	5	M	TOTAL
TOTAL TASK STEPS EVALUATED							
TOTAL TASK STEPS "GO"							
TRAINING STATUS "GO"/"NO-GO"							

"*" indicates a leader task step.

SUPPORTING INDIVIDUAL TASKS

Task Number	Task Title	References
052-239-3001	Prepare a Bill of Materials	STP 5-51H34-SM-TG
052-239-3030	Read Construction Prints	STP 5-51H34-SM-TG
052-239-3042	Supervise Installation of Interior Electrical System	STP 5-51H34-SM-TG

SUPPORTING COLLECTIVE TASKS

Task Number	Task Title	References
05-3-0904.05-R01A	Establish Jobsite Security	ARTEP 5-025-66-MTP

SUPPORTING COLLECTIVE TASKS

Task Number	Task Title	References
		ARTEP 5-026-34-MTP
		ARTEP 5-027-10-MTP
		ARTEP 5-027-35-MTP
		ARTEP 5-053-11-MTP
		ARTEP 5-053-12-MTP
		ARTEP 5-053-35-MTP
		ARTEP 5-063-10-MTP
		ARTEP 5-063-11-MTP
		ARTEP 5-063-35-MTP
		ARTEP 5-113-11-MTP
		ARTEP 5-113-12-MTP
		ARTEP 5-113-35-MTP
		ARTEP 5-145-12-MTP
		ARTEP 5-145-32-MTP
		ARTEP 5-155-66-MTP
		ARTEP 5-156-34-MTP
		ARTEP 5-157-10-MTP
		ARTEP 5-157-35-MTP
		ARTEP 5-215-66-MTP
		ARTEP 5-216-34-MTP
		ARTEP 5-217-10-MTP
		ARTEP 5-217-35-MTP
		ARTEP 5-335-60-MTP
		ARTEP 5-335-65-MTP
		ARTEP 5-335-66-MTP
		ARTEP 5-335-70-MTP
		ARTEP 5-336-34-MTP
		ARTEP 5-337-10-MTP
		ARTEP 5-337-35-MTP
		ARTEP 5-402-33-MTP
		ARTEP 5-402-68-MTP
		ARTEP 5-412-68-MTP
		ARTEP 5-412-69-MTP
		ARTEP 5-413-35-MTP
		ARTEP 5-415-66-MTP
		ARTEP 5-416-14-MTP
		ARTEP 5-416-34-MTP
		ARTEP 5-417-13-MTP
		ARTEP 5-417-17-MTP
		ARTEP 5-417-35-MTP
		ARTEP 5-423-11-MTP
		ARTEP 5-423-35-MTP
		ARTEP 5-424-35-MTP
		ARTEP 5-425-66-MTP
		ARTEP 5-426-34-MTP
		ARTEP 5-427-10-MTP
		ARTEP 5-427-35-MTP
		ARTEP 5-434-35-MTP
		ARTEP 5-435-66-MTP
		ARTEP 5-435-67-MTP
		ARTEP 5-436-35-MTP
		ARTEP 5-436-37-MTP
		ARTEP 5-437-10-MTP

SUPPORTING COLLECTIVE TASKS

Task Number	Task Title	References
		ARTEP 5-437-11-MTP
		ARTEP 5-437-36-MTP
		ARTEP 5-437-38-MTP
		ARTEP 5-443-35-MTP
		ARTEP 5-445-64-MTP
		ARTEP 5-445-66-MTP
		ARTEP 5-446-34-MTP
		ARTEP 5-446-36-MTP
		ARTEP 5-447-10-MTP
		ARTEP 5-447-11-MTP
		ARTEP 5-447-35-MTP
		ARTEP 5-447-37-MTP
		ARTEP 5-463-10-MTP
		ARTEP 5-463-12-MTP
		ARTEP 5-463-15-MTP
		ARTEP 5-463-17-MTP
		ARTEP 5-463-35-MTP
		ARTEP 5-463-36-MTP
		ARTEP 5-473-35-MTP
		ARTEP 5-603-35-MTP
		ARTEP 5-607-35-MTP
		ARTEP 5-608-35-MTP
05-3-1018.05-R01A	Conduct Troop-Leading Procedures	ARTEP 5-025-66-MTP
		ARTEP 5-026-34-MTP
		ARTEP 5-027-10-MTP
		ARTEP 5-027-35-MTP
		ARTEP 5-053-11-MTP
		ARTEP 5-053-12-MTP
		ARTEP 5-053-35-MTP
		ARTEP 5-113-11-MTP
		ARTEP 5-113-12-MTP
		ARTEP 5-113-35-MTP
		ARTEP 5-155-66-MTP
		ARTEP 5-156-34-MTP
		ARTEP 5-157-10-MTP
		ARTEP 5-157-35-MTP
		ARTEP 5-215-66-MTP
		ARTEP 5-216-34-MTP
		ARTEP 5-217-10-MTP
		ARTEP 5-217-35-MTP
		ARTEP 5-425-66-MTP
		ARTEP 5-426-34-MTP
		ARTEP 5-427-10-MTP
		ARTEP 5-427-35-MTP
		ARTEP 5-445-64-MTP
		ARTEP 5-445-66-MTP
		ARTEP 5-446-34-MTP
		ARTEP 5-446-36-MTP
		ARTEP 5-447-10-MTP
		ARTEP 5-447-11-MTP
		ARTEP 5-447-35-MTP
		ARTEP 5-447-37-MTP
		ARTEP 5-463-10-MTP

SUPPORTING COLLECTIVE TASKS

Task Number	Task Title	References
		ARTEP 5-463-12-MTP ARTEP 5-463-15-MTP ARTEP 5-463-17-MTP ARTEP 5-463-35-MTP ARTEP 5-463-36-MTP ARTEP 5-473-35-MTP

OPFOR TASKS AND STANDARDS

TASK: Disrupt a Route Reconnaissance (5-OPFOR-0021)

CONDITION: The enemy is conducting a route reconnaissance. The opposing forces (OPFOR) element is positioned along the enemy's route.

STANDARD: The OPFOR element attempts to disrupt a squad/section conducting a route reconnaissance. 1. Prevents the unit from meeting its specified time schedule. 2. Forces the unit to deviate from its specified route. 3. Prevents the unit from reaching its assigned destination. 4. Surprises the squad/section. 5. Inflicts casualties on the unit.

TASK: Conduct an Ambush (5-OPFOR-0007)

CONDITION: The enemy is moving in a convoy. The opposing forces (OPFOR) element is positioned along the enemy's route.

STANDARD: The OPFOR element inflicts casualties on the enemy and causes vehicle and equipment damage. 1. Prepares an ambush site before the element arrives. 2. Surprises march element forces. 3. Inflicts heavy casualties within the designated kill zone. 4. Inflicts heavy damage to the vehicles and the equipment within the designated kill zone. 5. Delays the march element from reaching a specified destination for a specified period of time. 6. Withdraws on order. 7. Sustains no casualties. 8. Reports actions to superiors.

TASK: Maintain Contact (5-OPFOR-0003)

CONDITION: The opposing forces (OPFOR) element is engaged with enemy base-defense forces. The enemy forces are withdrawing under pressure.

STANDARD: The OPFOR element maintains enemy contact while the enemy withdraws. 1. Engages the enemy forces decisively. 2. Advances the OPFOR as the enemy forces withdraw. 3. Inflicts heavy casualties. 4. Captures the members of the enemy force. 5. Captures documents and equipment. 6. Safeguards the captured documents, the equipment, and the personnel.

TASK: Conduct a Raid (5-OPFOR-0004)

CONDITION: The opposing forces (OPFOR) element has occupied an objective rally point and has orders to conduct a raid on a combat service support (CSS) base.

STANDARD: The OPFOR element infiltrates the enemy's base and destroys all of the targets. 1. Surprises the enemy forces. 2. Assaults the support base and accomplishes the assigned tasks. 3. Destroys the specified equipment and supplies. 4. Avoids being decisively engaged. 5. Withdraws all personnel from the objective areas within the time prescribed. 6. Obtains all priority intelligence requirements (PIR) from the raid site. 7. Sustains only light casualties from enemy fire.

TASK: Conduct an Attack (5-OPFOR-0008)

CONDITION: The enemy is conducting tactical operations. The opposing forces (OPFOR) element receives orders to attack the enemy, the area of occupation, or the main supply route (MSR) with smoke.

STANDARD: The OPFOR element disrupts the enemy's movement and smoke operations. 1. Determines the delivery method of the smoke attack. 2. Locates the target. 3. Delivers the smoke attack downwind. 4. Attacks the enemy with smoke, and surge attacks when the enemy responds to the smoke.

TASK: Disrupt a Net Control Station (NCS) (5-OPFOR-0019)

CONDITION: The enemy has established a NCS. The opposing forces (OPFOR) element has radio and jamming equipment.

STANDARD: The OPFOR element attempts to disrupt an NCS. 1. Attempts to locate the radio frequency that the unit is operating on. 2. Attempts to enter the radio net. 3. Attempts to issue "bogus" orders to a unit on the net. 4. Jams the radio frequency and forces the unit to go to an alternate frequency.

TASK: Disrupt Construction of Vehicle Fighting Positions (5-OPFOR-0020)

CONDITION: The opposing forces (OPFOR) element has located the enemy. The priority intelligence requirements (PIR) and other intelligence obtained by OPFOR patrols indicate the enemy is constructing vehicle fighting positions within its defensive area. The OPFOR element has automatic and antiarmor weapons and light mortars.

STANDARD: The OPFOR element attempts to disrupt the enemy's efforts to establish vehicle fighting positions. 1. Locates the defensive area. 2. Surprises the main body. 3. Penetrates the defensive area with squad-size probes. 4. Inflicts casualties on the unit. 5. Destroys vehicles. 6. Disrupts the unit's preparations (prevents or delays beyond the unit's allotted time).

TASK: Defeat Obstacles (5-OPFOR-0009)

CONDITION: The opposing forces (OPFOR) element encounters an obstacle that blocks the avenue of approach as it advances upon the enemy forces.

STANDARD: The OPFOR element bypasses or breaches the enemy obstacle. 1. Detects the obstacle before halting its main body. 2. Defeats the obstacle. a. Bypasses the obstacle without entering the engagement areas. b. Breaches the obstacle within 45 minutes and passes its entire force through the obstacle. 3. Does not incur degradation to the point that the mission must be discontinued.

TASK: Disrupt an Engineer Reconnaissance (5-OPFOR-0022)

CONDITION: The enemy is conducting an engineer reconnaissance. The opposing forces (OPFOR) element is positioned along the enemy's route.

STANDARD: The OPFOR element disrupts an engineer reconnaissance. 1. Prevents the unit from meeting its specified time schedule. 2. Forces the unit to deviate from its specified route. 3. Prevents the unit from accomplishing its assigned engineer reconnaissance. 4. Surprises the unit conducting the reconnaissance.

TASK: Conduct an Aerial Reconnaissance (5-OPFOR-0010)

CONDITION: The opposing forces (OPFOR) headquarters (HQ) element requires intelligence on the locations and identification of the enemy elements. Aircraft is dispatched to take photographs and make a visual inspection of the enemy rear area.

STANDARD: The OPFOR element gathers photograph intelligence of the enemy. 1. Photographs the assigned sectors. 2. Makes quick visual checks where the ceiling is low. 3. Locates enemy positions in the area, particularly support and storage bases, and command and control (C2) facilities. 4. Sustains no loss of aircraft. 5. Reports priority intelligence requirements (PIR) and other information requirements to the OPFOR HQ.

TASK: Conduct Terrorist and Saboteur Attacks (5-OPFOR-0005)

CONDITION: The opposing forces (OPFOR) element dispatches small teams into the enemy's rear area to disrupt combat service support (CSS) operations.

STANDARD: The enemy sustains disrupted command and control (C2), destroyed equipment and supplies, and light casualties. 1. Locates rear support bases and C2 facilities. 2. Delays and disrupts CSS operations through probes. 3. Infiltrates CSS bases to conduct sabotage and terrorist activities. 4. Inflicts light casualties. 5. Destroys supplies and equipment.

TASK: Disrupt Defensive Preparations (5-OPFOR-0018)

CONDITION: The opposing forces (OPFOR) element has located the enemy. Priority intelligence requirements (PIR) and other intelligence requirements obtained by OPFOR patrols indicate that the enemy elements are establishing defensive positions. The OPFOR element has automatic and antiarmor weapons and light mortars.

STANDARD: The OPFOR element disrupts and delays the enemy's defensive preparations. 1. Locates and penetrates the enemy's security system. 2. Forces the enemy to delay defensive preparations. 3. Disrupts the enemy's obstacle preparations.

TASK: Disrupt Quarters Party Operations (5-OPFOR-0017)

CONDITION: The enemy is conducting quarters party operations. It has established an assembly area (AA) but has not moved in the main body.

STANDARD: The opposing forces (OPFOR) element attempts to disrupt quarters party operations and infiltrate the enemy's AA. 1. Locates the quarters party and the AA. 2. Surprises the main body. 3. Penetrates the AA with squad-size probes. 4. Inflicts personnel casualties and vehicle damage. 5. Disrupts the unit's preparations (prevents or delays beyond the unit's allotted time).

TASK: Disrupt Enemy Movement and Operations Using Tactical Nuclear Weapons (5-OPFOR-0016)

CONDITION: The opposing forces (OPFOR) element has located the enemy. Priority intelligence requirements (PIR) and other intelligence requirements have been obtained by OPFOR patrols. Tactical nuclear weapons are employed against key locations in the rear area.

STANDARD: The OPFOR element disrupts enemy movement and operations. 1. Disrupts or delays the movement of the enemy's equipment and supplies to the forward areas. 2. Destroys enemy equipment and supplies. 3. Inflicts a high rate of nuclear casualties among the enemy forces. 4. Denies the enemy the use of specified areas. 5. Contaminates the enemy's equipment and supplies.

TASK: Disrupt Enemy Movement and Operations Using Persistent and Nonpersistent Chemical Weapons (5-OPFOR-0015)

CONDITION: The opposing forces (OPFOR) element has located the enemy. Priority intelligence requirements (PIR) and other intelligence requirements have been obtained by OPFOR patrols. The OPFOR units deliver chemical agents, by means of conventional artillery weapons or aircraft, along selected supply routes and key bases in the rear area.

STANDARD: The OPFOR element disrupts enemy movement and operations using persistent and nonpersistent chemical weapons. 1. Delivers chemical agents in low and densely wooded areas. 2. Delays the movement of enemy supplies and equipment to the forward areas. 3. Restricts the movement of the enemy units in the rear area. 4. Channels the movement of enemy units into predesignated ambush areas. 5. Contaminates enemy supplies and equipment. 6. Inflicts a high rate of casualties on enemy forces.

TASK: Counter Passage of Lines (5-OPFOR-0012)

CONDITION: Enemy forces are in defensive positions, but they are expected to attempt passage-of-lines operations. The opposing forces (OPFOR) received orders to disrupt enemy passage-of-lines operations.

STANDARD: The OPFOR element delays or prevents enemy passage of lines. 1. Delays the passage. 2. Prevents the company from moving all personnel through the stationary unit. 3. Engages the main body of either the moving or the stationary unit.

TASK: Disrupt Movement (5-OPFOR-0014)

CONDITION: The enemy is expected to move through the opposing forces (OPFOR) element's area of operations. The OPFOR element has received an operation order (OPORD) or fragmentary order (FRAGO) to disrupt enemy movement. The enemy has the capability to defend with direct fire and antiarmor weapons.

STANDARD: The OPFOR element delays enemy movement. 1. Delays the element. 2. Forces the element to deviate from its route. 3. Prevents the element from reaching its destination. 4. Surprises the element's main body.

TASK: Disrupt Assembly Area (AA) Activities (5-OPFOR-0013)

CONDITION: Intelligence reports indicate that platoon- and company-size enemy units are operating in the opposing forces (OPFOR) area of operations. Enemy units can defend from AAs with direct fire, antiarmor weapons, and indirect fire. The enemy has close air support (CAS) and nuclear, biological, and chemical (NBC) capabilities.

STANDARD: The OPFOR element locates and disrupts the enemy's AA activities. 1. Locates the element's AA. 2. Probes the AA with squad- or team-size elements. 3. Inflicts more than 5 percent casualties on the element. 4. Disrupts the element's preparations (prevents or delays beyond the element's allotted time).

TASK: Conduct Air Attacks (5-OPFOR-0002)

CONDITION: The opposing forces (OPFOR) element in the rear area has forwarded the positions of the enemy support sites or the locations of moving elements. The OPFOR aircraft have been dispatched to attack enemy installations or convoys.

STANDARD: The OPFOR element attempts to delay, disrupt, or damage the enemy targets by air. 1. Locates the target (support sites or convoys). 2. Makes attack runs on the designated targets. 3. Inflicts heavy damage to the selected target. 4. Sustains no loss of aircraft. 5. Delays moving the force for more than one hour.

TASK: Conduct Sniper Operations (5-OPFOR-0006)

CONDITION: The opposing forces (OPFOR) element has assigned snipers (regular or irregular elements) in the enemy's rear area along the main supply route (MSR) and near support sites.

STANDARD: The OPFOR element kills or wounds targets. 1. Sets up a well-concealed location. 2. Engages vehicle drivers or personnel on foot with short bursts of semiautomatic fire. 3. Kills or wounds selected targets. 4. Prevents the position from being discovered by enemy forces. 5. Evacuates the area without being spotted. 6. Reports all specified priority intelligence requirements (PIR) and other intelligence requirements to the OPFOR headquarters (HQ).

TASK: Surrender to the Capturing Unit on the Battlefield (5-OPFOR-0024)

CONDITION: The enemy has captured opposing forces (OPFOR) element's soldiers, documents, and equipment sensitive to the OPFOR tactical operations.

STANDARD: The OPFOR soldiers retain or destroy documents and equipment. The OPFOR element surrenders the documents and the equipment of no tactical use to the enemy and attempts to conceal or destroy items of tactical value. The OPFOR element attempts escape and evasion. 1. Prevents the successful capture of the documents and the equipment. 2. Destroys the documents and the equipment. 3. Removes identifying markings from the equipment. 4. Removes unit-identifying insignia. 5. Provides misleading information. 6. Plans an escape. 7. Delays movement to the nearest collection point. 8. Prevents safeguarding of the enemy prisoners of war (EPWs) in order to cause embarrassment to the United States (US).

TASK: Attack (5-OPFOR-0001)

CONDITION: The opposing forces (OPFOR) element has located the enemy. The priority intelligence requirements (PIR) and the other intelligence requirements have been obtained by OPFOR patrols. The OPFOR element has automatic and antiarmor weapons and light mortars.

STANDARD: The OPFOR element attempts to seize the terrain, the vehicles, or the equipment. 1. Develops an attack plan. 2. Surprises the enemy unit's main body. 3. Initiates the attack using a scheme of maneuver that exploits the enemy's flanks, gaps, and weaknesses. 4. Uses covered and concealed routes to approach the enemy forces' flanks, gaps, or weakly held areas. 5. Employs indirect fire to support the attack. 6. Penetrates enemy defenses. 7. Destroys the equipment and the supplies. 8. Inflicts heavy casualties. 9. Isolates the combat service support (CSS) base by blocking the reinforcements. 10. Forces the enemy units to displace. 11. Avoids being fixed in one position. 12. Withdraws before the CSS base is reinforced with tactical combat forces.

TASK: Defend a Minefield (5-OPFOR-0023)

CONDITION: The enemy is conducting a minefield sweeping operation. The opposing forces (OPFOR) element has a minefield placed in the enemy's path. The minefield is under constant observation and fire.

STANDARD: The OPFOR element defends a minefield against an enemy element conducting a minefield sweeping operation. 1. Prevents the unit from detecting the obstacle. 2. Disrupts the minefield sweeping operation. 3. Prevents the unit from conducting the minefield sweeping operation, prevents the unit from moving all personnel through the breach, or delays the completion of the minefield sweeping operation for more than 45 minutes.

ELEMENTS: Two General Construction Platoons
Six General Construction Squads

TASK: Construct/Repair a Water Distribution System (05-3-0791)
(FM 3-34.471 (FM 5-420))

ITERATION: 1 2 3 4 5 M (Circle)

COMMANDER/LEADER ASSESSMENT: T P U (Circle)

CONDITIONS: The platoon has been directed to construct, maintain, or repair a water distribution system at a designated location. Plans, drawings, and specifications are provided. Table(s) of organization and equipment (TOE) tools and required material is available. Some iterations of this task should be performed in MOPP4.

TASK STANDARDS: The system is constructed according to plans and specifications. The system must be operational and leakproof. The time required to perform this task is increased when conducting it in mission-oriented protection posture (MOPP) 4.

TASK STEPS AND PERFORMANCE MEASURES	GO	NO-GO
<ul style="list-style-type: none"> * 1. The platoon leader conducts troop-leading procedures. * 2. The platoon leader/sergeant plans the construction. <ul style="list-style-type: none"> a. Conducted a site reconnaissance. b. Determined all material and transportation requirements based on the construction directive. c. Submitted requests for any additional equipment, material, or transportation. d. Issued warning orders (WOs), operation orders (OPORDs), and appropriate safety requirements. e. Ensured that quality control procedures were implemented. * 3. The platoon leader/sergeant establishes jobsite security. 4. The platoon excavates trenches according to plans. <ul style="list-style-type: none"> a. Ensured that the pipe was buried to a minimum depth of 2 feet or 3 feet under light wheel loads and 4 feet under heavy wheel loads. b. Ensured that the pipe was buried below the frost line. * 5. The platoon leader ensures that the water distribution system functions properly. 6. The platoon checks the system for required service pressures at all connections. NOTE: Applied pressure at each facility requiring service should be a minimum of 20 pounds per square inch (psi). <ul style="list-style-type: none"> a. Ensured that gate valves were installed in valve boxes on the line side of the facility. b. Ensured that all pipe was approved (no acrylonitrile butadiene styrene [ABS], black steel, or drain waste vent [DWV]). c. Checked installed valves in valve boxes, as required. d. Conducted a pressure test of the system before backfill operations began. e. Ensured that isolation valves, with valve boxes, were used if applicable. 7. The platoon installs water storage tanks to specifications and ensures that the size is adequate to the anticipated demand. 		

TASK STEPS AND PERFORMANCE MEASURES	GO	NO-GO
8. The platoon checks the water distribution system for leaks. If any are found, repairs the system.		
* 9. The platoon leader ensures that water pumps are operational.		
*10. The platoon leader/sergeant submits status reports to higher headquarters (HQ) according to the unit's standing operating procedure (SOP).		

TASK PERFORMANCE / EVALUATION SUMMARY BLOCK							
ITERATION	1	2	3	4	5	M	TOTAL
TOTAL TASK STEPS EVALUATED							
TOTAL TASK STEPS "GO"							
TRAINING STATUS "GO"/"NO-GO"							

"*" indicates a leader task step.

SUPPORTING INDIVIDUAL TASKS

Task Number	Task Title	References
052-239-3001	Prepare a Bill of Materials	STP 5-51H34-SM-TG
052-239-3030	Read Construction Prints	STP 5-51H34-SM-TG

SUPPORTING COLLECTIVE TASKS

Task Number	Task Title	References
05-3-0904.05-R01A	Establish Jobsite Security	ARTEP 5-025-66-MTP ARTEP 5-026-34-MTP ARTEP 5-027-10-MTP ARTEP 5-027-35-MTP ARTEP 5-053-11-MTP ARTEP 5-053-12-MTP ARTEP 5-053-35-MTP ARTEP 5-063-10-MTP ARTEP 5-063-11-MTP ARTEP 5-063-35-MTP ARTEP 5-113-11-MTP ARTEP 5-113-12-MTP ARTEP 5-113-35-MTP ARTEP 5-145-12-MTP ARTEP 5-145-32-MTP ARTEP 5-155-66-MTP ARTEP 5-156-34-MTP ARTEP 5-157-10-MTP ARTEP 5-157-35-MTP ARTEP 5-215-66-MTP ARTEP 5-216-34-MTP ARTEP 5-217-10-MTP ARTEP 5-217-35-MTP ARTEP 5-335-60-MTP ARTEP 5-335-65-MTP ARTEP 5-335-66-MTP ARTEP 5-335-70-MTP

SUPPORTING COLLECTIVE TASKS

Task Number	Task Title	References
		ARTEP 5-336-34-MTP
		ARTEP 5-337-10-MTP
		ARTEP 5-337-35-MTP
		ARTEP 5-402-33-MTP
		ARTEP 5-402-68-MTP
		ARTEP 5-412-68-MTP
		ARTEP 5-412-69-MTP
		ARTEP 5-413-35-MTP
		ARTEP 5-415-66-MTP
		ARTEP 5-416-14-MTP
		ARTEP 5-416-34-MTP
		ARTEP 5-417-13-MTP
		ARTEP 5-417-17-MTP
		ARTEP 5-417-35-MTP
		ARTEP 5-423-11-MTP
		ARTEP 5-423-35-MTP
		ARTEP 5-424-35-MTP
		ARTEP 5-425-66-MTP
		ARTEP 5-426-34-MTP
		ARTEP 5-427-10-MTP
		ARTEP 5-427-35-MTP
		ARTEP 5-434-35-MTP
		ARTEP 5-435-66-MTP
		ARTEP 5-435-67-MTP
		ARTEP 5-436-35-MTP
		ARTEP 5-436-37-MTP
		ARTEP 5-437-10-MTP
		ARTEP 5-437-11-MTP
		ARTEP 5-437-36-MTP
		ARTEP 5-437-38-MTP
		ARTEP 5-443-35-MTP
		ARTEP 5-445-64-MTP
		ARTEP 5-445-66-MTP
		ARTEP 5-446-34-MTP
		ARTEP 5-446-36-MTP
		ARTEP 5-447-10-MTP
		ARTEP 5-447-11-MTP
		ARTEP 5-447-35-MTP
		ARTEP 5-447-37-MTP
		ARTEP 5-463-10-MTP
		ARTEP 5-463-12-MTP
		ARTEP 5-463-15-MTP
		ARTEP 5-463-17-MTP
		ARTEP 5-463-35-MTP
		ARTEP 5-463-36-MTP
		ARTEP 5-473-35-MTP
		ARTEP 5-603-35-MTP
		ARTEP 5-607-35-MTP
		ARTEP 5-608-35-MTP
05-3-1018.05-R01A	Conduct Troop-Leading Procedures	ARTEP 5-025-66-MTP
		ARTEP 5-026-34-MTP
		ARTEP 5-027-10-MTP
		ARTEP 5-027-35-MTP

SUPPORTING COLLECTIVE TASKS

Task Number	Task Title	References
		ARTEP 5-053-11-MTP
		ARTEP 5-053-12-MTP
		ARTEP 5-053-35-MTP
		ARTEP 5-113-11-MTP
		ARTEP 5-113-12-MTP
		ARTEP 5-113-35-MTP
		ARTEP 5-155-66-MTP
		ARTEP 5-156-34-MTP
		ARTEP 5-157-10-MTP
		ARTEP 5-157-35-MTP
		ARTEP 5-215-66-MTP
		ARTEP 5-216-34-MTP
		ARTEP 5-217-10-MTP
		ARTEP 5-217-35-MTP
		ARTEP 5-425-66-MTP
		ARTEP 5-426-34-MTP
		ARTEP 5-427-10-MTP
		ARTEP 5-427-35-MTP
		ARTEP 5-445-64-MTP
		ARTEP 5-445-66-MTP
		ARTEP 5-446-34-MTP
		ARTEP 5-446-36-MTP
		ARTEP 5-447-10-MTP
		ARTEP 5-447-11-MTP
		ARTEP 5-447-35-MTP
		ARTEP 5-447-37-MTP
		ARTEP 5-463-10-MTP
		ARTEP 5-463-12-MTP
		ARTEP 5-463-15-MTP
		ARTEP 5-463-17-MTP
		ARTEP 5-463-35-MTP
		ARTEP 5-463-36-MTP
		ARTEP 5-473-35-MTP

OPFOR TASKS AND STANDARDS

TASK: Disrupt a Route Reconnaissance (5-OPFOR-0021)

CONDITION: The enemy is conducting a route reconnaissance. The opposing forces (OPFOR) element is positioned along the enemy's route.

STANDARD: The OPFOR element attempts to disrupt a squad/section conducting a route reconnaissance. 1. Prevents the unit from meeting its specified time schedule. 2. Forces the unit to deviate from its specified route. 3. Prevents the unit from reaching its assigned destination. 4. Surprises the squad/section. 5. Inflicts casualties on the unit.

TASK: Conduct an Ambush (5-OPFOR-0007)

CONDITION: The enemy is moving in a convoy. The opposing forces (OPFOR) element is positioned along the enemy's route.

STANDARD: The OPFOR element inflicts casualties on the enemy and causes vehicle and equipment damage. 1. Prepares an ambush site before the element arrives. 2. Surprises march element forces. 3. Inflicts heavy casualties within the designated kill zone. 4. Inflicts heavy damage to the vehicles and the equipment within the designated kill zone. 5. Delays the march element from reaching a specified destination for a specified period of time. 6. Withdraws on order. 7. Sustains no casualties. 8. Reports actions to superiors.

TASK: Maintain Contact (5-OPFOR-0003)

CONDITION: The opposing forces (OPFOR) element is engaged with enemy base-defense forces. The enemy forces are withdrawing under pressure.

STANDARD: The OPFOR element maintains enemy contact while the enemy withdraws. 1. Engages the enemy forces decisively. 2. Advances the OPFOR as the enemy forces withdraw. 3. Inflicts heavy casualties. 4. Captures the members of the enemy force. 5. Captures documents and equipment. 6. Safeguards the captured documents, the equipment, and the personnel.

TASK: Conduct a Raid (5-OPFOR-0004)

CONDITION: The opposing forces (OPFOR) element has occupied an objective rally point and has orders to conduct a raid on a combat service support (CSS) base.

STANDARD: The OPFOR element infiltrates the enemy's base and destroys all of the targets. 1. Surprises the enemy forces. 2. Assaults the support base and accomplishes the assigned tasks. 3. Destroys the specified equipment and supplies. 4. Avoids being decisively engaged. 5. Withdraws all personnel from the objective areas within the time prescribed. 6. Obtains all priority intelligence requirements (PIR) from the raid site. 7. Sustains only light casualties from enemy fire.

TASK: Conduct an Attack (5-OPFOR-0008)

CONDITION: The enemy is conducting tactical operations. The opposing forces (OPFOR) element receives orders to attack the enemy, the area of occupation, or the main supply route (MSR) with smoke.

STANDARD: The OPFOR element disrupts the enemy's movement and smoke operations. 1. Determines the delivery method of the smoke attack. 2. Locates the target. 3. Delivers the smoke attack downwind. 4. Attacks the enemy with smoke, and surge attacks when the enemy responds to the smoke.

TASK: Disrupt a Net Control Station (NCS) (5-OPFOR-0019)

CONDITION: The enemy has established a NCS. The opposing forces (OPFOR) element has radio and jamming equipment.

STANDARD: The OPFOR element attempts to disrupt an NCS. 1. Attempts to locate the radio frequency that the unit is operating on. 2. Attempts to enter the radio net. 3. Attempts to issue "bogus" orders to a unit on the net. 4. Jams the radio frequency and forces the unit to go to an alternate frequency.

TASK: Disrupt Construction of Vehicle Fighting Positions (5-OPFOR-0020)

CONDITION: The opposing forces (OPFOR) element has located the enemy. The priority intelligence requirements (PIR) and other intelligence obtained by OPFOR patrols indicate the enemy is constructing vehicle fighting positions within its defensive area. The OPFOR element has automatic and antiarmor weapons and light mortars.

STANDARD: The OPFOR element attempts to disrupt the enemy's efforts to establish vehicle fighting positions. 1. Locates the defensive area. 2. Surprises the main body. 3. Penetrates the defensive area with squad-size probes. 4. Inflicts casualties on the unit. 5. Destroys vehicles. 6. Disrupts the unit's preparations (prevents or delays beyond the unit's allotted time).

TASK: Defeat Obstacles (5-OPFOR-0009)

CONDITION: The opposing forces (OPFOR) element encounters an obstacle that blocks the avenue of approach as it advances upon the enemy forces.

STANDARD: The OPFOR element bypasses or breaches the enemy obstacle. 1. Detects the obstacle before halting its main body. 2. Defeats the obstacle. a. Bypasses the obstacle without entering the engagement areas. b. Breaches the obstacle within 45 minutes and passes its entire force through the obstacle. 3. Does not incur degradation to the point that the mission must be discontinued.

TASK: Disrupt an Engineer Reconnaissance (5-OPFOR-0022)

CONDITION: The enemy is conducting an engineer reconnaissance. The opposing forces (OPFOR) element is positioned along the enemy's route.

STANDARD: The OPFOR element disrupts an engineer reconnaissance. 1. Prevents the unit from meeting its specified time schedule. 2. Forces the unit to deviate from its specified route. 3. Prevents the unit from accomplishing its assigned engineer reconnaissance. 4. Surprises the unit conducting the reconnaissance.

TASK: Conduct an Aerial Reconnaissance (5-OPFOR-0010)

CONDITION: The opposing forces (OPFOR) headquarters (HQ) element requires intelligence on the locations and identification of the enemy elements. Aircraft is dispatched to take photographs and make a visual inspection of the enemy rear area.

STANDARD: The OPFOR element gathers photograph intelligence of the enemy. 1. Photographs the assigned sectors. 2. Makes quick visual checks where the ceiling is low. 3. Locates enemy positions in the area, particularly support and storage bases, and command and control (C2) facilities. 4. Sustains no loss of aircraft. 5. Reports priority intelligence requirements (PIR) and other information requirements to the OPFOR HQ.

TASK: Conduct Terrorist and Saboteur Attacks (5-OPFOR-0005)

CONDITION: The opposing forces (OPFOR) element dispatches small teams into the enemy's rear area to disrupt combat service support (CSS) operations.

STANDARD: The enemy sustains disrupted command and control (C2), destroyed equipment and supplies, and light casualties. 1. Locates rear support bases and C2 facilities. 2. Delays and disrupts CSS operations through probes. 3. Infiltrates CSS bases to conduct sabotage and terrorist activities. 4. Inflicts light casualties. 5. Destroys supplies and equipment.

TASK: Disrupt Defensive Preparations (5-OPFOR-0018)

CONDITION: The opposing forces (OPFOR) element has located the enemy. Priority intelligence requirements (PIR) and other intelligence requirements obtained by OPFOR patrols indicate that the enemy elements are establishing defensive positions. The OPFOR element has automatic and antiarmor weapons and light mortars.

STANDARD: The OPFOR element disrupts and delays the enemy's defensive preparations. 1. Locates and penetrates the enemy's security system. 2. Forces the enemy to delay defensive preparations. 3. Disrupts the enemy's obstacle preparations.

TASK: Disrupt Quartering Party Operations (5-OPFOR-0017)

CONDITION: The enemy is conducting quartering party operations. It has established an assembly area (AA) but has not moved in the main body.

STANDARD: The opposing forces (OPFOR) element attempts to disrupt quartering party operations and infiltrate the enemy's AA. 1. Locates the quartering party and the AA. 2. Surprises the main body. 3. Penetrates the AA with squad-size probes. 4. Inflicts personnel casualties and vehicle damage. 5. Disrupts the unit's preparations (prevents or delays beyond the unit's allotted time).

TASK: Disrupt Enemy Movement and Operations Using Tactical Nuclear Weapons (5-OPFOR-0016)

CONDITION: The opposing forces (OPFOR) element has located the enemy. Priority intelligence requirements (PIR) and other intelligence requirements have been obtained by OPFOR patrols. Tactical nuclear weapons are employed against key locations in the rear area.

STANDARD: The OPFOR element disrupts enemy movement and operations. 1. Disrupts or delays the movement of the enemy's equipment and supplies to the forward areas. 2. Destroys enemy equipment and supplies. 3. Inflicts a high rate of nuclear casualties among the enemy forces. 4. Denies the enemy the use of specified areas. 5. Contaminates the enemy's equipment and supplies.

TASK: Disrupt Enemy Movement and Operations Using Persistent and Nonpersistent Chemical Weapons (5-OPFOR-0015)

CONDITION: The opposing forces (OPFOR) element has located the enemy. Priority intelligence requirements (PIR) and other intelligence requirements have been obtained by OPFOR patrols. The OPFOR units deliver chemical agents, by means of conventional artillery weapons or aircraft, along selected supply routes and key bases in the rear area.

STANDARD: The OPFOR element disrupts enemy movement and operations using persistent and nonpersistent chemical weapons. 1. Delivers chemical agents in low and densely wooded areas. 2. Delays the movement of enemy supplies and equipment to the forward areas. 3. Restricts the movement of the enemy units in the rear area. 4. Channels the movement of enemy units into predesignated ambush areas. 5. Contaminates enemy supplies and equipment. 6. Inflicts a high rate of casualties on enemy forces.

TASK: Counter Passage of Lines (5-OPFOR-0012)

CONDITION: Enemy forces are in defensive positions, but they are expected to attempt passage-of-lines operations. The opposing forces (OPFOR) received orders to disrupt enemy passage-of-lines operations.

STANDARD: The OPFOR element delays or prevents enemy passage of lines. 1. Delays the passage. 2. Prevents the company from moving all personnel through the stationary unit. 3. Engages the main body of either the moving or the stationary unit.

TASK: Disrupt Movement (5-OPFOR-0014)

CONDITION: The enemy is expected to move through the opposing forces (OPFOR) element's area of operations. The OPFOR element has received an operation order (OPORD) or fragmentary order (FRAGO) to disrupt enemy movement. The enemy has the capability to defend with direct fire and antiarmor weapons.

STANDARD: The OPFOR element delays enemy movement. 1. Delays the element. 2. Forces the element to deviate from its route. 3. Prevents the element from reaching its destination. 4. Surprises the element's main body.

TASK: Disrupt Assembly Area (AA) Activities (5-OPFOR-0013)

CONDITION: Intelligence reports indicate that platoon- and company-size enemy units are operating in the opposing forces (OPFOR) area of operations. Enemy units can defend from AAs with direct fire, antiarmor weapons, and indirect fire. The enemy has close air support (CAS) and nuclear, biological, and chemical (NBC) capabilities.

STANDARD: The OPFOR element locates and disrupts the enemy's AA activities. 1. Locates the element's AA. 2. Probes the AA with squad- or team-size elements. 3. Inflicts more than 5 percent casualties on the element. 4. Disrupts the element's preparations (prevents or delays beyond the element's allotted time).

TASK: Conduct Air Attacks (5-OPFOR-0002)

CONDITION: The opposing forces (OPFOR) element in the rear area has forwarded the positions of the enemy support sites or the locations of moving elements. The OPFOR aircraft have been dispatched to attack enemy installations or convoys.

STANDARD: The OPFOR element attempts to delay, disrupt, or damage the enemy targets by air. 1. Locates the target (support sites or convoys). 2. Makes attack runs on the designated targets. 3. Inflicts heavy damage to the selected target. 4. Sustains no loss of aircraft. 5. Delays moving the force for more than one hour.

TASK: Conduct Sniper Operations (5-OPFOR-0006)

CONDITION: The opposing forces (OPFOR) element has assigned snipers (regular or irregular elements) in the enemy's rear area along the main supply route (MSR) and near support sites.

STANDARD: The OPFOR element kills or wounds targets. 1. Sets up a well-concealed location. 2. Engages vehicle drivers or personnel on foot with short bursts of semiautomatic fire. 3. Kills or wounds selected targets. 4. Prevents the position from being discovered by enemy forces. 5. Evacuates the area without being spotted. 6. Reports all specified priority intelligence requirements (PIR) and other intelligence requirements to the OPFOR headquarters (HQ).

TASK: Surrender to the Capturing Unit on the Battlefield (5-OPFOR-0024)

CONDITION: The enemy has captured opposing forces (OPFOR) element's soldiers, documents, and equipment sensitive to the OPFOR tactical operations.

STANDARD: The OPFOR soldiers retain or destroy documents and equipment. The OPFOR element surrenders the documents and the equipment of no tactical use to the enemy and attempts to conceal or destroy items of tactical value. The OPFOR element attempts escape and evasion. 1. Prevents the successful capture of the documents and the equipment. 2. Destroys the documents and the equipment. 3. Removes identifying markings from the equipment. 4. Removes unit-identifying insignia. 5. Provides misleading information. 6. Plans an escape. 7. Delays movement to the nearest collection point. 8. Prevents safeguarding of the enemy prisoners of war (EPWs) in order to cause embarrassment to the United States (US).

TASK: Attack (5-OPFOR-0001)

CONDITION: The opposing forces (OPFOR) element has located the enemy. The priority intelligence requirements (PIR) and the other intelligence requirements have been obtained by OPFOR patrols. The OPFOR element has automatic and antiarmor weapons and light mortars.

STANDARD: The OPFOR element attempts to seize the terrain, the vehicles, or the equipment. 1. Develops an attack plan. 2. Surprises the enemy unit's main body. 3. Initiates the attack using a scheme of maneuver that exploits the enemy's flanks, gaps, and weaknesses. 4. Uses covered and concealed routes to approach the enemy forces' flanks, gaps, or weakly held areas. 5. Employs indirect fire to support the attack. 6. Penetrates enemy defenses. 7. Destroys the equipment and the supplies. 8. Inflicts heavy casualties. 9. Isolates the combat service support (CSS) base by blocking the reinforcements. 10. Forces the enemy units to displace. 11. Avoids being fixed in one position. 12. Withdraws before the CSS base is reinforced with tactical combat forces.

TASK: Defend a Minefield (5-OPFOR-0023)

CONDITION: The enemy is conducting a minefield sweeping operation. The opposing forces (OPFOR) element has a minefield placed in the enemy's path. The minefield is under constant observation and fire.

STANDARD: The OPFOR element defends a minefield against an enemy element conducting a minefield sweeping operation. 1. Prevents the unit from detecting the obstacle. 2. Disrupts the minefield sweeping operation. 3. Prevents the unit from conducting the minefield sweeping operation, prevents the unit from moving all personnel through the breach, or delays the completion of the minefield sweeping operation for more than 45 minutes.

ELEMENTS: Two General Construction Platoons
Six General Construction Squads

TASK: Install Coupled Pipeline (05-3-0792)
(FM 5-482) (FM 10-67-1)

ITERATION: 1 2 3 4 5 M (Circle)
COMMANDER/LEADER ASSESSMENT: T P U (Circle)

CONDITIONS: The platoon has been assigned a sector of pipeline trace. The platoon trace has been staked and cleared to accommodate construction of coupled pipeline from the fuel source to the tactical petroleum terminal (TPT). Specifications and plans are provided. All required materials and transportation are available. Some iterations of this task should be performed in MOPP4.

TASK STANDARDS: Coupling, valves, and pumping stations must be capable of pressures up to 750 pounds per square inch (psi), leakproof, aligned, and anchored. Tests with air, water, or fuel. The time required to perform this task is increased when conducting it in mission-oriented protection posture (MOPP) 4.

TASK STEPS AND PERFORMANCE MEASURES	GO	NO-GO
<ul style="list-style-type: none"> * 1. The platoon leader or the platoon sergeant (PSG) conducts troop-leading procedures. <ul style="list-style-type: none"> a. Ensured that the reconnaissance included-- <ul style="list-style-type: none"> (1) Soil conditions (trafficability). (2) Percent of slopes. b. Verified the accuracy of construction plans and specifications. c. Ensured that the bill of materials (BOM) included all required materials to complete construction. d. Submitted requests for changes when construction plans and specifications were incorrect. e. Submitted requests for changes when construction plans and specifications could be improved. * 2. The platoon leader or the PSG establishes jobsite security. * 3. The platoon leader or the PSG conducts pipeline construction according to the unit's safety procedures, and the appropriate field manual (FM). <ul style="list-style-type: none"> a. Monitored safety. b. Ensured that the pipeline followed the trace according to plans. c. Verified pumping and pressure-reducing station locations. d. Managed the construction schedule. e. Maintained construction notes. f. Submitted progress reports according to the unit's standing operating procedure (SOP). * 4. The PSG supervises construction of the pipeline. <ul style="list-style-type: none"> a. Monitored safety. b. Reallocated personnel and equipment, as needed. c. Supervised construction crews and techniques. <ul style="list-style-type: none"> (1) Ensured that assembled couplings were lubricated and seals were in place with clamps in grooves. (2) Ensured that pipes were anchored and supported, as required (no excessive sag when crossing small gaps). All deflections maximum centerline for-- 		

TASK STEPS AND PERFORMANCE MEASURES	GO	NO-GO
<p>(a) 6-inch pipe: 2 degrees in 10 feet. (b) 8-inch pipe: 1 degree in 40 feet.</p> <p>d. Ensured adherence to plans and specifications. e. Notified the platoon leader of changes to the original plans. f. Ensured quality control.</p> <p>(1) Inspected cleanliness of pipe. (2) Checked tightness of lines. (3) Measured pipe joints for alignment. (4) Measured unsupported span (maximum distance 40 feet). (5) Measured the distance between parallel lines (maximum 18 inches). (6) Ensured that sufficient loops or angles were included to compensate for expansion and constriction. (7) Ensured that valves were installed to facilitate repairs or testing to stop backflow. (8) Prevented corrosion and controlled rust. (9) Ensured that stringing and coupling crews did not damage the grooves and pipe ends.</p> <p>* 5. The platoon leader and an observer or representative of the quartermaster operating unit jointly manage pipeline testing operations. a. Monitored safety. b. Ensured that all facilities were tested. c. Established a prescribed load list (PLL) for the gaining unit.</p> <p>* 6. The PSG supervises testing of the pipeline. a. Monitored safety. b. Divided the pipeline into test sections. c. Set up testing precautions. (1) Checked communications. (2) Checked the accuracy of gauges. (3) Ensured that repair clamps were on hand. (4) Moved in fire-fighting equipment. (5) Placed a tanker vehicle and drums on standby to drain a section of line. (6) Ensured that shovels and materials to dig and line a pit were at the site in case there was a spill.</p>		

TASK PERFORMANCE / EVALUATION SUMMARY BLOCK							
ITERATION	1	2	3	4	5	M	TOTAL
TOTAL TASK STEPS EVALUATED							
TOTAL TASK STEPS "GO"							
TRAINING STATUS "GO"/"NO-GO"							

"*" indicates a leader task step.

SUPPORTING INDIVIDUAL TASKS

Task Number	Task Title	References
052-239-3036	Supervise Installation of Pipelines	STP 5-51H34-SM-TG

SUPPORTING COLLECTIVE TASKS

Task Number	Task Title	References
05-3-0904.05-R01A	Establish Jobsite Security	ARTEP 5-025-66-MTP ARTEP 5-026-34-MTP ARTEP 5-027-10-MTP ARTEP 5-027-35-MTP ARTEP 5-053-11-MTP ARTEP 5-053-12-MTP ARTEP 5-053-35-MTP ARTEP 5-063-10-MTP ARTEP 5-063-11-MTP ARTEP 5-063-35-MTP ARTEP 5-113-11-MTP ARTEP 5-113-12-MTP ARTEP 5-113-35-MTP ARTEP 5-145-12-MTP ARTEP 5-145-32-MTP ARTEP 5-155-66-MTP ARTEP 5-156-34-MTP ARTEP 5-157-10-MTP ARTEP 5-157-35-MTP ARTEP 5-215-66-MTP ARTEP 5-216-34-MTP ARTEP 5-217-10-MTP ARTEP 5-217-35-MTP ARTEP 5-335-60-MTP ARTEP 5-335-65-MTP ARTEP 5-335-66-MTP ARTEP 5-335-70-MTP ARTEP 5-336-34-MTP ARTEP 5-337-10-MTP ARTEP 5-337-35-MTP ARTEP 5-402-33-MTP ARTEP 5-402-68-MTP ARTEP 5-412-68-MTP ARTEP 5-412-69-MTP ARTEP 5-413-35-MTP ARTEP 5-415-66-MTP ARTEP 5-416-14-MTP ARTEP 5-416-34-MTP ARTEP 5-417-13-MTP ARTEP 5-417-17-MTP ARTEP 5-417-35-MTP ARTEP 5-423-11-MTP ARTEP 5-423-35-MTP ARTEP 5-424-35-MTP ARTEP 5-425-66-MTP ARTEP 5-426-34-MTP ARTEP 5-427-10-MTP ARTEP 5-427-35-MTP ARTEP 5-434-35-MTP ARTEP 5-435-66-MTP ARTEP 5-435-67-MTP ARTEP 5-436-35-MTP ARTEP 5-436-37-MTP

SUPPORTING COLLECTIVE TASKS

Task Number	Task Title	References
05-3-1018.05-R01A	Conduct Troop-Leading Procedures	ARTEP 5-437-10-MTP
		ARTEP 5-437-11-MTP
		ARTEP 5-437-36-MTP
		ARTEP 5-437-38-MTP
		ARTEP 5-443-35-MTP
		ARTEP 5-445-64-MTP
		ARTEP 5-445-66-MTP
		ARTEP 5-446-34-MTP
		ARTEP 5-446-36-MTP
		ARTEP 5-447-10-MTP
		ARTEP 5-447-11-MTP
		ARTEP 5-447-35-MTP
		ARTEP 5-447-37-MTP
		ARTEP 5-463-10-MTP
		ARTEP 5-463-12-MTP
		ARTEP 5-463-15-MTP
		ARTEP 5-463-17-MTP
		ARTEP 5-463-35-MTP
		ARTEP 5-463-36-MTP
		ARTEP 5-473-35-MTP
		ARTEP 5-603-35-MTP
		ARTEP 5-607-35-MTP
		ARTEP 5-608-35-MTP
		ARTEP 5-025-66-MTP
		ARTEP 5-026-34-MTP
		ARTEP 5-027-10-MTP
		ARTEP 5-027-35-MTP
		ARTEP 5-053-11-MTP
		ARTEP 5-053-12-MTP
		ARTEP 5-053-35-MTP
		ARTEP 5-113-11-MTP
		ARTEP 5-113-12-MTP
		ARTEP 5-113-35-MTP
		ARTEP 5-155-66-MTP
		ARTEP 5-156-34-MTP
		ARTEP 5-157-10-MTP
		ARTEP 5-157-35-MTP
		ARTEP 5-215-66-MTP
		ARTEP 5-216-34-MTP
		ARTEP 5-217-10-MTP
ARTEP 5-217-35-MTP		
ARTEP 5-425-66-MTP		
ARTEP 5-426-34-MTP		
ARTEP 5-427-10-MTP		
ARTEP 5-427-35-MTP		
ARTEP 5-445-64-MTP		
ARTEP 5-445-66-MTP		
ARTEP 5-446-34-MTP		
ARTEP 5-446-36-MTP		
ARTEP 5-447-10-MTP		
ARTEP 5-447-11-MTP		
ARTEP 5-447-35-MTP		
ARTEP 5-447-37-MTP		

SUPPORTING COLLECTIVE TASKS

Task Number	Task Title	References
		ARTEP 5-463-10-MTP
		ARTEP 5-463-12-MTP
		ARTEP 5-463-15-MTP
		ARTEP 5-463-17-MTP
		ARTEP 5-463-35-MTP
		ARTEP 5-463-36-MTP
		ARTEP 5-473-35-MTP

OPFOR TASKS AND STANDARDS

TASK: Disrupt a Route Reconnaissance (5-OPFOR-0021)

CONDITION: The enemy is conducting a route reconnaissance. The opposing forces (OPFOR) element is positioned along the enemy's route.

STANDARD: The OPFOR element attempts to disrupt a squad/section conducting a route reconnaissance. 1. Prevents the unit from meeting its specified time schedule. 2. Forces the unit to deviate from its specified route. 3. Prevents the unit from reaching its assigned destination. 4. Surprises the squad/section. 5. Inflicts casualties on the unit.

TASK: Conduct an Ambush (5-OPFOR-0007)

CONDITION: The enemy is moving in a convoy. The opposing forces (OPFOR) element is positioned along the enemy's route.

STANDARD: The OPFOR element inflicts casualties on the enemy and causes vehicle and equipment damage. 1. Prepares an ambush site before the element arrives. 2. Surprises march element forces. 3. Inflicts heavy casualties within the designated kill zone. 4. Inflicts heavy damage to the vehicles and the equipment within the designated kill zone. 5. Delays the march element from reaching a specified destination for a specified period of time. 6. Withdraws on order. 7. Sustains no casualties. 8. Reports actions to superiors.

TASK: Maintain Contact (5-OPFOR-0003)

CONDITION: The opposing forces (OPFOR) element is engaged with enemy base-defense forces. The enemy forces are withdrawing under pressure.

STANDARD: The OPFOR element maintains enemy contact while the enemy withdraws. 1. Engages the enemy forces decisively. 2. Advances the OPFOR as the enemy forces withdraw. 3. Inflicts heavy casualties. 4. Captures the members of the enemy force. 5. Captures documents and equipment. 6. Safeguards the captured documents, the equipment, and the personnel.

TASK: Conduct a Raid (5-OPFOR-0004)

CONDITION: The opposing forces (OPFOR) element has occupied an objective rally point and has orders to conduct a raid on a combat service support (CSS) base.

STANDARD: The OPFOR element infiltrates the enemy's base and destroys all of the targets. 1. Surprises the enemy forces. 2. Assaults the support base and accomplishes the assigned tasks. 3. Destroys the specified equipment and supplies. 4. Avoids being decisively engaged. 5. Withdraws all personnel from the objective areas within the time prescribed. 6. Obtains all priority intelligence requirements (PIR) from the raid site. 7. Sustains only light casualties from enemy fire.

TASK: Conduct an Attack (5-OPFOR-0008)

CONDITION: The enemy is conducting tactical operations. The opposing forces (OPFOR) element receives orders to attack the enemy, the area of occupation, or the main supply route (MSR) with smoke.

STANDARD: The OPFOR element disrupts the enemy's movement and smoke operations. 1. Determines the delivery method of the smoke attack. 2. Locates the target. 3. Delivers the smoke attack downwind. 4. Attacks the enemy with smoke, and surge attacks when the enemy responds to the smoke.

TASK: Disrupt a Net Control Station (NCS) (5-OPFOR-0019)

CONDITION: The enemy has established a NCS. The opposing forces (OPFOR) element has radio and jamming equipment.

STANDARD: The OPFOR element attempts to disrupt an NCS. 1. Attempts to locate the radio frequency that the unit is operating on. 2. Attempts to enter the radio net. 3. Attempts to issue "bogus" orders to a unit on the net. 4. Jams the radio frequency and forces the unit to go to an alternate frequency.

TASK: Disrupt Construction of Vehicle Fighting Positions (5-OPFOR-0020)

CONDITION: The opposing forces (OPFOR) element has located the enemy. The priority intelligence requirements (PIR) and other intelligence obtained by OPFOR patrols indicate the enemy is constructing vehicle fighting positions within its defensive area. The OPFOR element has automatic and antiarmor weapons and light mortars.

STANDARD: The OPFOR element attempts to disrupt the enemy's efforts to establish vehicle fighting positions. 1. Locates the defensive area. 2. Surprises the main body. 3. Penetrates the defensive area with squad-size probes. 4. Inflicts casualties on the unit. 5. Destroys vehicles. 6. Disrupts the unit's preparations (prevents or delays beyond the unit's allotted time).

TASK: Defeat Obstacles (5-OPFOR-0009)

CONDITION: The opposing forces (OPFOR) element encounters an obstacle that blocks the avenue of approach as it advances upon the enemy forces.

STANDARD: The OPFOR element bypasses or breaches the enemy obstacle. 1. Detects the obstacle before halting its main body. 2. Defeats the obstacle. a. Bypasses the obstacle without entering the engagement areas. b. Breaches the obstacle within 45 minutes and passes its entire force through the obstacle. 3. Does not incur degradation to the point that the mission must be discontinued.

TASK: Disrupt an Engineer Reconnaissance (5-OPFOR-0022)

CONDITION: The enemy is conducting an engineer reconnaissance. The opposing forces (OPFOR) element is positioned along the enemy's route.

STANDARD: The OPFOR element disrupts an engineer reconnaissance. 1. Prevents the unit from meeting its specified time schedule. 2. Forces the unit to deviate from its specified route. 3. Prevents the unit from accomplishing its assigned engineer reconnaissance. 4. Surprises the unit conducting the reconnaissance.

TASK: Conduct an Aerial Reconnaissance (5-OPFOR-0010)

CONDITION: The opposing forces (OPFOR) headquarters (HQ) element requires intelligence on the locations and identification of the enemy elements. Aircraft is dispatched to take photographs and make a visual inspection of the enemy rear area.

STANDARD: The OPFOR element gathers photograph intelligence of the enemy. 1. Photographs the assigned sectors. 2. Makes quick visual checks where the ceiling is low. 3. Locates enemy positions in the area, particularly support and storage bases, and command and control (C2) facilities. 4. Sustains no loss of aircraft. 5. Reports priority intelligence requirements (PIR) and other information requirements to the OPFOR HQ.

TASK: Conduct Terrorist and Saboteur Attacks (5-OPFOR-0005)

CONDITION: The opposing forces (OPFOR) element dispatches small teams into the enemy's rear area to disrupt combat service support (CSS) operations.

STANDARD: The enemy sustains disrupted command and control (C2), destroyed equipment and supplies, and light casualties. 1. Locates rear support bases and C2 facilities. 2. Delays and disrupts CSS operations through probes. 3. Infiltrates CSS bases to conduct sabotage and terrorist activities. 4. Inflicts light casualties. 5. Destroys supplies and equipment.

TASK: Disrupt Defensive Preparations (5-OPFOR-0018)

CONDITION: The opposing forces (OPFOR) element has located the enemy. Priority intelligence requirements (PIR) and other intelligence requirements obtained by OPFOR patrols indicate that the enemy elements are establishing defensive positions. The OPFOR element has automatic and antiarmor weapons and light mortars.

STANDARD: The OPFOR element disrupts and delays the enemy's defensive preparations. 1. Locates and penetrates the enemy's security system. 2. Forces the enemy to delay defensive preparations. 3. Disrupts the enemy's obstacle preparations.

TASK: Disrupt Quartering Party Operations (5-OPFOR-0017)

CONDITION: The enemy is conducting quartering party operations. It has established an assembly area (AA) but has not moved in the main body.

STANDARD: The opposing forces (OPFOR) element attempts to disrupt quartering party operations and infiltrate the enemy's AA. 1. Locates the quartering party and the AA. 2. Surprises the main body. 3. Penetrates the AA with squad-size probes. 4. Inflicts personnel casualties and vehicle damage. 5. Disrupts the unit's preparations (prevents or delays beyond the unit's allotted time).

TASK: Disrupt Enemy Movement and Operations Using Tactical Nuclear Weapons (5-OPFOR-0016)

CONDITION: The opposing forces (OPFOR) element has located the enemy. Priority intelligence requirements (PIR) and other intelligence requirements have been obtained by OPFOR patrols. Tactical nuclear weapons are employed against key locations in the rear area.

STANDARD: The OPFOR element disrupts enemy movement and operations. 1. Disrupts or delays the movement of the enemy's equipment and supplies to the forward areas. 2. Destroys enemy equipment and supplies. 3. Inflicts a high rate of nuclear casualties among the enemy forces. 4. Denies the enemy the use of specified areas. 5. Contaminates the enemy's equipment and supplies.

TASK: Disrupt Enemy Movement and Operations Using Persistent and Nonpersistent Chemical Weapons (5-OPFOR-0015)

CONDITION: The opposing forces (OPFOR) element has located the enemy. Priority intelligence requirements (PIR) and other intelligence requirements have been obtained by OPFOR patrols. The OPFOR units deliver chemical agents, by means of conventional artillery weapons or aircraft, along selected supply routes and key bases in the rear area.

STANDARD: The OPFOR element disrupts enemy movement and operations using persistent and nonpersistent chemical weapons. 1. Delivers chemical agents in low and densely wooded areas. 2. Delays the movement of enemy supplies and equipment to the forward areas. 3. Restricts the movement of the enemy units in the rear area. 4. Channels the movement of enemy units into predesignated ambush areas. 5. Contaminates enemy supplies and equipment. 6. Inflicts a high rate of casualties on enemy forces.

TASK: Counter Passage of Lines (5-OPFOR-0012)

CONDITION: Enemy forces are in defensive positions, but they are expected to attempt passage-of-lines operations. The opposing forces (OPFOR) received orders to disrupt enemy passage-of-lines operations.

STANDARD: The OPFOR element delays or prevents enemy passage of lines. 1. Delays the passage. 2. Prevents the company from moving all personnel through the stationary unit. 3. Engages the main body of either the moving or the stationary unit.

TASK: Disrupt Movement (5-OPFOR-0014)

CONDITION: The enemy is expected to move through the opposing forces (OPFOR) element's area of operations. The OPFOR element has received an operation order (OPORD) or fragmentary order (FRAGO) to disrupt enemy movement. The enemy has the capability to defend with direct fire and antiarmor weapons.

STANDARD: The OPFOR element delays enemy movement. 1. Delays the element. 2. Forces the element to deviate from its route. 3. Prevents the element from reaching its destination. 4. Surprises the element's main body.

TASK: Disrupt Assembly Area (AA) Activities (5-OPFOR-0013)

CONDITION: Intelligence reports indicate that platoon- and company-size enemy units are operating in the opposing forces (OPFOR) area of operations. Enemy units can defend from AAs with direct fire, antiarmor weapons, and indirect fire. The enemy has close air support (CAS) and nuclear, biological, and chemical (NBC) capabilities.

STANDARD: The OPFOR element locates and disrupts the enemy's AA activities. 1. Locates the element's AA. 2. Probes the AA with squad- or team-size elements. 3. Inflicts more than 5 percent casualties on the element. 4. Disrupts the element's preparations (prevents or delays beyond the element's allotted time).

TASK: Conduct Air Attacks (5-OPFOR-0002)

CONDITION: The opposing forces (OPFOR) element in the rear area has forwarded the positions of the enemy support sites or the locations of moving elements. The OPFOR aircraft have been dispatched to attack enemy installations or convoys.

STANDARD: The OPFOR element attempts to delay, disrupt, or damage the enemy targets by air. 1. Locates the target (support sites or convoys). 2. Makes attack runs on the designated targets. 3. Inflicts heavy damage to the selected target. 4. Sustains no loss of aircraft. 5. Delays moving the force for more than one hour.

TASK: Conduct Sniper Operations (5-OPFOR-0006)

CONDITION: The opposing forces (OPFOR) element has assigned snipers (regular or irregular elements) in the enemy's rear area along the main supply route (MSR) and near support sites.

STANDARD: The OPFOR element kills or wounds targets. 1. Sets up a well-concealed location. 2. Engages vehicle drivers or personnel on foot with short bursts of semiautomatic fire. 3. Kills or wounds selected targets. 4. Prevents the position from being discovered by enemy forces. 5. Evacuates the area without being spotted. 6. Reports all specified priority intelligence requirements (PIR) and other intelligence requirements to the OPFOR headquarters (HQ).

TASK: Surrender to the Capturing Unit on the Battlefield (5-OPFOR-0024)

CONDITION: The enemy has captured opposing forces (OPFOR) element's soldiers, documents, and equipment sensitive to the OPFOR tactical operations.

STANDARD: The OPFOR soldiers retain or destroy documents and equipment. The OPFOR element surrenders the documents and the equipment of no tactical use to the enemy and attempts to conceal or destroy items of tactical value. The OPFOR element attempts escape and evasion. 1. Prevents the successful capture of the documents and the equipment. 2. Destroys the documents and the equipment. 3. Removes identifying markings from the equipment. 4. Removes unit-identifying insignia. 5. Provides misleading information. 6. Plans an escape. 7. Delays movement to the nearest collection point. 8. Prevents safeguarding of the enemy prisoners of war (EPWs) in order to cause embarrassment to the United States (US).

TASK: Attack (5-OPFOR-0001)

CONDITION: The opposing forces (OPFOR) element has located the enemy. The priority intelligence requirements (PIR) and the other intelligence requirements have been obtained by OPFOR patrols. The OPFOR element has automatic and antiarmor weapons and light mortars.

STANDARD: The OPFOR element attempts to seize the terrain, the vehicles, or the equipment. 1. Develops an attack plan. 2. Surprises the enemy unit's main body. 3. Initiates the attack using a scheme of maneuver that exploits the enemy's flanks, gaps, and weaknesses. 4. Uses covered and concealed routes to approach the enemy forces' flanks, gaps, or weakly held areas. 5. Employs indirect fire to support the attack. 6. Penetrates enemy defenses. 7. Destroys the equipment and the supplies. 8. Inflicts heavy casualties. 9. Isolates the combat service support (CSS) base by blocking the reinforcements. 10. Forces the enemy units to displace. 11. Avoids being fixed in one position. 12. Withdraws before the CSS base is reinforced with tactical combat forces.

TASK: Defend a Minefield (5-OPFOR-0023)

CONDITION: The enemy is conducting a minefield sweeping operation. The opposing forces (OPFOR) element has a minefield placed in the enemy's path. The minefield is under constant observation and fire.

STANDARD: The OPFOR element defends a minefield against an enemy element conducting a minefield sweeping operation. 1. Prevents the unit from detecting the obstacle. 2. Disrupts the minefield sweeping operation. 3. Prevents the unit from conducting the minefield sweeping operation, prevents the unit from moving all personnel through the breach, or delays the completion of the minefield sweeping operation for more than 45 minutes.

- ELEMENTS:** Company
 Company Headquarters
 Maintenance Section
 Horizontal Construction Platoon
 Embankment Squad
 Grading and Compact Squad
 Excavation Squad
 Two General Construction Platoons
 Six General Construction Squads

TASK: Transport Casualties (for Units Without Medical Treatment Personnel) (08-2-C316.05-T01A)
 (FM 8-10-6) (AR 200-1) (AR 385-10)
 (FM 12-6) (FM 57-38)

ITERATION: 1 2 3 4 5 M (Circle)

COMMANDER/LEADER ASSESSMENT: T P U (Circle)

CONDITIONS: Unit personnel are wounded and some may be chemically contaminated. The unit has no organic medical treatment personnel. Threat force contact has been broken. Unit defenses have been reorganized. Casualties are transported from defensive positions to designated casualty collection points. All methods of transport are employed. Some wounded enemy prisoner of war (EPW) casualties may require transport. This task is performed simultaneously with other reorganization tasks. The tactical standing operating procedure (TACSOP) and the higher headquarters (HQ) operation order (OPORD) are available. Simplified collective-protection equipment (SCPE) is on hand and/or field-expedient and natural shelters are available. Some iterations of this task should be performed in MOPPP4.

TASK STANDARDS: Casualties are transported as soon as the tactical situation permits according to the TACSOP, the OPORD, provisions of the Geneva Convention, and Field Manual (FM) 8-10-6. At mission-oriented protection posture (MOPP) 4, performance degradation factors increase the time required to transport casualties.

TASK STEPS AND PERFORMANCE MEASURES	GO	NO-GO
<p>* 1. The commander and leaders supervise the transport of casualties.</p> <ul style="list-style-type: none"> a. Monitored casualty transport operations for compliance with FM 8-10-6 and the TACSOP. b. Identified casualty collection points. c. Identified transport requirements. d. Supervised the preparation of casualties for transport. e. Coordinated the transport of casualties from the unit's area with the higher HQ personnel element according to FM 8-10-6 and the TACSOP. f. Coordinated security requirements for the pick-up site with subelements and the higher HQ operations element. g. Disseminated transport information to unit personnel. h. Forwarded the casualty feeder report and witness statements to the higher HQ personnel element according to FM 12-6 and the TACSOP. <p>2. Element personnel prepare casualties for transport.</p> <ul style="list-style-type: none"> a. Provided first aid treatment to casualties. <p>NOTE: See Task 08-2-0003 for detailed treatment procedures.</p> <ul style="list-style-type: none"> b. Reported casualties, as required. c. Collected classified documents such as the signal operation instructions (SOI) and standing signal instructions (SSI), maps, overlays, and key lists. 		

TASK STEPS AND PERFORMANCE MEASURES	GO	NO-GO
<p>d. Secured the custody of organizational equipment according to the TACSOP.</p> <p>e. Forwarded casualty feeder reports to unit HQ according to the TACSOP.</p> <p>3. Element personnel transport casualties to casualty collection points using manual carries.</p> <p>a. Selected the type of manual carry appropriate to the situation and the injury.</p> <p>b. Transported the casualty without causing further injury according to FM 8-10-6.</p> <p>4. Unit personnel transport casualties to casualty collection points using litter carries.</p> <p>a. Identified litter teams.</p> <p>b. Constructed an improvised litter from available material, as required.</p> <p>c. Secured the casualty on the litter.</p> <p>d. Transported the casualty without causing further injury according to FM 8-10-6.</p> <p>5. Element personnel transport casualties to a medical treatment facility (MTF) using available vehicles.</p> <p>a. Loaded the maximum number of casualties according to FM 8-10-6.</p> <p>b. Secured casualties in the vehicle.</p> <p>c. Transported casualties without causing further injury according to FM 8-10-6.</p> <p>* 6. The commander and leaders request aeromedical evacuation.</p> <p>a. Transmitted the request according to FM 8-10-6, the OPORD, and the TACSOP.</p> <p>b. Selected the landing site (which provides sufficient space for helicopter hover, landing, and take-off) according to FMs 8-10-6 and 57-38.</p> <p>c. Supervised the removal of all dangerous objects likely to be blown about before aircraft arrival.</p> <p>d. Supervised the security of the landing site according to the TACSOP.</p> <p>e. Ensured that the landing zone (LZ) was appropriately marked (light sets, smoke, and so forth) according to the TACSOP, if required.</p> <p>7. Element personnel assist in loading the ambulance.</p> <p>a. Employed the proper carrying and loading techniques according to FM 8-10-6.</p> <p>b. Loaded casualties in the sequence directed by the crew.</p> <p>c. Loaded casualties without causing unnecessary discomfort.</p> <p>d. Employed safety procedures according to Army Regulation (AR) 385-10, FM 8-10-6, and the TACSOP.</p> <p>e. Employed environmental-protection procedures according to AR 200-1 and the TACSOP.</p> <p>8. Element personnel transport chemically contaminated casualties.</p> <p>a. Assumed MOPP 4.</p> <p>b. Marked contaminated casualties according to the TACSOP.</p> <p>c. Notified the supporting MTF that contaminated casualties were en route to their location.</p> <p>d. Transported casualties directly to a designated decontamination and treatment station.</p> <p>e. Protected casualties from further contamination during transport.</p> <p>9. Unit personnel transport EPW casualties.</p>		

TASK STEPS AND PERFORMANCE MEASURES	GO	NO-GO
a. Maintained security of EPW casualties according to the TACSOP. b. Searched EPW casualties for weapons and ordnance before transport. c. Transported EPW casualties according to the provisions of the Geneva Convention and the TACSOP.		

TASK PERFORMANCE / EVALUATION SUMMARY BLOCK							
ITERATION	1	2	3	4	5	M	TOTAL
TOTAL TASK STEPS EVALUATED							
TOTAL TASK STEPS "GO"							
TRAINING STATUS "GO"/"NO-GO"							

"**" indicates a leader task step.

SUPPORTING INDIVIDUAL TASKS: NONE

SUPPORTING COLLECTIVE TASKS: NONE

OPFOR TASKS AND STANDARDS

TASK: Disrupt a Route Reconnaissance (5-OPFOR-0021)

CONDITION: The enemy is conducting a route reconnaissance. The opposing forces (OPFOR) element is positioned along the enemy's route.

STANDARD: The OPFOR element attempts to disrupt a squad/section conducting a route reconnaissance. 1. Prevents the unit from meeting its specified time schedule. 2. Forces the unit to deviate from its specified route. 3. Prevents the unit from reaching its assigned destination. 4. Surprises the squad/section. 5. Inflicts casualties on the unit.

TASK: Conduct an Aerial Reconnaissance (5-OPFOR-0010)

CONDITION: The opposing forces (OPFOR) headquarters (HQ) element requires intelligence on the locations and identification of the enemy elements. Aircraft is dispatched to take photographs and make a visual inspection of the enemy rear area.

STANDARD: The OPFOR element gathers photograph intelligence of the enemy. 1. Photographs the assigned sectors. 2. Makes quick visual checks where the ceiling is low. 3. Locates enemy positions in the area, particularly support and storage bases, and command and control (C2) facilities. 4. Sustains no loss of aircraft. 5. Reports priority intelligence requirements (PIR) and other information requirements to the OPFOR HQ.

TASK: Conduct a Raid (5-OPFOR-0004)

CONDITION: The opposing forces (OPFOR) element has occupied an objective rally point and has orders to conduct a raid on a combat service support (CSS) base.

STANDARD: The OPFOR element infiltrates the enemy's base and destroys all of the targets. 1. Surprises the enemy forces. 2. Assaults the support base and accomplishes the assigned tasks. 3. Destroys the specified equipment and supplies. 4. Avoids being decisively engaged. 5. Withdraws all personnel from the objective areas within the time prescribed. 6. Obtains all priority intelligence requirements (PIR) from the raid site. 7. Sustains only light casualties from enemy fire.

TASK: Defeat Obstacles (5-OPFOR-0009)

CONDITION: The opposing forces (OPFOR) element encounters an obstacle that blocks the avenue of approach as it advances upon the enemy forces.

STANDARD: The OPFOR element bypasses or breaches the enemy obstacle. 1. Detects the obstacle before halting its main body. 2. Defeats the obstacle. a. Bypasses the obstacle without entering the engagement areas. b. Breaches the obstacle within 45 minutes and passes its entire force through the obstacle. 3. Does not incur degradation to the point that the mission must be discontinued.

TASK: Conduct an Attack (5-OPFOR-0008)

CONDITION: The enemy is conducting tactical operations. The opposing forces (OPFOR) element receives orders to attack the enemy, the area of occupation, or the main supply route (MSR) with smoke.

STANDARD: The OPFOR element disrupts the enemy's movement and smoke operations. 1. Determines the delivery method of the smoke attack. 2. Locates the target. 3. Delivers the smoke attack downwind. 4. Attacks the enemy with smoke, and surge attacks when the enemy responds to the smoke.

TASK: Disrupt Construction of Vehicle Fighting Positions (5-OPFOR-0020)

CONDITION: The opposing forces (OPFOR) element has located the enemy. The priority intelligence requirements (PIR) and other intelligence obtained by OPFOR patrols indicate the enemy is constructing vehicle fighting positions within its defensive area. The OPFOR element has automatic and antiarmor weapons and light mortars.

STANDARD: The OPFOR element attempts to disrupt the enemy's efforts to establish vehicle fighting positions. 1. Locates the defensive area. 2. Surprises the main body. 3. Penetrates the defensive area with squad-size probes. 4. Inflicts casualties on the unit. 5. Destroys vehicles. 6. Disrupts the unit's preparations (prevents or delays beyond the unit's allotted time).

TASK: Disrupt an Engineer Reconnaissance (5-OPFOR-0022)

CONDITION: The enemy is conducting an engineer reconnaissance. The opposing forces (OPFOR) element is positioned along the enemy's route.

STANDARD: The OPFOR element disrupts an engineer reconnaissance. 1. Prevents the unit from meeting its specified time schedule. 2. Forces the unit to deviate from its specified route. 3. Prevents the unit from accomplishing its assigned engineer reconnaissance. 4. Surprises the unit conducting the reconnaissance.

TASK: Conduct Terrorist and Saboteur Attacks (5-OPFOR-0005)

CONDITION: The opposing forces (OPFOR) element dispatches small teams into the enemy's rear area to disrupt combat service support (CSS) operations.

STANDARD: The enemy sustains disrupted command and control (C2), destroyed equipment and supplies, and light casualties. 1. Locates rear support bases and C2 facilities. 2. Delays and disrupts CSS operations through probes. 3. Infiltrates CSS bases to conduct sabotage and terrorist activities. 4. Inflicts light casualties. 5. Destroys supplies and equipment.

TASK: Defend a Minefield (5-OPFOR-0023)

CONDITION: The enemy is conducting a minefield sweeping operation. The opposing forces (OPFOR) element has a minefield placed in the enemy's path. The minefield is under constant observation and fire.

STANDARD: The OPFOR element defends a minefield against an enemy element conducting a minefield sweeping operation. 1. Prevents the unit from detecting the obstacle. 2. Disrupts the minefield sweeping operation. 3. Prevents the unit from conducting the minefield sweeping operation, prevents the unit from moving all personnel through the breach, or delays the completion of the minefield sweeping operation for more than 45 minutes.

TASK: Conduct an Ambush (5-OPFOR-0007)

CONDITION: The enemy is moving in a convoy. The opposing forces (OPFOR) element is positioned along the enemy's route.

STANDARD: The OPFOR element inflicts casualties on the enemy and causes vehicle and equipment damage. 1. Prepares an ambush site before the element arrives. 2. Surprises march element forces. 3. Inflicts heavy casualties within the designated kill zone. 4. Inflicts heavy damage to the vehicles and the equipment within the designated kill zone. 5. Delays the march element from reaching a specified destination for a specified period of time. 6. Withdraws on order. 7. Sustains no casualties. 8. Reports actions to superiors.

TASK: Maintain Contact (5-OPFOR-0003)

CONDITION: The opposing forces (OPFOR) element is engaged with enemy base-defense forces. The enemy forces are withdrawing under pressure.

STANDARD: The OPFOR element maintains enemy contact while the enemy withdraws. 1. Engages the enemy forces decisively. 2. Advances the OPFOR as the enemy forces withdraw. 3. Inflicts heavy casualties. 4. Captures the members of the enemy force. 5. Captures documents and equipment. 6. Safeguards the captured documents, the equipment, and the personnel.

TASK: Surrender to the Capturing Unit on the Battlefield (5-OPFOR-0024)

CONDITION: The enemy has captured opposing forces (OPFOR) element's soldiers, documents, and equipment sensitive to the OPFOR tactical operations.

STANDARD: The OPFOR soldiers retain or destroy documents and equipment. The OPFOR element surrenders the documents and the equipment of no tactical use to the enemy and attempts to conceal or destroy items of tactical value. The OPFOR element attempts escape and evasion. 1. Prevents the successful capture of the documents and the equipment. 2. Destroys the documents and the equipment. 3. Removes identifying markings from the equipment. 4. Removes unit-identifying insignia. 5. Provides misleading information. 6. Plans an escape. 7. Delays movement to the nearest collection point. 8. Prevents safeguarding of the enemy prisoners of war (EPWs) in order to cause embarrassment to the United States (US).

TASK: Disrupt a Net Control Station (NCS) (5-OPFOR-0019)

CONDITION: The enemy has established a NCS. The opposing forces (OPFOR) element has radio and jamming equipment.

STANDARD: The OPFOR element attempts to disrupt an NCS. 1. Attempts to locate the radio frequency that the unit is operating on. 2. Attempts to enter the radio net. 3. Attempts to issue "bogus" orders to a unit on the net. 4. Jams the radio frequency and forces the unit to go to an alternate frequency.

TASK: Disrupt Defensive Preparations (5-OPFOR-0018)

CONDITION: The opposing forces (OPFOR) element has located the enemy. Priority intelligence requirements (PIR) and other intelligence requirements obtained by OPFOR patrols indicate that the enemy elements are establishing defensive positions. The OPFOR element has automatic and antiarmor weapons and light mortars.

STANDARD: The OPFOR element disrupts and delays the enemy's defensive preparations. 1. Locates and penetrates the enemy's security system. 2. Forces the enemy to delay defensive preparations. 3. Disrupts the enemy's obstacle preparations.

TASK: Disrupt Enemy Movement and Operations Using Tactical Nuclear Weapons (5-OPFOR-0016)

CONDITION: The opposing forces (OPFOR) element has located the enemy. Priority intelligence requirements (PIR) and other intelligence requirements have been obtained by OPFOR patrols. Tactical nuclear weapons are employed against key locations in the rear area.

STANDARD: The OPFOR element disrupts enemy movement and operations. 1. Disrupts or delays the movement of the enemy's equipment and supplies to the forward areas. 2. Destroys enemy equipment and supplies. 3. Inflicts a high rate of nuclear casualties among the enemy forces. 4. Denies the enemy the use of specified areas. 5. Contaminates the enemy's equipment and supplies.

TASK: Disrupt Quartering Party Operations (5-OPFOR-0017)

CONDITION: The enemy is conducting quartering party operations. It has established an assembly area (AA) but has not moved in the main body.

STANDARD: The opposing forces (OPFOR) element attempts to disrupt quartering party operations and infiltrate the enemy's AA. 1. Locates the quartering party and the AA. 2. Surprises the main body. 3. Penetrates the AA with squad-size probes. 4. Inflicts personnel casualties and vehicle damage. 5. Disrupts the unit's preparations (prevents or delays beyond the unit's allotted time).

TASK: Disrupt Enemy Movement and Operations Using Persistent and Nonpersistent Chemical Weapons (5-OPFOR-0015)

CONDITION: The opposing forces (OPFOR) element has located the enemy. Priority intelligence requirements (PIR) and other intelligence requirements have been obtained by OPFOR patrols. The OPFOR units deliver chemical agents, by means of conventional artillery weapons or aircraft, along selected supply routes and key bases in the rear area.

STANDARD: The OPFOR element disrupts enemy movement and operations using persistent and nonpersistent chemical weapons. 1. Delivers chemical agents in low and densely wooded areas. 2. Delays the movement of enemy supplies and equipment to the forward areas. 3. Restricts the movement of the enemy units in the rear area. 4. Channels the movement of enemy units into predesignated ambush areas. 5. Contaminates enemy supplies and equipment. 6. Inflicts a high rate of casualties on enemy forces.

TASK: Disrupt Movement (5-OPFOR-0014)

CONDITION: The enemy is expected to move through the opposing forces (OPFOR) element's area of operations. The OPFOR element has received an operation order (OPORD) or fragmentary order (FRAGO) to disrupt enemy movement. The enemy has the capability to defend with direct fire and antiarmor weapons.

STANDARD: The OPFOR element delays enemy movement. 1. Delays the element. 2. Forces the element to deviate from its route. 3. Prevents the element from reaching its destination. 4. Surprises the element's main body.

TASK: Counter Passage of Lines (5-OPFOR-0012)

CONDITION: Enemy forces are in defensive positions, but they are expected to attempt passage-of-lines operations. The opposing forces (OPFOR) received orders to disrupt enemy passage-of-lines operations.

STANDARD: The OPFOR element delays or prevents enemy passage of lines. 1. Delays the passage. 2. Prevents the company from moving all personnel through the stationary unit. 3. Engages the main body of either the moving or the stationary unit.

TASK: Disrupt Assembly Area (AA) Activities (5-OPFOR-0013)

CONDITION: Intelligence reports indicate that platoon- and company-size enemy units are operating in the opposing forces (OPFOR) area of operations. Enemy units can defend from AAs with direct fire, antiarmor weapons, and indirect fire. The enemy has close air support (CAS) and nuclear, biological, and chemical (NBC) capabilities.

STANDARD: The OPFOR element locates and disrupts the enemy's AA activities. 1. Locates the element's AA. 2. Probes the AA with squad- or team-size elements. 3. Inflicts more than 5 percent casualties on the element. 4. Disrupts the element's preparations (prevents or delays beyond the element's allotted time).

TASK: Attack (5-OPFOR-0001)

CONDITION: The opposing forces (OPFOR) element has located the enemy. The priority intelligence requirements (PIR) and the other intelligence requirements have been obtained by OPFOR patrols. The OPFOR element has automatic and antiarmor weapons and light mortars.

STANDARD: The OPFOR element attempts to seize the terrain, the vehicles, or the equipment. 1. Develops an attack plan. 2. Surprises the enemy unit's main body. 3. Initiates the attack using a scheme of maneuver that exploits the enemy's flanks, gaps, and weaknesses. 4. Uses covered and concealed routes to approach the enemy forces' flanks, gaps, or weakly held areas. 5. Employs indirect fire to support the attack. 6. Penetrates enemy defenses. 7. Destroys the equipment and the supplies. 8. Inflicts heavy casualties. 9. Isolates the combat service support (CSS) base by blocking the reinforcements. 10. Forces the enemy units to displace. 11. Avoids being fixed in one position. 12. Withdraws before the CSS base is reinforced with tactical combat forces.

TASK: Conduct Air Attacks (5-OPFOR-0002)

CONDITION: The opposing forces (OPFOR) element in the rear area has forwarded the positions of the enemy support sites or the locations of moving elements. The OPFOR aircraft have been dispatched to attack enemy installations or convoys.

STANDARD: The OPFOR element attempts to delay, disrupt, or damage the enemy targets by air. 1. Locates the target (support sites or convoys). 2. Makes attack runs on the designated targets. 3. Inflicts heavy damage to the selected target. 4. Sustains no loss of aircraft. 5. Delays moving the force for more than one hour.

TASK: Conduct Sniper Operations (5-OPFOR-0006)

CONDITION: The opposing forces (OPFOR) element has assigned snipers (regular or irregular elements) in the enemy's rear area along the main supply route (MSR) and near support sites.

STANDARD: The OPFOR element kills or wounds targets. 1. Sets up a well-concealed location. 2. Engages vehicle drivers or personnel on foot with short bursts of semiautomatic fire. 3. Kills or wounds selected targets. 4. Prevents the position from being discovered by enemy forces. 5. Evacuates the area without being spotted. 6. Reports all specified priority intelligence requirements (PIR) and other intelligence requirements to the OPFOR headquarters (HQ).

- ELEMENTS:** Company
 Company Headquarters
 Maintenance Section
 Horizontal Construction Platoon
 Embankment Squad
 Grading and Compact Squad
 Excavation Squad
 Two General Construction Platoons
 Six General Construction Squads

TASK: Conduct Battlefield Stress Reduction and Stress Prevention Procedures (08-2-R303.05-T01A)
 (FM 8-51) (FM 22-51)

ITERATION: 1 2 3 4 5 M (Circle)
COMMANDER/LEADER ASSESSMENT: T P U (Circle)

CONDITIONS: Combat health support (CHS) operations have commenced. Element personnel are deployed in support of higher headquarters (HQ) operations. The unit's sleep plan and the tactical standing operating procedure (TACSOP) to manage battle fatigue (BF) soldiers have been developed. Personnel have been cross-trained on critical tasks. Operations are continuous over a prolonged period causing stressful situations for personnel. The commander has directed that procedures for managing battlefield stress be implemented. Simplified collective-protection equipment (SCPE) is on hand or field-expedient and natural shelters are available.

NOTE: Due to the technical knowledge and skills required to perform some military occupational specialty (MOS-) specific tasks, caution must be exercised when cross-training personnel. For instance, nonmedical personnel cannot be cross-trained to perform MOS-specific medical tasks. Some iterations of this task should be performed in MOPP4.

TASK STANDARDS: The element applies techniques that counter battlefield stress. At mission-oriented protection posture (MOPP) 4, performance degradation factors increase the need for stress prevention implementation. The time required to perform this task is increased when conducting it in MOPP 4.

TASK STEPS AND PERFORMANCE MEASURES	GO	NO-GO
<ul style="list-style-type: none"> * 1. The commander and leaders perform stress prevention leader actions. <ul style="list-style-type: none"> a. Issued warning orders, operation orders (OPORDs), and fragmentary orders (FRAGOs) to the lowest possible level. b. Provided soldiers with an accurate assessment of the friendly and enemy situation. c. Briefed the leaders' intention to all unit personnel. d. Spoke positively concerning the unit's missions, purpose, and abilities. e. Encouraged a positive attitude throughout the unit. f. Instituted an information dissemination plan designed to quell and prevent rumors. g. Informed personnel of the availability of religious support. * 2. The commander and leaders implement the sleep plan. <ul style="list-style-type: none"> a. Provided a safe and secure area away from vehicles and other high-noise activities. b. Adjusted the sleep plan as dictated by the tactical situation. c. Enforced the sleep plan according to the TACSOP. * 3. Leaders implement task rotation or restructuring procedures. <ul style="list-style-type: none"> a. Alternated cross-trained unit personnel on critical tasks, as required. 		

TASK STEPS AND PERFORMANCE MEASURES	GO	NO-GO
<ul style="list-style-type: none"> b. Rotated unit personnel between demanding and nondemanding tasks. c. Assigned two soldiers to function independently on tasks requiring a high degree of accuracy. d. Adjusted task rotation policies and procedures to the tactical situation. <p>* 4. Leaders implement stress-coping and stress management techniques.</p> <ul style="list-style-type: none"> a. Integrated new unit members into the unit immediately. b. Assisted soldiers in resolving home front problems. c. Implemented a buddy system to observe signs of stress or BF among soldiers and leaders. d. Provided instruction on relaxation techniques to all personnel before deployment. e. Conducted after-action debriefings. f. Scheduled a critical-event debriefing after any especially traumatic event according to Field Manual (FM) 22-51. g. Conducted unit award, decoration, recognition, and memorial ceremonies. <p>* 5. The commander and leaders implement stress control techniques.</p> <ul style="list-style-type: none"> a. Implemented a plan to deal with mild, seriously stressed, or BF cases. b. Assigned soldiers showing signs of severe stress or BF to simple tasks. c. Directed personnel to be supportive of stressed or BF soldiers. d. Referred soldiers showing signs of serious stress or BF to the supporting medical treatment facility (MTF) for evaluation. e. Reintegrated return-to-duty (RTD) soldiers into their specific element. <p>6. Element personnel employ stress prevention measures.</p> <ul style="list-style-type: none"> a. Maintained a positive attitude concerning the unit's mission, purpose, and abilities. b. Complied with the commander's sleep plan. c. Identified other soldiers with signs of stress or BF. d. Provided immediate buddy-aid support. e. Reported signs of stress or BF in other soldiers to their immediate supervisor. f. Accepted new unit members immediately. g. Practiced relaxation techniques at appropriate times and places. h. Participated in buddy systems and after-action debriefings. 		

TASK PERFORMANCE / EVALUATION SUMMARY BLOCK							
ITERATION	1	2	3	4	5	M	TOTAL
TOTAL TASK STEPS EVALUATED							
TOTAL TASK STEPS "GO"							
TRAINING STATUS "GO"/"NO-GO"							

"*" indicates a leader task step.

SUPPORTING INDIVIDUAL TASKS: NONE

SUPPORTING COLLECTIVE TASKS: NONE

OPFOR TASKS AND STANDARDS

TASK: Disrupt a Route Reconnaissance (5-OPFOR-0021)

CONDITION: The enemy is conducting a route reconnaissance. The opposing forces (OPFOR) element is positioned along the enemy's route.

STANDARD: The OPFOR element attempts to disrupt a squad/section conducting a route reconnaissance. 1. Prevents the unit from meeting its specified time schedule. 2. Forces the unit to deviate from its specified route. 3. Prevents the unit from reaching its assigned destination. 4. Surprises the squad/section. 5. Inflicts casualties on the unit.

TASK: Conduct an Aerial Reconnaissance (5-OPFOR-0010)

CONDITION: The opposing forces (OPFOR) headquarters (HQ) element requires intelligence on the locations and identification of the enemy elements. Aircraft is dispatched to take photographs and make a visual inspection of the enemy rear area.

STANDARD: The OPFOR element gathers photograph intelligence of the enemy. 1. Photographs the assigned sectors. 2. Makes quick visual checks where the ceiling is low. 3. Locates enemy positions in the area, particularly support and storage bases, and command and control (C2) facilities. 4. Sustains no loss of aircraft. 5. Reports priority intelligence requirements (PIR) and other information requirements to the OPFOR HQ.

TASK: Conduct a Raid (5-OPFOR-0004)

CONDITION: The opposing forces (OPFOR) element has occupied an objective rally point and has orders to conduct a raid on a combat service support (CSS) base.

STANDARD: The OPFOR element infiltrates the enemy's base and destroys all of the targets. 1. Surprises the enemy forces. 2. Assaults the support base and accomplishes the assigned tasks. 3. Destroys the specified equipment and supplies. 4. Avoids being decisively engaged. 5. Withdraws all personnel from the objective areas within the time prescribed. 6. Obtains all priority intelligence requirements (PIR) from the raid site. 7. Sustains only light casualties from enemy fire.

TASK: Defeat Obstacles (5-OPFOR-0009)

CONDITION: The opposing forces (OPFOR) element encounters an obstacle that blocks the avenue of approach as it advances upon the enemy forces.

STANDARD: The OPFOR element bypasses or breaches the enemy obstacle. 1. Detects the obstacle before halting its main body. 2. Defeats the obstacle. a. Bypasses the obstacle without entering the engagement areas. b. Breaches the obstacle within 45 minutes and passes its entire force through the obstacle. 3. Does not incur degradation to the point that the mission must be discontinued.

TASK: Conduct an Attack (5-OPFOR-0008)

CONDITION: The enemy is conducting tactical operations. The opposing forces (OPFOR) element receives orders to attack the enemy, the area of occupation, or the main supply route (MSR) with smoke.

STANDARD: The OPFOR element disrupts the enemy's movement and smoke operations. 1. Determines the delivery method of the smoke attack. 2. Locates the target. 3. Delivers the smoke attack downwind. 4. Attacks the enemy with smoke, and surge attacks when the enemy responds to the smoke.

TASK: Disrupt Construction of Vehicle Fighting Positions (5-OPFOR-0020)

CONDITION: The opposing forces (OPFOR) element has located the enemy. The priority intelligence requirements (PIR) and other intelligence obtained by OPFOR patrols indicate the enemy is constructing vehicle fighting positions within its defensive area. The OPFOR element has automatic and antiarmor weapons and light mortars.

STANDARD: The OPFOR element attempts to disrupt the enemy's efforts to establish vehicle fighting positions. 1. Locates the defensive area. 2. Surprises the main body. 3. Penetrates the defensive area with squad-size probes. 4. Inflicts casualties on the unit. 5. Destroys vehicles. 6. Disrupts the unit's preparations (prevents or delays beyond the unit's allotted time).

TASK: Disrupt an Engineer Reconnaissance (5-OPFOR-0022)

CONDITION: The enemy is conducting an engineer reconnaissance. The opposing forces (OPFOR) element is positioned along the enemy's route.

STANDARD: The OPFOR element disrupts an engineer reconnaissance. 1. Prevents the unit from meeting its specified time schedule. 2. Forces the unit to deviate from its specified route. 3. Prevents the unit from accomplishing its assigned engineer reconnaissance. 4. Surprises the unit conducting the reconnaissance.

TASK: Conduct Terrorist and Saboteur Attacks (5-OPFOR-0005)

CONDITION: The opposing forces (OPFOR) element dispatches small teams into the enemy's rear area to disrupt combat service support (CSS) operations.

STANDARD: The enemy sustains disrupted command and control (C2), destroyed equipment and supplies, and light casualties. 1. Locates rear support bases and C2 facilities. 2. Delays and disrupts CSS operations through probes. 3. Infiltrates CSS bases to conduct sabotage and terrorist activities. 4. Inflicts light casualties. 5. Destroys supplies and equipment.

TASK: Defend a Minefield (5-OPFOR-0023)

CONDITION: The enemy is conducting a minefield sweeping operation. The opposing forces (OPFOR) element has a minefield placed in the enemy's path. The minefield is under constant observation and fire.

STANDARD: The OPFOR element defends a minefield against an enemy element conducting a minefield sweeping operation. 1. Prevents the unit from detecting the obstacle. 2. Disrupts the minefield sweeping operation. 3. Prevents the unit from conducting the minefield sweeping operation, prevents the unit from moving all personnel through the breach, or delays the completion of the minefield sweeping operation for more than 45 minutes.

TASK: Conduct an Ambush (5-OPFOR-0007)

CONDITION: The enemy is moving in a convoy. The opposing forces (OPFOR) element is positioned along the enemy's route.

STANDARD: The OPFOR element inflicts casualties on the enemy and causes vehicle and equipment damage. 1. Prepares an ambush site before the element arrives. 2. Surprises march element forces. 3. Inflicts heavy casualties within the designated kill zone. 4. Inflicts heavy damage to the vehicles and the equipment within the designated kill zone. 5. Delays the march element from reaching a specified destination for a specified period of time. 6. Withdraws on order. 7. Sustains no casualties. 8. Reports actions to superiors.

TASK: Maintain Contact (5-OPFOR-0003)

CONDITION: The opposing forces (OPFOR) element is engaged with enemy base-defense forces. The enemy forces are withdrawing under pressure.

STANDARD: The OPFOR element maintains enemy contact while the enemy withdraws. 1. Engages the enemy forces decisively. 2. Advances the OPFOR as the enemy forces withdraw. 3. Inflicts heavy casualties. 4. Captures the members of the enemy force. 5. Captures documents and equipment. 6. Safeguards the captured documents, the equipment, and the personnel.

TASK: Disrupt a Net Control Station (NCS) (5-OPFOR-0019)

CONDITION: The enemy has established a NCS. The opposing forces (OPFOR) element has radio and jamming equipment.

STANDARD: The OPFOR element attempts to disrupt an NCS. 1. Attempts to locate the radio frequency that the unit is operating on. 2. Attempts to enter the radio net. 3. Attempts to issue "bogus" orders to a unit on the net. 4. Jams the radio frequency and forces the unit to go to an alternate frequency.

TASK: Disrupt Defensive Preparations (5-OPFOR-0018)

CONDITION: The opposing forces (OPFOR) element has located the enemy. Priority intelligence requirements (PIR) and other intelligence requirements obtained by OPFOR patrols indicate that the enemy elements are establishing defensive positions. The OPFOR element has automatic and antiarmor weapons and light mortars.

STANDARD: The OPFOR element disrupts and delays the enemy's defensive preparations. 1. Locates and penetrates the enemy's security system. 2. Forces the enemy to delay defensive preparations. 3. Disrupts the enemy's obstacle preparations.

TASK: Disrupt Enemy Movement and Operations Using Tactical Nuclear Weapons (5-OPFOR-0016)

CONDITION: The opposing forces (OPFOR) element has located the enemy. Priority intelligence requirements (PIR) and other intelligence requirements have been obtained by OPFOR patrols. Tactical nuclear weapons are employed against key locations in the rear area.

STANDARD: The OPFOR element disrupts enemy movement and operations. 1. Disrupts or delays the movement of the enemy's equipment and supplies to the forward areas. 2. Destroys enemy equipment and supplies. 3. Inflicts a high rate of nuclear casualties among the enemy forces. 4. Denies the enemy the use of specified areas. 5. Contaminates the enemy's equipment and supplies.

TASK: Disrupt Quartering Party Operations (5-OPFOR-0017)

CONDITION: The enemy is conducting quartering party operations. It has established an assembly area (AA) but has not moved in the main body.

STANDARD: The opposing forces (OPFOR) element attempts to disrupt quartering party operations and infiltrate the enemy's AA. 1. Locates the quartering party and the AA. 2. Surprises the main body. 3. Penetrates the AA with squad-size probes. 4. Inflicts personnel casualties and vehicle damage. 5. Disrupts the unit's preparations (prevents or delays beyond the unit's allotted time).

TASK: Disrupt Enemy Movement and Operations Using Persistent and Nonpersistent Chemical Weapons (5-OPFOR-0015)

CONDITION: The opposing forces (OPFOR) element has located the enemy. Priority intelligence requirements (PIR) and other intelligence requirements have been obtained by OPFOR patrols. The OPFOR units deliver chemical agents, by means of conventional artillery weapons or aircraft, along selected supply routes and key bases in the rear area.

STANDARD: The OPFOR element disrupts enemy movement and operations using persistent and nonpersistent chemical weapons. 1. Delivers chemical agents in low and densely wooded areas. 2. Delays the movement of enemy supplies and equipment to the forward areas. 3. Restricts the movement of the enemy units in the rear area. 4. Channels the movement of enemy units into predesignated ambush areas. 5. Contaminates enemy supplies and equipment. 6. Inflicts a high rate of casualties on enemy forces.

TASK: Disrupt Movement (5-OPFOR-0014)

CONDITION: The enemy is expected to move through the opposing forces (OPFOR) element's area of operations. The OPFOR element has received an operation order (OPORD) or fragmentary order (FRAGO) to disrupt enemy movement. The enemy has the capability to defend with direct fire and antiarmor weapons.

STANDARD: The OPFOR element delays enemy movement. 1. Delays the element. 2. Forces the element to deviate from its route. 3. Prevents the element from reaching its destination. 4. Surprises the element's main body.

TASK: Counter Passage of Lines (5-OPFOR-0012)

CONDITION: Enemy forces are in defensive positions, but they are expected to attempt passage-of-lines operations. The opposing forces (OPFOR) received orders to disrupt enemy passage-of-lines operations.

STANDARD: The OPFOR element delays or prevents enemy passage of lines. 1. Delays the passage. 2. Prevents the company from moving all personnel through the stationary unit. 3. Engages the main body of either the moving or the stationary unit.

TASK: Disrupt Assembly Area (AA) Activities (5-OPFOR-0013)

CONDITION: Intelligence reports indicate that platoon- and company-size enemy units are operating in the opposing forces (OPFOR) area of operations. Enemy units can defend from AAs with direct fire, antiarmor weapons, and indirect fire. The enemy has close air support (CAS) and nuclear, biological, and chemical (NBC) capabilities.

STANDARD: The OPFOR element locates and disrupts the enemy's AA activities. 1. Locates the element's AA. 2. Probes the AA with squad- or team-size elements. 3. Inflicts more than 5 percent casualties on the element. 4. Disrupts the element's preparations (prevents or delays beyond the element's allotted time).

TASK: Attack (5-OPFOR-0001)

CONDITION: The opposing forces (OPFOR) element has located the enemy. The priority intelligence requirements (PIR) and the other intelligence requirements have been obtained by OPFOR patrols. The OPFOR element has automatic and antiarmor weapons and light mortars.

STANDARD: The OPFOR element attempts to seize the terrain, the vehicles, or the equipment. 1. Develops an attack plan. 2. Surprises the enemy unit's main body. 3. Initiates the attack using a scheme of maneuver that exploits the enemy's flanks, gaps, and weaknesses. 4. Uses covered and concealed routes to approach the enemy forces' flanks, gaps, or weakly held areas. 5. Employs indirect fire to support the attack. 6. Penetrates enemy defenses. 7. Destroys the equipment and the supplies. 8. Inflicts heavy casualties. 9. Isolates the combat service support (CSS) base by blocking the reinforcements. 10. Forces the enemy units to displace. 11. Avoids being fixed in one position. 12. Withdraws before the CSS base is reinforced with tactical combat forces.

TASK: Surrender to the Capturing Unit on the Battlefield (5-OPFOR-0024)

CONDITION: The enemy has captured opposing forces (OPFOR) element's soldiers, documents, and equipment sensitive to the OPFOR tactical operations.

STANDARD: The OPFOR soldiers retain or destroy documents and equipment. The OPFOR element surrenders the documents and the equipment of no tactical use to the enemy and attempts to conceal or destroy items of tactical value. The OPFOR element attempts escape and evasion. 1. Prevents the successful capture of the documents and the equipment. 2. Destroys the documents and the equipment. 3. Removes identifying markings from the equipment. 4. Removes unit-identifying insignia. 5. Provides misleading information. 6. Plans an escape. 7. Delays movement to the nearest collection point. 8. Prevents safeguarding of the enemy prisoners of war (EPWs) in order to cause embarrassment to the United States (US).

TASK: Conduct Air Attacks (5-OPFOR-0002)

CONDITION: The opposing forces (OPFOR) element in the rear area has forwarded the positions of the enemy support sites or the locations of moving elements. The OPFOR aircraft have been dispatched to attack enemy installations or convoys.

STANDARD: The OPFOR element attempts to delay, disrupt, or damage the enemy targets by air. 1. Locates the target (support sites or convoys). 2. Makes attack runs on the designated targets. 3. Inflicts heavy damage to the selected target. 4. Sustains no loss of aircraft. 5. Delays moving the force for more than one hour.

TASK: Conduct Sniper Operations (5-OPFOR-0006)

CONDITION: The opposing forces (OPFOR) element has assigned snipers (regular or irregular elements) in the enemy's rear area along the main supply route (MSR) and near support sites.

STANDARD: The OPFOR element kills or wounds targets. 1. Sets up a well-concealed location. 2. Engages vehicle drivers or personnel on foot with short bursts of semiautomatic fire. 3. Kills or wounds selected targets. 4. Prevents the position from being discovered by enemy forces. 5. Evacuates the area without being spotted. 6. Reports all specified priority intelligence requirements (PIR) and other intelligence requirements to the OPFOR headquarters (HQ).

ELEMENTS: Company Headquarters
 Maintenance Section
 Horizontal Construction Platoon
 Two General Construction Platoons

TASK: Perform Field Sanitation Functions (08-2-R315.05-T01A)
 (FM 21-10) (AR 200-1) (AR 385-10)
 (AR 40-5) (FM 21-10-1)

ITERATION: 1 2 3 4 5 M (Circle)

COMMANDER/LEADER ASSESSMENT: T P U (Circle)

CONDITIONS: Health hazards exist that require field sanitation measures. The element is in the field without permanent sanitation or water facilities. The commander has selected and trained the unit's field sanitation team (FST). The combat health support (CHS) plan, the tactical standing operating procedure (TACSOP), and higher headquarters's (HQ) operation order (OPORD) are available. All required sanitation equipment is available. Field sanitation measures are continuous and are performed simultaneously with other operational tasks. Simplified collective-protection equipment (SCPE) is on hand and field-expedient and natural shelters are available. Some iterations of this task should be performed in MOPP4.

TASK STANDARDS: The FST performs field sanitation measures according to the TACSOP, Field Manuals (FMs) 21-10 and 21-10-1, and the commander's guidance. At mission-oriented protection posture (MOPP) 4, only minimum-essential field sanitation activities are performed.

TASK STEPS AND PERFORMANCE MEASURES	GO	NO-GO
<p>* 1. The commander directs field sanitation measures.</p> <ul style="list-style-type: none"> a. Directed field sanitation activities to counter the medical threat. b. Monitored field sanitation activities for compliance with FMs 21-10 and 21-10-1 and the TACSOP. c. Enforced individual field sanitation measures. d. Requested assistance from the supporting preventive medicine (PVNTMED) element for sanitation problems that were beyond the expertise of the unit's FST according to the TACSOP and the OPORD. e. Corrected field sanitation deficiencies. f. Reported field sanitation deficiencies that could not be corrected by unit personnel to the FST. g. Enforced safety procedures according to Army Regulation (AR) 385-10 and the TACSOP. h. Enforced environmental-protection procedures according to AR 200-1 and the TACSOP. <p>2. The FST supervises the unit's field sanitation measures.</p> <ul style="list-style-type: none"> a. Maintained field sanitation basic load according to AR 40-5 and FM 21-10-1. b. Supervised the distribution of field sanitation basic load items according to AR 40-5 and FM 21-10-1. c. Tested the unit's water supply for the required chlorine residual level according to FM 21-10-1 and the TACSOP. d. Inspected water containers and trailers according to FM 21-10-1 and the TACSOP. 		

TASK STEPS AND PERFORMANCE MEASURES	GO	NO-GO
<ul style="list-style-type: none"> e. Monitored personnel to ensure that they used personal protective measures (skin, clothing, and bed-net repellent) against arthropods and rodents according to applicable directives and the commander's guidance. f. Conducted rodent surveys, as required. g. Monitored personnel for employment of correct hygiene measures. h. Monitored waste facilities and procedures for compliance with AR 40-5, FM 21-10-1, and the TACSOP, as required. i. Inspected latrines and urinals according to FM 21-10-1 and the TACSOP. j. Inspected liquid and solid waste-disposal facilities to ensure their compliance with AR 40-5, FM 21-10-1, and the TACSOP. k. Inspected hand-washing devices according to FM 21-10-1 and the TACSOP. l. Inspected the transport, storage, preparation, and service of food for compliance with FM 21-10-1 and the TACSOP. m. Provided advice, recommendations, and training requirements to the commander. n. Enforced safety procedures according to AR 385-10 and the TACSOP. o. Enforced environmental-protection procedures according to AR 200-1 and the TACSOP. <p>3. Unit personnel employ field sanitation measures.</p> <ul style="list-style-type: none"> a. Maintained the prescribed load of water purification materials according to AR 40-5, FM 21-10, and the TACSOP. b. Prepared nonpotable water for personal use according to FM 21-10 and the TACSOP. c. Consumed only water designated as potable. d. Maintained latrines and hand-washing facilities according to FM 21-10 and the TACSOP. e. Employed preventive measures against cold and heat injuries. f. Employed personal-hygiene measures. g. Employed preventive measures against arthropod and rodent infestation, to include using skin, clothing, and bed-net repellent. h. Reported field sanitation deficiencies to the FST. i. Employed safety procedures according to AR 385-10 and the TACSOP. j. Employed environmental-protection procedures according to AR 200-1 and the TACSOP. 		

TASK PERFORMANCE / EVALUATION SUMMARY BLOCK							
ITERATION	1	2	3	4	5	M	TOTAL
TOTAL TASK STEPS EVALUATED							
TOTAL TASK STEPS "GO"							
TRAINING STATUS "GO"/"NO-GO"							

"*" indicates a leader task step.

SUPPORTING INDIVIDUAL TASKS: NONE

SUPPORTING COLLECTIVE TASKS: NONE

OPFOR TASKS AND STANDARDS

TASK: Surrender to the Capturing Unit on the Battlefield (5-OPFOR-0024)

CONDITION: The enemy has captured opposing forces (OPFOR) element's soldiers, documents, and equipment sensitive to the OPFOR tactical operations.

STANDARD: The OPFOR soldiers retain or destroy documents and equipment. The OPFOR element surrenders the documents and the equipment of no tactical use to the enemy and attempts to conceal or destroy items of tactical value. The OPFOR element attempts escape and evasion. 1. Prevents the successful capture of the documents and the equipment. 2. Destroys the documents and the equipment. 3. Removes identifying markings from the equipment. 4. Removes unit-identifying insignia. 5. Provides misleading information. 6. Plans an escape. 7. Delays movement to the nearest collection point. 8. Prevents safeguarding of the enemy prisoners of war (EPWs) in order to cause embarrassment to the United States (US).

TASK: Disrupt a Route Reconnaissance (5-OPFOR-0021)

CONDITION: The enemy is conducting a route reconnaissance. The opposing forces (OPFOR) element is positioned along the enemy's route.

STANDARD: The OPFOR element attempts to disrupt a squad/section conducting a route reconnaissance. 1. Prevents the unit from meeting its specified time schedule. 2. Forces the unit to deviate from its specified route. 3. Prevents the unit from reaching its assigned destination. 4. Surprises the squad/section. 5. Inflicts casualties on the unit.

TASK: Conduct an Aerial Reconnaissance (5-OPFOR-0010)

CONDITION: The opposing forces (OPFOR) headquarters (HQ) element requires intelligence on the locations and identification of the enemy elements. Aircraft is dispatched to take photographs and make a visual inspection of the enemy rear area.

STANDARD: The OPFOR element gathers photograph intelligence of the enemy. 1. Photographs the assigned sectors. 2. Makes quick visual checks where the ceiling is low. 3. Locates enemy positions in the area, particularly support and storage bases, and command and control (C2) facilities. 4. Sustains no loss of aircraft. 5. Reports priority intelligence requirements (PIR) and other information requirements to the OPFOR HQ.

TASK: Conduct a Raid (5-OPFOR-0004)

CONDITION: The opposing forces (OPFOR) element has occupied an objective rally point and has orders to conduct a raid on a combat service support (CSS) base.

STANDARD: The OPFOR element infiltrates the enemy's base and destroys all of the targets. 1. Surprises the enemy forces. 2. Assaults the support base and accomplishes the assigned tasks. 3. Destroys the specified equipment and supplies. 4. Avoids being decisively engaged. 5. Withdraws all personnel from the objective areas within the time prescribed. 6. Obtains all priority intelligence requirements (PIR) from the raid site. 7. Sustains only light casualties from enemy fire.

TASK: Defeat Obstacles (5-OPFOR-0009)

CONDITION: The opposing forces (OPFOR) element encounters an obstacle that blocks the avenue of approach as it advances upon the enemy forces.

STANDARD: The OPFOR element bypasses or breaches the enemy obstacle. 1. Detects the obstacle before halting its main body. 2. Defeats the obstacle. a. Bypasses the obstacle without entering the engagement areas. b. Breaches the obstacle within 45 minutes and passes its entire force through the obstacle. 3. Does not incur degradation to the point that the mission must be discontinued.

TASK: Conduct an Attack (5-OPFOR-0008)

CONDITION: The enemy is conducting tactical operations. The opposing forces (OPFOR) element receives orders to attack the enemy, the area of occupation, or the main supply route (MSR) with smoke.

STANDARD: The OPFOR element disrupts the enemy's movement and smoke operations. 1. Determines the delivery method of the smoke attack. 2. Locates the target. 3. Delivers the smoke attack downwind. 4. Attacks the enemy with smoke, and surge attacks when the enemy responds to the smoke.

TASK: Disrupt Construction of Vehicle Fighting Positions (5-OPFOR-0020)

CONDITION: The opposing forces (OPFOR) element has located the enemy. The priority intelligence requirements (PIR) and other intelligence obtained by OPFOR patrols indicate the enemy is constructing vehicle fighting positions within its defensive area. The OPFOR element has automatic and antiarmor weapons and light mortars.

STANDARD: The OPFOR element attempts to disrupt the enemy's efforts to establish vehicle fighting positions. 1. Locates the defensive area. 2. Surprises the main body. 3. Penetrates the defensive area with squad-size probes. 4. Inflicts casualties on the unit. 5. Destroys vehicles. 6. Disrupts the unit's preparations (prevents or delays beyond the unit's allotted time).

TASK: Disrupt an Engineer Reconnaissance (5-OPFOR-0022)

CONDITION: The enemy is conducting an engineer reconnaissance. The opposing forces (OPFOR) element is positioned along the enemy's route.

STANDARD: The OPFOR element disrupts an engineer reconnaissance. 1. Prevents the unit from meeting its specified time schedule. 2. Forces the unit to deviate from its specified route. 3. Prevents the unit from accomplishing its assigned engineer reconnaissance. 4. Surprises the unit conducting the reconnaissance.

TASK: Conduct Terrorist and Saboteur Attacks (5-OPFOR-0005)

CONDITION: The opposing forces (OPFOR) element dispatches small teams into the enemy's rear area to disrupt combat service support (CSS) operations.

STANDARD: The enemy sustains disrupted command and control (C2), destroyed equipment and supplies, and light casualties. 1. Locates rear support bases and C2 facilities. 2. Delays and disrupts CSS operations through probes. 3. Infiltrates CSS bases to conduct sabotage and terrorist activities. 4. Inflicts light casualties. 5. Destroys supplies and equipment.

TASK: Defend a Minefield (5-OPFOR-0023)

CONDITION: The enemy is conducting a minefield sweeping operation. The opposing forces (OPFOR) element has a minefield placed in the enemy's path. The minefield is under constant observation and fire.

STANDARD: The OPFOR element defends a minefield against an enemy element conducting a minefield sweeping operation. 1. Prevents the unit from detecting the obstacle. 2. Disrupts the minefield sweeping operation. 3. Prevents the unit from conducting the minefield sweeping operation, prevents the unit from moving all personnel through the breach, or delays the completion of the minefield sweeping operation for more than 45 minutes.

TASK: Conduct an Ambush (5-OPFOR-0007)

CONDITION: The enemy is moving in a convoy. The opposing forces (OPFOR) element is positioned along the enemy's route.

STANDARD: The OPFOR element inflicts casualties on the enemy and causes vehicle and equipment damage. 1. Prepares an ambush site before the element arrives. 2. Surprises march element forces. 3. Inflicts heavy casualties within the designated kill zone. 4. Inflicts heavy damage to the vehicles and the equipment within the designated kill zone. 5. Delays the march element from reaching a specified destination for a specified period of time. 6. Withdraws on order. 7. Sustains no casualties. 8. Reports actions to superiors.

TASK: Maintain Contact (5-OPFOR-0003)

CONDITION: The opposing forces (OPFOR) element is engaged with enemy base-defense forces. The enemy forces are withdrawing under pressure.

STANDARD: The OPFOR element maintains enemy contact while the enemy withdraws. 1. Engages the enemy forces decisively. 2. Advances the OPFOR as the enemy forces withdraw. 3. Inflicts heavy casualties. 4. Captures the members of the enemy force. 5. Captures documents and equipment. 6. Safeguards the captured documents, the equipment, and the personnel.

TASK: Disrupt a Net Control Station (NCS) (5-OPFOR-0019)

CONDITION: The enemy has established a NCS. The opposing forces (OPFOR) element has radio and jamming equipment.

STANDARD: The OPFOR element attempts to disrupt an NCS. 1. Attempts to locate the radio frequency that the unit is operating on. 2. Attempts to enter the radio net. 3. Attempts to issue "bogus" orders to a unit on the net. 4. Jams the radio frequency and forces the unit to go to an alternate frequency.

TASK: Disrupt Defensive Preparations (5-OPFOR-0018)

CONDITION: The opposing forces (OPFOR) element has located the enemy. Priority intelligence requirements (PIR) and other intelligence requirements obtained by OPFOR patrols indicate that the enemy elements are establishing defensive positions. The OPFOR element has automatic and antiarmor weapons and light mortars.

STANDARD: The OPFOR element disrupts and delays the enemy's defensive preparations. 1. Locates and penetrates the enemy's security system. 2. Forces the enemy to delay defensive preparations. 3. Disrupts the enemy's obstacle preparations.

TASK: Disrupt Enemy Movement and Operations Using Tactical Nuclear Weapons (5-OPFOR-0016)

CONDITION: The opposing forces (OPFOR) element has located the enemy. Priority intelligence requirements (PIR) and other intelligence requirements have been obtained by OPFOR patrols. Tactical nuclear weapons are employed against key locations in the rear area.

STANDARD: The OPFOR element disrupts enemy movement and operations. 1. Disrupts or delays the movement of the enemy's equipment and supplies to the forward areas. 2. Destroys enemy equipment and supplies. 3. Inflicts a high rate of nuclear casualties among the enemy forces. 4. Denies the enemy the use of specified areas. 5. Contaminates the enemy's equipment and supplies.

TASK: Disrupt Quarters Party Operations (5-OPFOR-0017)

CONDITION: The enemy is conducting quarters party operations. It has established an assembly area (AA) but has not moved in the main body.

STANDARD: The opposing forces (OPFOR) element attempts to disrupt quarters party operations and infiltrate the enemy's AA. 1. Locates the quarters party and the AA. 2. Surprises the main body. 3. Penetrates the AA with squad-size probes. 4. Inflicts personnel casualties and vehicle damage. 5. Disrupts the unit's preparations (prevents or delays beyond the unit's allotted time).

TASK: Disrupt Enemy Movement and Operations Using Persistent and Nonpersistent Chemical Weapons (5-OPFOR-0015)

CONDITION: The opposing forces (OPFOR) element has located the enemy. Priority intelligence requirements (PIR) and other intelligence requirements have been obtained by OPFOR patrols. The OPFOR units deliver chemical agents, by means of conventional artillery weapons or aircraft, along selected supply routes and key bases in the rear area.

STANDARD: The OPFOR element disrupts enemy movement and operations using persistent and nonpersistent chemical weapons. 1. Delivers chemical agents in low and densely wooded areas. 2. Delays the movement of enemy supplies and equipment to the forward areas. 3. Restricts the movement of the enemy units in the rear area. 4. Channels the movement of enemy units into predesignated ambush areas. 5. Contaminates enemy supplies and equipment. 6. Inflicts a high rate of casualties on enemy forces.

TASK: Disrupt Movement (5-OPFOR-0014)

CONDITION: The enemy is expected to move through the opposing forces (OPFOR) element's area of operations. The OPFOR element has received an operation order (OPORD) or fragmentary order (FRAGO) to disrupt enemy movement. The enemy has the capability to defend with direct fire and antiarmor weapons.

STANDARD: The OPFOR element delays enemy movement. 1. Delays the element. 2. Forces the element to deviate from its route. 3. Prevents the element from reaching its destination. 4. Surprises the element's main body.

TASK: Counter Passage of Lines (5-OPFOR-0012)

CONDITION: Enemy forces are in defensive positions, but they are expected to attempt passage-of-lines operations. The opposing forces (OPFOR) received orders to disrupt enemy passage-of-lines operations.

STANDARD: The OPFOR element delays or prevents enemy passage of lines. 1. Delays the passage. 2. Prevents the company from moving all personnel through the stationary unit. 3. Engages the main body of either the moving or the stationary unit.

TASK: Disrupt Assembly Area (AA) Activities (5-OPFOR-0013)

CONDITION: Intelligence reports indicate that platoon- and company-size enemy units are operating in the opposing forces (OPFOR) area of operations. Enemy units can defend from AAs with direct fire, antiarmor weapons, and indirect fire. The enemy has close air support (CAS) and nuclear, biological, and chemical (NBC) capabilities.

STANDARD: The OPFOR element locates and disrupts the enemy's AA activities. 1. Locates the element's AA. 2. Probes the AA with squad- or team-size elements. 3. Inflicts more than 5 percent casualties on the element. 4. Disrupts the element's preparations (prevents or delays beyond the element's allotted time).

TASK: Attack (5-OPFOR-0001)

CONDITION: The opposing forces (OPFOR) element has located the enemy. The priority intelligence requirements (PIR) and the other intelligence requirements have been obtained by OPFOR patrols. The OPFOR element has automatic and antiarmor weapons and light mortars.

STANDARD: The OPFOR element attempts to seize the terrain, the vehicles, or the equipment. 1. Develops an attack plan. 2. Surprises the enemy unit's main body. 3. Initiates the attack using a scheme of maneuver that exploits the enemy's flanks, gaps, and weaknesses. 4. Uses covered and concealed routes to approach the enemy forces' flanks, gaps, or weakly held areas. 5. Employs indirect fire to support the attack. 6. Penetrates enemy defenses. 7. Destroys the equipment and the supplies. 8. Inflicts heavy casualties. 9. Isolates the combat service support (CSS) base by blocking the reinforcements. 10. Forces the enemy units to displace. 11. Avoids being fixed in one position. 12. Withdraws before the CSS base is reinforced with tactical combat forces.

TASK: Conduct Air Attacks (5-OPFOR-0002)

CONDITION: The opposing forces (OPFOR) element in the rear area has forwarded the positions of the enemy support sites or the locations of moving elements. The OPFOR aircraft have been dispatched to attack enemy installations or convoys.

STANDARD: The OPFOR element attempts to delay, disrupt, or damage the enemy targets by air. 1. Locates the target (support sites or convoys). 2. Makes attack runs on the designated targets. 3. Inflicts heavy damage to the selected target. 4. Sustains no loss of aircraft. 5. Delays moving the force for more than one hour.

TASK: Conduct Sniper Operations (5-OPFOR-0006)

CONDITION: The opposing forces (OPFOR) element has assigned snipers (regular or irregular elements) in the enemy's rear area along the main supply route (MSR) and near support sites.

STANDARD: The OPFOR element kills or wounds targets. 1. Sets up a well-concealed location. 2. Engages vehicle drivers or personnel on foot with short bursts of semiautomatic fire. 3. Kills or wounds selected targets. 4. Prevents the position from being discovered by enemy forces. 5. Evacuates the area without being spotted. 6. Reports all specified priority intelligence requirements (PIR) and other intelligence requirements to the OPFOR headquarters (HQ).

ELEMENT: Company Headquarters

TASK: Perform Unit Graves Registration (GRREG) Operations (10-2-0318.05-T01A)
 (FM 10-64) (FM 3-4) (FM 3-5)

ITERATION: 1 2 3 4 5 M (Circle)

COMMANDER/LEADER ASSESSMENT: T P U (Circle)

CONDITIONS: The element has sustained fatalities. The tactical situation permits GRREG operations to be performed. Some remains may be contaminated. The tactical standing operating procedure (TACSOP) is available. There are no GRREG personnel available; nonmortuary affairs personnel perform the task. The theater commander has authorized emergency burials.

NOTE: Only those tasks deemed mission-essential by the commander are performed in mission-oriented protection posture (MOPP) 4. Some iterations of this task should be performed in MOPP4.

TASK STANDARDS: The element either recovers the killed in action (KIA) and evacuates them to a designated mortuary-affair collection point or performs an emergency burial. Personal possessions are not lost. Locations of the emergency graves are recorded and reported to higher headquarters (HQ). These activities are curtailed in MOPP 4. The time required to perform this task is increased when conducting it in MOPP 4.

TASK STEPS AND PERFORMANCE MEASURES	GO	NO-GO
<ul style="list-style-type: none"> * 1. The element commander designates a search-and-recovery team. <ul style="list-style-type: none"> a. Selected a team leader. b. Issued guidance. * 2. The search-and-recovery team leader prepares for the search. <ul style="list-style-type: none"> a. Performed a map or aerial reconnaissance of the search area. b. Identified additional support requirements. c. Requested additional support requirements from higher HQ. d. Identified the search pattern to be used. e. Coordinated nuclear, biological, and chemical (NBC) and explosive ordnance disposal (EOD) assistance with higher HQ. f. Coordinated area security with higher HQ. * 3. The search-and-recovery team leader supervises the search-and-recovery and the evacuation operations. <ul style="list-style-type: none"> a. Briefed the search-and-recovery team on the operational procedures. b. Issued personal effects bags, human remains pouches, if available, and NBC agent tags. c. Assigned the search area. d. Monitored the search-and-recovery team operations for compliance with the TACSOP and the commander's guidance. e. Coordinated evacuation operations with higher HQ. f. Forwarded the situation report (SITREP) to higher HQ according to the TACSOP. 4. The search-and-recovery team conducts the search. <ul style="list-style-type: none"> a. Checked the area immediately for mines or booby traps. b. Searched the assigned areas for remains and personal effects. c. Marked the terrain location of the remains with pegs. d. Collected all disassociated personal effects. e. Recorded the eight-digit grid coordinates of the recovery site. 		

TASK STEPS AND PERFORMANCE MEASURES	GO	NO-GO
<p>5. The search-and-recovery team recovers remains.</p> <ul style="list-style-type: none"> a. Established tentative identification. b. Attached the NBC tag or a tag marked with a large C to the contaminated and contagious remains. c. Attached personal effects to the remains. d. Shrouded the remains with available materials. e. Prepared a sketch of the recovery site. f. Prepared a map overlay of the recovery site. <p>6. The search-and-recovery team evacuates remains.</p> <ul style="list-style-type: none"> a. Verified that personal effects were attached to the remains. b. Loaded the remains in ground transportation, feet first and in aircraft, headfirst. c. Transported the remains in a covered vehicle or aircraft to a designated mortuary-affair collection point. <p>* 7. The search-and-recovery team leader supervises emergency burials.</p> <ul style="list-style-type: none"> a. Identified the specific burial site. b. Supervised the marking of the grave site. c. Supervised the burying of all recovered remains and their personal effects. <p>8. The search-and-recovery team performs emergency burials.</p> <ul style="list-style-type: none"> a. Prepared the grave site. b. Placed the remains in the grave. c. Marked all grave sites. d. Buried the United States, allied, and enemy forces remains with their personal effects in separate grave sites. 		

TASK PERFORMANCE / EVALUATION SUMMARY BLOCK							
ITERATION	1	2	3	4	5	M	TOTAL
TOTAL TASK STEPS EVALUATED							
TOTAL TASK STEPS "GO"							
TRAINING STATUS "GO"/"NO-GO"							

"*" indicates a leader task step.

SUPPORTING INDIVIDUAL TASKS: NONE

SUPPORTING COLLECTIVE TASKS: NONE

OPFOR TASKS AND STANDARDS

TASK: Surrender to the Capturing Unit on the Battlefield (5-OPFOR-0024)

CONDITION: The enemy has captured opposing forces (OPFOR) element's soldiers, documents, and equipment sensitive to the OPFOR tactical operations.

STANDARD: The OPFOR soldiers retain or destroy documents and equipment. The OPFOR element surrenders the documents and the equipment of no tactical use to the enemy and attempts to conceal or destroy items of tactical value. The OPFOR element attempts escape and evasion. 1. Prevents the successful capture of the documents and the equipment. 2. Destroys the documents and the equipment. 3. Removes identifying markings from the equipment. 4. Removes unit-identifying insignia. 5. Provides misleading information. 6. Plans an escape. 7. Delays movement to the nearest collection point. 8. Prevents safeguarding of the enemy prisoners of war (EPWs) in order to cause embarrassment to the United States (US).

TASK: Disrupt a Route Reconnaissance (5-OPFOR-0021)

CONDITION: The enemy is conducting a route reconnaissance. The opposing forces (OPFOR) element is positioned along the enemy's route.

STANDARD: The OPFOR element attempts to disrupt a squad/section conducting a route reconnaissance. 1. Prevents the unit from meeting its specified time schedule. 2. Forces the unit to deviate from its specified route. 3. Prevents the unit from reaching its assigned destination. 4. Surprises the squad/section. 5. Inflicts casualties on the unit.

TASK: Conduct an Aerial Reconnaissance (5-OPFOR-0010)

CONDITION: The opposing forces (OPFOR) headquarters (HQ) element requires intelligence on the locations and identification of the enemy elements. Aircraft is dispatched to take photographs and make a visual inspection of the enemy rear area.

STANDARD: The OPFOR element gathers photograph intelligence of the enemy. 1. Photographs the assigned sectors. 2. Makes quick visual checks where the ceiling is low. 3. Locates enemy positions in the area, particularly support and storage bases, and command and control (C2) facilities. 4. Sustains no loss of aircraft. 5. Reports priority intelligence requirements (PIR) and other information requirements to the OPFOR HQ.

TASK: Conduct a Raid (5-OPFOR-0004)

CONDITION: The opposing forces (OPFOR) element has occupied an objective rally point and has orders to conduct a raid on a combat service support (CSS) base.

STANDARD: The OPFOR element infiltrates the enemy's base and destroys all of the targets. 1. Surprises the enemy forces. 2. Assaults the support base and accomplishes the assigned tasks. 3. Destroys the specified equipment and supplies. 4. Avoids being decisively engaged. 5. Withdraws all personnel from the objective areas within the time prescribed. 6. Obtains all priority intelligence requirements (PIR) from the raid site. 7. Sustains only light casualties from enemy fire.

TASK: Defeat Obstacles (5-OPFOR-0009)

CONDITION: The opposing forces (OPFOR) element encounters an obstacle that blocks the avenue of approach as it advances upon the enemy forces.

STANDARD: The OPFOR element bypasses or breaches the enemy obstacle. 1. Detects the obstacle before halting its main body. 2. Defeats the obstacle. a. Bypasses the obstacle without entering the engagement areas. b. Breaches the obstacle within 45 minutes and passes its entire force through the obstacle. 3. Does not incur degradation to the point that the mission must be discontinued.

TASK: Conduct an Attack (5-OPFOR-0008)

CONDITION: The enemy is conducting tactical operations. The opposing forces (OPFOR) element receives orders to attack the enemy, the area of occupation, or the main supply route (MSR) with smoke.

STANDARD: The OPFOR element disrupts the enemy's movement and smoke operations. 1. Determines the delivery method of the smoke attack. 2. Locates the target. 3. Delivers the smoke attack downwind. 4. Attacks the enemy with smoke, and surge attacks when the enemy responds to the smoke.

TASK: Disrupt Construction of Vehicle Fighting Positions (5-OPFOR-0020)

CONDITION: The opposing forces (OPFOR) element has located the enemy. The priority intelligence requirements (PIR) and other intelligence obtained by OPFOR patrols indicate the enemy is constructing vehicle fighting positions within its defensive area. The OPFOR element has automatic and antiarmor weapons and light mortars.

STANDARD: The OPFOR element attempts to disrupt the enemy's efforts to establish vehicle fighting positions. 1. Locates the defensive area. 2. Surprises the main body. 3. Penetrates the defensive area with squad-size probes. 4. Inflicts casualties on the unit. 5. Destroys vehicles. 6. Disrupts the unit's preparations (prevents or delays beyond the unit's allotted time).

TASK: Disrupt an Engineer Reconnaissance (5-OPFOR-0022)

CONDITION: The enemy is conducting an engineer reconnaissance. The opposing forces (OPFOR) element is positioned along the enemy's route.

STANDARD: The OPFOR element disrupts an engineer reconnaissance. 1. Prevents the unit from meeting its specified time schedule. 2. Forces the unit to deviate from its specified route. 3. Prevents the unit from accomplishing its assigned engineer reconnaissance. 4. Surprises the unit conducting the reconnaissance.

TASK: Conduct Terrorist and Saboteur Attacks (5-OPFOR-0005)

CONDITION: The opposing forces (OPFOR) element dispatches small teams into the enemy's rear area to disrupt combat service support (CSS) operations.

STANDARD: The enemy sustains disrupted command and control (C2), destroyed equipment and supplies, and light casualties. 1. Locates rear support bases and C2 facilities. 2. Delays and disrupts CSS operations through probes. 3. Infiltrates CSS bases to conduct sabotage and terrorist activities. 4. Inflicts light casualties. 5. Destroys supplies and equipment.

TASK: Defend a Minefield (5-OPFOR-0023)

CONDITION: The enemy is conducting a minefield sweeping operation. The opposing forces (OPFOR) element has a minefield placed in the enemy's path. The minefield is under constant observation and fire.

STANDARD: The OPFOR element defends a minefield against an enemy element conducting a minefield sweeping operation. 1. Prevents the unit from detecting the obstacle. 2. Disrupts the minefield sweeping operation. 3. Prevents the unit from conducting the minefield sweeping operation, prevents the unit from moving all personnel through the breach, or delays the completion of the minefield sweeping operation for more than 45 minutes.

TASK: Conduct an Ambush (5-OPFOR-0007)

CONDITION: The enemy is moving in a convoy. The opposing forces (OPFOR) element is positioned along the enemy's route.

STANDARD: The OPFOR element inflicts casualties on the enemy and causes vehicle and equipment damage. 1. Prepares an ambush site before the element arrives. 2. Surprises march element forces. 3. Inflicts heavy casualties within the designated kill zone. 4. Inflicts heavy damage to the vehicles and the equipment within the designated kill zone. 5. Delays the march element from reaching a specified destination for a specified period of time. 6. Withdraws on order. 7. Sustains no casualties. 8. Reports actions to superiors.

TASK: Maintain Contact (5-OPFOR-0003)

CONDITION: The opposing forces (OPFOR) element is engaged with enemy base-defense forces. The enemy forces are withdrawing under pressure.

STANDARD: The OPFOR element maintains enemy contact while the enemy withdraws. 1. Engages the enemy forces decisively. 2. Advances the OPFOR as the enemy forces withdraw. 3. Inflicts heavy casualties. 4. Captures the members of the enemy force. 5. Captures documents and equipment. 6. Safeguards the captured documents, the equipment, and the personnel.

TASK: Disrupt a Net Control Station (NCS) (5-OPFOR-0019)

CONDITION: The enemy has established a NCS. The opposing forces (OPFOR) element has radio and jamming equipment.

STANDARD: The OPFOR element attempts to disrupt an NCS. 1. Attempts to locate the radio frequency that the unit is operating on. 2. Attempts to enter the radio net. 3. Attempts to issue "bogus" orders to a unit on the net. 4. Jams the radio frequency and forces the unit to go to an alternate frequency.

TASK: Disrupt Defensive Preparations (5-OPFOR-0018)

CONDITION: The opposing forces (OPFOR) element has located the enemy. Priority intelligence requirements (PIR) and other intelligence requirements obtained by OPFOR patrols indicate that the enemy elements are establishing defensive positions. The OPFOR element has automatic and antiarmor weapons and light mortars.

STANDARD: The OPFOR element disrupts and delays the enemy's defensive preparations. 1. Locates and penetrates the enemy's security system. 2. Forces the enemy to delay defensive preparations. 3. Disrupts the enemy's obstacle preparations.

TASK: Disrupt Enemy Movement and Operations Using Tactical Nuclear Weapons (5-OPFOR-0016)

CONDITION: The opposing forces (OPFOR) element has located the enemy. Priority intelligence requirements (PIR) and other intelligence requirements have been obtained by OPFOR patrols. Tactical nuclear weapons are employed against key locations in the rear area.

STANDARD: The OPFOR element disrupts enemy movement and operations. 1. Disrupts or delays the movement of the enemy's equipment and supplies to the forward areas. 2. Destroys enemy equipment and supplies. 3. Inflicts a high rate of nuclear casualties among the enemy forces. 4. Denies the enemy the use of specified areas. 5. Contaminates the enemy's equipment and supplies.

TASK: Disrupt Quartering Party Operations (5-OPFOR-0017)

CONDITION: The enemy is conducting quartering party operations. It has established an assembly area (AA) but has not moved in the main body.

STANDARD: The opposing forces (OPFOR) element attempts to disrupt quartering party operations and infiltrate the enemy's AA. 1. Locates the quartering party and the AA. 2. Surprises the main body. 3. Penetrates the AA with squad-size probes. 4. Inflicts personnel casualties and vehicle damage. 5. Disrupts the unit's preparations (prevents or delays beyond the unit's allotted time).

TASK: Disrupt Enemy Movement and Operations Using Persistent and Nonpersistent Chemical Weapons (5-OPFOR-0015)

CONDITION: The opposing forces (OPFOR) element has located the enemy. Priority intelligence requirements (PIR) and other intelligence requirements have been obtained by OPFOR patrols. The OPFOR units deliver chemical agents, by means of conventional artillery weapons or aircraft, along selected supply routes and key bases in the rear area.

STANDARD: The OPFOR element disrupts enemy movement and operations using persistent and nonpersistent chemical weapons. 1. Delivers chemical agents in low and densely wooded areas. 2. Delays the movement of enemy supplies and equipment to the forward areas. 3. Restricts the movement of the enemy units in the rear area. 4. Channels the movement of enemy units into predesignated ambush areas. 5. Contaminates enemy supplies and equipment. 6. Inflicts a high rate of casualties on enemy forces.

TASK: Disrupt Movement (5-OPFOR-0014)

CONDITION: The enemy is expected to move through the opposing forces (OPFOR) element's area of operations. The OPFOR element has received an operation order (OPORD) or fragmentary order (FRAGO) to disrupt enemy movement. The enemy has the capability to defend with direct fire and antiarmor weapons.

STANDARD: The OPFOR element delays enemy movement. 1. Delays the element. 2. Forces the element to deviate from its route. 3. Prevents the element from reaching its destination. 4. Surprises the element's main body.

TASK: Counter Passage of Lines (5-OPFOR-0012)

CONDITION: Enemy forces are in defensive positions, but they are expected to attempt passage-of-lines operations. The opposing forces (OPFOR) received orders to disrupt enemy passage-of-lines operations.

STANDARD: The OPFOR element delays or prevents enemy passage of lines. 1. Delays the passage. 2. Prevents the company from moving all personnel through the stationary unit. 3. Engages the main body of either the moving or the stationary unit.

TASK: Disrupt Assembly Area (AA) Activities (5-OPFOR-0013)

CONDITION: Intelligence reports indicate that platoon- and company-size enemy units are operating in the opposing forces (OPFOR) area of operations. Enemy units can defend from AAs with direct fire, antiarmor weapons, and indirect fire. The enemy has close air support (CAS) and nuclear, biological, and chemical (NBC) capabilities.

STANDARD: The OPFOR element locates and disrupts the enemy's AA activities. 1. Locates the element's AA. 2. Probes the AA with squad- or team-size elements. 3. Inflicts more than 5 percent casualties on the element. 4. Disrupts the element's preparations (prevents or delays beyond the element's allotted time).

TASK: Attack (5-OPFOR-0001)

CONDITION: The opposing forces (OPFOR) element has located the enemy. The priority intelligence requirements (PIR) and the other intelligence requirements have been obtained by OPFOR patrols. The OPFOR element has automatic and antiarmor weapons and light mortars.

STANDARD: The OPFOR element attempts to seize the terrain, the vehicles, or the equipment. 1. Develops an attack plan. 2. Surprises the enemy unit's main body. 3. Initiates the attack using a scheme of maneuver that exploits the enemy's flanks, gaps, and weaknesses. 4. Uses covered and concealed routes to approach the enemy forces' flanks, gaps, or weakly held areas. 5. Employs indirect fire to support the attack. 6. Penetrates enemy defenses. 7. Destroys the equipment and the supplies. 8. Inflicts heavy casualties. 9. Isolates the combat service support (CSS) base by blocking the reinforcements. 10. Forces the enemy units to displace. 11. Avoids being fixed in one position. 12. Withdraws before the CSS base is reinforced with tactical combat forces.

TASK: Conduct Air Attacks (5-OPFOR-0002)

CONDITION: The opposing forces (OPFOR) element in the rear area has forwarded the positions of the enemy support sites or the locations of moving elements. The OPFOR aircraft have been dispatched to attack enemy installations or convoys.

STANDARD: The OPFOR element attempts to delay, disrupt, or damage the enemy targets by air. 1. Locates the target (support sites or convoys). 2. Makes attack runs on the designated targets. 3. Inflicts heavy damage to the selected target. 4. Sustains no loss of aircraft. 5. Delays moving the force for more than one hour.

TASK: Conduct Sniper Operations (5-OPFOR-0006)

CONDITION: The opposing forces (OPFOR) element has assigned snipers (regular or irregular elements) in the enemy's rear area along the main supply route (MSR) and near support sites.

STANDARD: The OPFOR element kills or wounds targets. 1. Sets up a well-concealed location. 2. Engages vehicle drivers or personnel on foot with short bursts of semiautomatic fire. 3. Kills or wounds selected targets. 4. Prevents the position from being discovered by enemy forces. 5. Evacuates the area without being spotted. 6. Reports all specified priority intelligence requirements (PIR) and other intelligence requirements to the OPFOR headquarters (HQ).

ELEMENTS: Company Headquarters
 Maintenance Section
 Horizontal Construction Platoon

TASK: Provide a Field Cable or Wire System (11-5-0121.05-T01A)
 (FM 24-19) (TC 24-20) (TM 11-3895-203-15)
 (TM 11-5805-262-12) (TM 11-5805-294-12)

ITERATION: 1 2 3 4 5 M (Circle)
COMMANDER/LEADER ASSESSMENT: T P U (Circle)

CONDITIONS: The unit receives a fragmentary order (FRAGO) and a briefing on the size and shape of the facility or supported command post (CP), the location of each element, the required instruments, and the installation priority. Digital units have performed functionality checks, and systems are operational. Some iterations of this task should be performed in MOPP4.

TASK STANDARDS: The internal communications network is set up according to the unit's standing operating procedure (SOP) or the commander's guidance, and is operational by the time specified in the order. The time required to perform this task is increased when conducting it in mission-oriented protection posture (MOPP) 4.

TASK STEPS AND PERFORMANCE MEASURES	GO	NO-GO
<p>* 1. The section leader prepares a telephone cable or wire installation plan.</p> <ul style="list-style-type: none"> a. Selected a wire route (based on a map study) that met the requirements of the tactical situation and was easy to construct and maintain. b. Selected the most direct primary and alternate wire routes after conducting a ground reconnaissance. c. Prepared an interim plan indicating the routes of the wire lines. d. Allocated the manpower and materials to accomplish the task. e. Prepared a telephone traffic diagram showing the number of telephone circuits in the communications system. f. Prepared a telephone directory according to the signal operation instructions (SOI) or the standing signal instructions (SSI). Included the names and numbers of the telephone system users. <p>2. The section installs a telephone switchboard (SB).</p> <ul style="list-style-type: none"> a. Inspected the equipment for accountability and serviceability according to the packing list and the appropriate technical manual (TM). Used the end-item list if no packing list was available. b. Positioned the telephone SB on a flat surface, such as a table, packing box, or ledge in a foxhole, but not directly on the ground. Used a poncho, shelter half, or canvas to protect the SB from the elements. c. Laid the SB on its side with the nameplate up. d. Grounded the equipment using proper grounding techniques according to the appropriate TM. e. Performed SB preoperation procedures according to the appropriate TM. f. Labeled the SB according to the traffic diagram. g. Connected the local and trunk wire lines. <p>3. The section installs internal wiring and telephones.</p> <ul style="list-style-type: none"> a. Installed the distribution box. b. Tested the field cable or wire before installing. c. Laid the field wire and installed telephones according to the priority established by the communications section leader. 		

TASK STEPS AND PERFORMANCE MEASURES	GO	NO-GO
<ul style="list-style-type: none"> d. Secured the field wire at all the starting points and at any changes of direction to reduce the strain. e. Used proper hardware (anything that did not cut or damage the wire) and ties (basket hitch, loop knot, clove hitch, or drop loop) for hanging tension bridges and securing points. f. Tagged the wire ties. g. Used the terrain and vegetation to enhance concealment. h. Ensured that all overhead wire construction met clearance requirements of at least 5.5 meters above secondary roads and 7.2 meters above primary roads. i. Finished the line route map indicating the routes of wire lines, SBs, switching centrals, and test stations; the number of circuits along a route; and the type of wire construction. <p>4. The section operates the telephone SB.</p> <ul style="list-style-type: none"> a. Tested the SB to ensure that it was operational. b. Used the turning hand-ringing generator on the telephone (TA 312/PT) to terminate and ring off circuits as they became available to called parties. c. Processed calls. d. Updated the traffic diagram, as required. e. Performed operator preventive-maintenance checks and services (PMCS) on the SB according to the appropriate TM. <p>5. The section performs PMCS on the field cable or wire lines.</p> <ul style="list-style-type: none"> a. Maintained a 20-percent slack in the field cable or wire lines. b. Kept all wire splices and cable locks clear of standing water. 		

TASK PERFORMANCE / EVALUATION SUMMARY BLOCK							
ITERATION	1	2	3	4	5	M	TOTAL
TOTAL TASK STEPS EVALUATED							
TOTAL TASK STEPS "GO"							
TRAINING STATUS "GO"/"NO-GO"							

"*" indicates a leader task step.

SUPPORTING INDIVIDUAL TASKS

Task Number	Task Title	References
052-191-1501	Perform Individual Camouflage	STP 21-1-SMCT

SUPPORTING COLLECTIVE TASKS: NONE

OPFOR TASKS AND STANDARDS

TASK: Surrender to the Capturing Unit on the Battlefield (5-OPFOR-0024)

CONDITION: The enemy has captured opposing forces (OPFOR) element's soldiers, documents, and equipment sensitive to the OPFOR tactical operations.

STANDARD: The OPFOR soldiers retain or destroy documents and equipment. The OPFOR element surrenders the documents and the equipment of no tactical use to the enemy and attempts to conceal or destroy items of tactical value. The OPFOR element attempts escape and evasion. 1. Prevents the successful capture of the documents and the equipment. 2. Destroys the documents and the equipment. 3. Removes identifying markings from the equipment. 4. Removes unit-identifying insignia. 5. Provides misleading information. 6. Plans an escape. 7. Delays movement to the nearest collection point. 8. Prevents safeguarding of the enemy prisoners of war (EPWs) in order to cause embarrassment to the United States (US).

TASK: Disrupt Defensive Preparations (5-OPFOR-0018)

CONDITION: The opposing forces (OPFOR) element has located the enemy. Priority intelligence requirements (PIR) and other intelligence requirements obtained by OPFOR patrols indicate that the enemy elements are establishing defensive positions. The OPFOR element has automatic and antiarmor weapons and light mortars.

STANDARD: The OPFOR element disrupts and delays the enemy's defensive preparations. 1. Locates and penetrates the enemy's security system. 2. Forces the enemy to delay defensive preparations. 3. Disrupts the enemy's obstacle preparations.

TASK: Disrupt a Route Reconnaissance (5-OPFOR-0021)

CONDITION: The enemy is conducting a route reconnaissance. The opposing forces (OPFOR) element is positioned along the enemy's route.

STANDARD: The OPFOR element attempts to disrupt a squad/section conducting a route reconnaissance. 1. Prevents the unit from meeting its specified time schedule. 2. Forces the unit to deviate from its specified route. 3. Prevents the unit from reaching its assigned destination. 4. Surprises the squad/section. 5. Inflicts casualties on the unit.

TASK: Conduct an Aerial Reconnaissance (5-OPFOR-0010)

CONDITION: The opposing forces (OPFOR) headquarters (HQ) element requires intelligence on the locations and identification of the enemy elements. Aircraft is dispatched to take photographs and make a visual inspection of the enemy rear area.

STANDARD: The OPFOR element gathers photograph intelligence of the enemy. 1. Photographs the assigned sectors. 2. Makes quick visual checks where the ceiling is low. 3. Locates enemy positions in the area, particularly support and storage bases, and command and control (C2) facilities. 4. Sustains no loss of aircraft. 5. Reports priority intelligence requirements (PIR) and other information requirements to the OPFOR HQ.

TASK: Conduct a Raid (5-OPFOR-0004)

CONDITION: The opposing forces (OPFOR) element has occupied an objective rally point and has orders to conduct a raid on a combat service support (CSS) base.

STANDARD: The OPFOR element infiltrates the enemy's base and destroys all of the targets. 1. Surprises the enemy forces. 2. Assaults the support base and accomplishes the assigned tasks. 3. Destroys the specified equipment and supplies. 4. Avoids being decisively engaged. 5. Withdraws all personnel from the objective areas within the time prescribed. 6. Obtains all priority intelligence requirements (PIR) from the raid site. 7. Sustains only light casualties from enemy fire.

TASK: Defeat Obstacles (5-OPFOR-0009)

CONDITION: The opposing forces (OPFOR) element encounters an obstacle that blocks the avenue of approach as it advances upon the enemy forces.

STANDARD: The OPFOR element bypasses or breaches the enemy obstacle. 1. Detects the obstacle before halting its main body. 2. Defeats the obstacle. a. Bypasses the obstacle without entering the engagement areas. b. Breaches the obstacle within 45 minutes and passes its entire force through the obstacle. 3. Does not incur degradation to the point that the mission must be discontinued.

TASK: Conduct an Attack (5-OPFOR-0008)

CONDITION: The enemy is conducting tactical operations. The opposing forces (OPFOR) element receives orders to attack the enemy, the area of occupation, or the main supply route (MSR) with smoke.

STANDARD: The OPFOR element disrupts the enemy's movement and smoke operations. 1. Determines the delivery method of the smoke attack. 2. Locates the target. 3. Delivers the smoke attack downwind. 4. Attacks the enemy with smoke, and surge attacks when the enemy responds to the smoke.

TASK: Disrupt Construction of Vehicle Fighting Positions (5-OPFOR-0020)

CONDITION: The opposing forces (OPFOR) element has located the enemy. The priority intelligence requirements (PIR) and other intelligence obtained by OPFOR patrols indicate the enemy is constructing vehicle fighting positions within its defensive area. The OPFOR element has automatic and antiarmor weapons and light mortars.

STANDARD: The OPFOR element attempts to disrupt the enemy's efforts to establish vehicle fighting positions. 1. Locates the defensive area. 2. Surprises the main body. 3. Penetrates the defensive area with squad-size probes. 4. Inflicts casualties on the unit. 5. Destroys vehicles. 6. Disrupts the unit's preparations (prevents or delays beyond the unit's allotted time).

TASK: Disrupt an Engineer Reconnaissance (5-OPFOR-0022)

CONDITION: The enemy is conducting an engineer reconnaissance. The opposing forces (OPFOR) element is positioned along the enemy's route.

STANDARD: The OPFOR element disrupts an engineer reconnaissance. 1. Prevents the unit from meeting its specified time schedule. 2. Forces the unit to deviate from its specified route. 3. Prevents the unit from accomplishing its assigned engineer reconnaissance. 4. Surprises the unit conducting the reconnaissance.

TASK: Conduct Terrorist and Saboteur Attacks (5-OPFOR-0005)

CONDITION: The opposing forces (OPFOR) element dispatches small teams into the enemy's rear area to disrupt combat service support (CSS) operations.

STANDARD: The enemy sustains disrupted command and control (C2), destroyed equipment and supplies, and light casualties. 1. Locates rear support bases and C2 facilities. 2. Delays and disrupts CSS operations through probes. 3. Infiltrates CSS bases to conduct sabotage and terrorist activities. 4. Inflicts light casualties. 5. Destroys supplies and equipment.

TASK: Defend a Minefield (5-OPFOR-0023)

CONDITION: The enemy is conducting a minefield sweeping operation. The opposing forces (OPFOR) element has a minefield placed in the enemy's path. The minefield is under constant observation and fire.

STANDARD: The OPFOR element defends a minefield against an enemy element conducting a minefield sweeping operation. 1. Prevents the unit from detecting the obstacle. 2. Disrupts the minefield sweeping operation. 3. Prevents the unit from conducting the minefield sweeping operation, prevents the unit from moving all personnel through the breach, or delays the completion of the minefield sweeping operation for more than 45 minutes.

TASK: Conduct an Ambush (5-OPFOR-0007)

CONDITION: The enemy is moving in a convoy. The opposing forces (OPFOR) element is positioned along the enemy's route.

STANDARD: The OPFOR element inflicts casualties on the enemy and causes vehicle and equipment damage. 1. Prepares an ambush site before the element arrives. 2. Surprises march element forces. 3. Inflicts heavy casualties within the designated kill zone. 4. Inflicts heavy damage to the vehicles and the equipment within the designated kill zone. 5. Delays the march element from reaching a specified destination for a specified period of time. 6. Withdraws on order. 7. Sustains no casualties. 8. Reports actions to superiors.

TASK: Maintain Contact (5-OPFOR-0003)

CONDITION: The opposing forces (OPFOR) element is engaged with enemy base-defense forces. The enemy forces are withdrawing under pressure.

STANDARD: The OPFOR element maintains enemy contact while the enemy withdraws. 1. Engages the enemy forces decisively. 2. Advances the OPFOR as the enemy forces withdraw. 3. Inflicts heavy casualties. 4. Captures the members of the enemy force. 5. Captures documents and equipment. 6. Safeguards the captured documents, the equipment, and the personnel.

TASK: Disrupt a Net Control Station (NCS) (5-OPFOR-0019)

CONDITION: The enemy has established a NCS. The opposing forces (OPFOR) element has radio and jamming equipment.

STANDARD: The OPFOR element attempts to disrupt an NCS. 1. Attempts to locate the radio frequency that the unit is operating on. 2. Attempts to enter the radio net. 3. Attempts to issue "bogus" orders to a unit on the net. 4. Jams the radio frequency and forces the unit to go to an alternate frequency.

TASK: Disrupt Enemy Movement and Operations Using Tactical Nuclear Weapons (5-OPFOR-0016)

CONDITION: The opposing forces (OPFOR) element has located the enemy. Priority intelligence requirements (PIR) and other intelligence requirements have been obtained by OPFOR patrols. Tactical nuclear weapons are employed against key locations in the rear area.

STANDARD: The OPFOR element disrupts enemy movement and operations. 1. Disrupts or delays the movement of the enemy's equipment and supplies to the forward areas. 2. Destroys enemy equipment and supplies. 3. Inflicts a high rate of nuclear casualties among the enemy forces. 4. Denies the enemy the use of specified areas. 5. Contaminates the enemy's equipment and supplies.

TASK: Disrupt Quartering Party Operations (5-OPFOR-0017)

CONDITION: The enemy is conducting quartering party operations. It has established an assembly area (AA) but has not moved in the main body.

STANDARD: The opposing forces (OPFOR) element attempts to disrupt quartering party operations and infiltrate the enemy's AA. 1. Locates the quartering party and the AA. 2. Surprises the main body. 3. Penetrates the AA with squad-size probes. 4. Inflicts personnel casualties and vehicle damage. 5. Disrupts the unit's preparations (prevents or delays beyond the unit's allotted time).

TASK: Disrupt Enemy Movement and Operations Using Persistent and Nonpersistent Chemical Weapons (5-OPFOR-0015)

CONDITION: The opposing forces (OPFOR) element has located the enemy. Priority intelligence requirements (PIR) and other intelligence requirements have been obtained by OPFOR patrols. The OPFOR units deliver chemical agents, by means of conventional artillery weapons or aircraft, along selected supply routes and key bases in the rear area.

STANDARD: The OPFOR element disrupts enemy movement and operations using persistent and nonpersistent chemical weapons. 1. Delivers chemical agents in low and densely wooded areas. 2. Delays the movement of enemy supplies and equipment to the forward areas. 3. Restricts the movement of the enemy units in the rear area. 4. Channels the movement of enemy units into predesignated ambush areas. 5. Contaminates enemy supplies and equipment. 6. Inflicts a high rate of casualties on enemy forces.

TASK: Disrupt Movement (5-OPFOR-0014)

CONDITION: The enemy is expected to move through the opposing forces (OPFOR) element's area of operations. The OPFOR element has received an operation order (OPORD) or fragmentary order (FRAGO) to disrupt enemy movement. The enemy has the capability to defend with direct fire and antiarmor weapons.

STANDARD: The OPFOR element delays enemy movement. 1. Delays the element. 2. Forces the element to deviate from its route. 3. Prevents the element from reaching its destination. 4. Surprises the element's main body.

TASK: Counter Passage of Lines (5-OPFOR-0012)

CONDITION: Enemy forces are in defensive positions, but they are expected to attempt passage-of-lines operations. The opposing forces (OPFOR) received orders to disrupt enemy passage-of-lines operations.

STANDARD: The OPFOR element delays or prevents enemy passage of lines. 1. Delays the passage. 2. Prevents the company from moving all personnel through the stationary unit. 3. Engages the main body of either the moving or the stationary unit.

TASK: Disrupt Assembly Area (AA) Activities (5-OPFOR-0013)

CONDITION: Intelligence reports indicate that platoon- and company-size enemy units are operating in the opposing forces (OPFOR) area of operations. Enemy units can defend from AAs with direct fire, antiarmor weapons, and indirect fire. The enemy has close air support (CAS) and nuclear, biological, and chemical (NBC) capabilities.

STANDARD: The OPFOR element locates and disrupts the enemy's AA activities. 1. Locates the element's AA. 2. Probes the AA with squad- or team-size elements. 3. Inflicts more than 5 percent casualties on the element. 4. Disrupts the element's preparations (prevents or delays beyond the element's allotted time).

TASK: Attack (5-OPFOR-0001)

CONDITION: The opposing forces (OPFOR) element has located the enemy. The priority intelligence requirements (PIR) and the other intelligence requirements have been obtained by OPFOR patrols. The OPFOR element has automatic and antiarmor weapons and light mortars.

STANDARD: The OPFOR element attempts to seize the terrain, the vehicles, or the equipment. 1. Develops an attack plan. 2. Surprises the enemy unit's main body. 3. Initiates the attack using a scheme of maneuver that exploits the enemy's flanks, gaps, and weaknesses. 4. Uses covered and concealed routes to approach the enemy forces' flanks, gaps, or weakly held areas. 5. Employs indirect fire to support the attack. 6. Penetrates enemy defenses. 7. Destroys the equipment and the supplies. 8. Inflicts heavy casualties. 9. Isolates the combat service support (CSS) base by blocking the reinforcements. 10. Forces the enemy units to displace. 11. Avoids being fixed in one position. 12. Withdraws before the CSS base is reinforced with tactical combat forces.

TASK: Conduct Sniper Operations (5-OPFOR-0006)

CONDITION: The opposing forces (OPFOR) element has assigned snipers (regular or irregular elements) in the enemy's rear area along the main supply route (MSR) and near support sites.

STANDARD: The OPFOR element kills or wounds targets. 1. Sets up a well-concealed location. 2. Engages vehicle drivers or personnel on foot with short bursts of semiautomatic fire. 3. Kills or wounds selected targets. 4. Prevents the position from being discovered by enemy forces. 5. Evacuates the area without being spotted. 6. Reports all specified priority intelligence requirements (PIR) and other intelligence requirements to the OPFOR headquarters (HQ).

TASK: Conduct Air Attacks (5-OPFOR-0002)

CONDITION: The opposing forces (OPFOR) element in the rear area has forwarded the positions of the enemy support sites or the locations of moving elements. The OPFOR aircraft have been dispatched to attack enemy installations or convoys.

STANDARD: The OPFOR element attempts to delay, disrupt, or damage the enemy targets by air. 1. Locates the target (support sites or convoys). 2. Makes attack runs on the designated targets. 3. Inflicts heavy damage to the selected target. 4. Sustains no loss of aircraft. 5. Delays moving the force for more than one hour.

- ELEMENTS:** Company
 Company Headquarters
 Maintenance Section
 Horizontal Construction Platoon
 Embankment Squad
 Grading and Compact Squad
 Excavation Squad
 Two General Construction Platoons
 Six General Construction Squads

TASK: Handle Enemy Prisoners of War (EPWs) (19-3-3106.05-T01A)
 (FM 3-19.40 (FM 19-40)) (AR 190-8)

ITERATION: 1 2 3 4 5 M (Circle)

COMMANDER/LEADER ASSESSMENT: T P U (Circle)

CONDITIONS: The enemy soldiers surrendered or were captured. Some iterations of this task should be performed in MOPP4.

TASK STANDARDS: The capturing element takes charge of and evacuates EPWs according to the unit's standing operating procedure (SOP) and the search, silence, segregate, speed, safeguard, and tag (5 Ss and T) method. The time required to perform this task is increased when conducting it in mission-oriented protection posture (MOPP) 4.

TASK STEPS AND PERFORMANCE MEASURES	GO	NO-GO
<ol style="list-style-type: none"> 1. The element searches EPWs. <ol style="list-style-type: none"> a. Removed weapons and documents that had intelligence value. b. Returned the personal items of no military intelligence value, such as protective clothing and equipment. c. Furnished receipts to the prisoners for their personal property taken. 2. The element segregates EPWs. <ol style="list-style-type: none"> a. Segregated EPWs by rank, sex, deserters, civilians, nationality, and ideology, when possible. b. Turned the wounded EPWs over to the medical personnel for evacuation through the medical channels. 3. The element silences EPWs. <ol style="list-style-type: none"> a. Prevented the EPW leaders from giving orders. b. Prevented EPWs from planning escape. c. Did not talk in front of EPWs except to issue orders and maintain discipline. 4. The element safeguards EPWs. <ol style="list-style-type: none"> a. Removed EPWs from the dangers of the battlefield. b. Did not allow anyone to abuse EPWs. c. Treated EPWs humanely. 5. The element tags EPWs with a Department of Defense (DD) Form 2745. <ol style="list-style-type: none"> a. Annotated the date and time of the capture, the capturing unit, the grid coordinates of the capture, and the circumstances of the capture. b. Attached Part A to EPWs. c. Retained Part B for the unit records. d. Attached Part C to the property. 6. The element speeds EPWs to the rear. 		

TASK STEPS AND PERFORMANCE MEASURES	GO	NO-GO
a. Notified higher headquarters (HQ) that the company had EPWs. b. Removed EPWs rearward to the nearest military police (MP) collecting point. c. Exploited the intelligence information.		

TASK PERFORMANCE / EVALUATION SUMMARY BLOCK							
ITERATION	1	2	3	4	5	M	TOTAL
TOTAL TASK STEPS EVALUATED							
TOTAL TASK STEPS "GO"							
TRAINING STATUS "GO"/"NO-GO"							

"*" indicates a leader task step.

SUPPORTING INDIVIDUAL TASKS: NONE

SUPPORTING COLLECTIVE TASKS: NONE

OPFOR TASKS AND STANDARDS

TASK: Surrender to the Capturing Unit on the Battlefield (5-OPFOR-0024)

CONDITION: The enemy has captured opposing forces (OPFOR) element's soldiers, documents, and equipment sensitive to the OPFOR tactical operations.

STANDARD: The OPFOR soldiers retain or destroy documents and equipment. The OPFOR element surrenders the documents and the equipment of no tactical use to the enemy and attempts to conceal or destroy items of tactical value. The OPFOR element attempts escape and evasion. 1. Prevents the successful capture of the documents and the equipment. 2. Destroys the documents and the equipment. 3. Removes identifying markings from the equipment. 4. Removes unit-identifying insignia. 5. Provides misleading information. 6. Plans an escape. 7. Delays movement to the nearest collection point. 8. Prevents safeguarding of the enemy prisoners of war (EPWs) in order to cause embarrassment to the United States (US).

TASK: Disrupt a Route Reconnaissance (5-OPFOR-0021)

CONDITION: The enemy is conducting a route reconnaissance. The opposing forces (OPFOR) element is positioned along the enemy's route.

STANDARD: The OPFOR element attempts to disrupt a squad/section conducting a route reconnaissance. 1. Prevents the unit from meeting its specified time schedule. 2. Forces the unit to deviate from its specified route. 3. Prevents the unit from reaching its assigned destination. 4. Surprises the squad/section. 5. Inflicts casualties on the unit.

TASK: Conduct an Attack (5-OPFOR-0008)

CONDITION: The enemy is conducting tactical operations. The opposing forces (OPFOR) element receives orders to attack the enemy, the area of occupation, or the main supply route (MSR) with smoke.

STANDARD: The OPFOR element disrupts the enemy's movement and smoke operations. 1. Determines the delivery method of the smoke attack. 2. Locates the target. 3. Delivers the smoke attack downwind. 4. Attacks the enemy with smoke, and surge attacks when the enemy responds to the smoke.

TASK: Conduct a Raid (5-OPFOR-0004)

CONDITION: The opposing forces (OPFOR) element has occupied an objective rally point and has orders to conduct a raid on a combat service support (CSS) base.

STANDARD: The OPFOR element infiltrates the enemy's base and destroys all of the targets. 1. Surprises the enemy forces. 2. Assaults the support base and accomplishes the assigned tasks. 3. Destroys the specified equipment and supplies. 4. Avoids being decisively engaged. 5. Withdraws all personnel from the objective areas within the time prescribed. 6. Obtains all priority intelligence requirements (PIR) from the raid site. 7. Sustains only light casualties from enemy fire.

TASK: Conduct an Aerial Reconnaissance (5-OPFOR-0010)

CONDITION: The opposing forces (OPFOR) headquarters (HQ) element requires intelligence on the locations and identification of the enemy elements. Aircraft is dispatched to take photographs and make a visual inspection of the enemy rear area.

STANDARD: The OPFOR element gathers photograph intelligence of the enemy. 1. Photographs the assigned sectors. 2. Makes quick visual checks where the ceiling is low. 3. Locates enemy positions in the area, particularly support and storage bases, and command and control (C2) facilities. 4. Sustains no loss of aircraft. 5. Reports priority intelligence requirements (PIR) and other information requirements to the OPFOR HQ.

TASK: Defeat Obstacles (5-OPFOR-0009)

CONDITION: The opposing forces (OPFOR) element encounters an obstacle that blocks the avenue of approach as it advances upon the enemy forces.

STANDARD: The OPFOR element bypasses or breaches the enemy obstacle. 1. Detects the obstacle before halting its main body. 2. Defeats the obstacle. a. Bypasses the obstacle without entering the engagement areas. b. Breaches the obstacle within 45 minutes and passes its entire force through the obstacle. 3. Does not incur degradation to the point that the mission must be discontinued.

TASK: Disrupt Construction of Vehicle Fighting Positions (5-OPFOR-0020)

CONDITION: The opposing forces (OPFOR) element has located the enemy. The priority intelligence requirements (PIR) and other intelligence obtained by OPFOR patrols indicate the enemy is constructing vehicle fighting positions within its defensive area. The OPFOR element has automatic and antiarmor weapons and light mortars.

STANDARD: The OPFOR element attempts to disrupt the enemy's efforts to establish vehicle fighting positions. 1. Locates the defensive area. 2. Surprises the main body. 3. Penetrates the defensive area with squad-size probes. 4. Inflicts casualties on the unit. 5. Destroys vehicles. 6. Disrupts the unit's preparations (prevents or delays beyond the unit's allotted time).

TASK: Disrupt an Engineer Reconnaissance (5-OPFOR-0022)

CONDITION: The enemy is conducting an engineer reconnaissance. The opposing forces (OPFOR) element is positioned along the enemy's route.

STANDARD: The OPFOR element disrupts an engineer reconnaissance. 1. Prevents the unit from meeting its specified time schedule. 2. Forces the unit to deviate from its specified route. 3. Prevents the unit from accomplishing its assigned engineer reconnaissance. 4. Surprises the unit conducting the reconnaissance.

TASK: Defend a Minefield (5-OPFOR-0023)

CONDITION: The enemy is conducting a minefield sweeping operation. The opposing forces (OPFOR) element has a minefield placed in the enemy's path. The minefield is under constant observation and fire.

STANDARD: The OPFOR element defends a minefield against an enemy element conducting a minefield sweeping operation. 1. Prevents the unit from detecting the obstacle. 2. Disrupts the minefield sweeping operation. 3. Prevents the unit from conducting the minefield sweeping operation, prevents the unit from moving all personnel through the breach, or delays the completion of the minefield sweeping operation for more than 45 minutes.

TASK: Conduct Terrorist and Saboteur Attacks (5-OPFOR-0005)

CONDITION: The opposing forces (OPFOR) element dispatches small teams into the enemy's rear area to disrupt combat service support (CSS) operations.

STANDARD: The enemy sustains disrupted command and control (C2), destroyed equipment and supplies, and light casualties. 1. Locates rear support bases and C2 facilities. 2. Delays and disrupts CSS operations through probes. 3. Infiltrates CSS bases to conduct sabotage and terrorist activities. 4. Inflicts light casualties. 5. Destroys supplies and equipment.

TASK: Conduct Sniper Operations (5-OPFOR-0006)

CONDITION: The opposing forces (OPFOR) element has assigned snipers (regular or irregular elements) in the enemy's rear area along the main supply route (MSR) and near support sites.

STANDARD: The OPFOR element kills or wounds targets. 1. Sets up a well-concealed location. 2. Engages vehicle drivers or personnel on foot with short bursts of semiautomatic fire. 3. Kills or wounds selected targets. 4. Prevents the position from being discovered by enemy forces. 5. Evacuates the area without being spotted. 6. Reports all specified priority intelligence requirements (PIR) and other intelligence requirements to the OPFOR headquarters (HQ).

TASK: Maintain Contact (5-OPFOR-0003)

CONDITION: The opposing forces (OPFOR) element is engaged with enemy base-defense forces. The enemy forces are withdrawing under pressure.

STANDARD: The OPFOR element maintains enemy contact while the enemy withdraws. 1. Engages the enemy forces decisively. 2. Advances the OPFOR as the enemy forces withdraw. 3. Inflicts heavy casualties. 4. Captures the members of the enemy force. 5. Captures documents and equipment. 6. Safeguards the captured documents, the equipment, and the personnel.

TASK: Conduct an Ambush (5-OPFOR-0007)

CONDITION: The enemy is moving in a convoy. The opposing forces (OPFOR) element is positioned along the enemy's route.

STANDARD: The OPFOR element inflicts casualties on the enemy and causes vehicle and equipment damage. 1. Prepares an ambush site before the element arrives. 2. Surprises march element forces. 3. Inflicts heavy casualties within the designated kill zone. 4. Inflicts heavy damage to the vehicles and the equipment within the designated kill zone. 5. Delays the march element from reaching a specified destination for a specified period of time. 6. Withdraws on order. 7. Sustains no casualties. 8. Reports actions to superiors.

TASK: Disrupt a Net Control Station (NCS) (5-OPFOR-0019)

CONDITION: The enemy has established a NCS. The opposing forces (OPFOR) element has radio and jamming equipment.

STANDARD: The OPFOR element attempts to disrupt an NCS. 1. Attempts to locate the radio frequency that the unit is operating on. 2. Attempts to enter the radio net. 3. Attempts to issue "bogus" orders to a unit on the net. 4. Jams the radio frequency and forces the unit to go to an alternate frequency.

TASK: Disrupt Defensive Preparations (5-OPFOR-0018)

CONDITION: The opposing forces (OPFOR) element has located the enemy. Priority intelligence requirements (PIR) and other intelligence requirements obtained by OPFOR patrols indicate that the enemy elements are establishing defensive positions. The OPFOR element has automatic and antiarmor weapons and light mortars.

STANDARD: The OPFOR element disrupts and delays the enemy's defensive preparations. 1. Locates and penetrates the enemy's security system. 2. Forces the enemy to delay defensive preparations. 3. Disrupts the enemy's obstacle preparations.

TASK: Disrupt Enemy Movement and Operations Using Tactical Nuclear Weapons (5-OPFOR-0016)

CONDITION: The opposing forces (OPFOR) element has located the enemy. Priority intelligence requirements (PIR) and other intelligence requirements have been obtained by OPFOR patrols. Tactical nuclear weapons are employed against key locations in the rear area.

STANDARD: The OPFOR element disrupts enemy movement and operations. 1. Disrupts or delays the movement of the enemy's equipment and supplies to the forward areas. 2. Destroys enemy equipment and supplies. 3. Inflicts a high rate of nuclear casualties among the enemy forces. 4. Denies the enemy the use of specified areas. 5. Contaminates the enemy's equipment and supplies.

TASK: Disrupt Quartering Party Operations (5-OPFOR-0017)

CONDITION: The enemy is conducting quartering party operations. It has established an assembly area (AA) but has not moved in the main body.

STANDARD: The opposing forces (OPFOR) element attempts to disrupt quartering party operations and infiltrate the enemy's AA. 1. Locates the quartering party and the AA. 2. Surprises the main body. 3. Penetrates the AA with squad-size probes. 4. Inflicts personnel casualties and vehicle damage. 5. Disrupts the unit's preparations (prevents or delays beyond the unit's allotted time).

TASK: Disrupt Enemy Movement and Operations Using Persistent and Nonpersistent Chemical Weapons (5-OPFOR-0015)

CONDITION: The opposing forces (OPFOR) element has located the enemy. Priority intelligence requirements (PIR) and other intelligence requirements have been obtained by OPFOR patrols. The OPFOR units deliver chemical agents, by means of conventional artillery weapons or aircraft, along selected supply routes and key bases in the rear area.

STANDARD: The OPFOR element disrupts enemy movement and operations using persistent and nonpersistent chemical weapons. 1. Delivers chemical agents in low and densely wooded areas. 2. Delays the movement of enemy supplies and equipment to the forward areas. 3. Restricts the movement of the enemy units in the rear area. 4. Channels the movement of enemy units into predesignated ambush areas. 5. Contaminates enemy supplies and equipment. 6. Inflicts a high rate of casualties on enemy forces.

TASK: Disrupt Movement (5-OPFOR-0014)

CONDITION: The enemy is expected to move through the opposing forces (OPFOR) element's area of operations. The OPFOR element has received an operation order (OPORD) or fragmentary order (FRAGO) to disrupt enemy movement. The enemy has the capability to defend with direct fire and antiarmor weapons.

STANDARD: The OPFOR element delays enemy movement. 1. Delays the element. 2. Forces the element to deviate from its route. 3. Prevents the element from reaching its destination. 4. Surprises the element's main body.

TASK: Counter Passage of Lines (5-OPFOR-0012)

CONDITION: Enemy forces are in defensive positions, but they are expected to attempt passage-of-lines operations. The opposing forces (OPFOR) received orders to disrupt enemy passage-of-lines operations.

STANDARD: The OPFOR element delays or prevents enemy passage of lines. 1. Delays the passage. 2. Prevents the company from moving all personnel through the stationary unit. 3. Engages the main body of either the moving or the stationary unit.

TASK: Disrupt Assembly Area (AA) Activities (5-OPFOR-0013)

CONDITION: Intelligence reports indicate that platoon- and company-size enemy units are operating in the opposing forces (OPFOR) area of operations. Enemy units can defend from AAs with direct fire, antiarmor weapons, and indirect fire. The enemy has close air support (CAS) and nuclear, biological, and chemical (NBC) capabilities.

STANDARD: The OPFOR element locates and disrupts the enemy's AA activities. 1. Locates the element's AA. 2. Probes the AA with squad- or team-size elements. 3. Inflicts more than 5 percent casualties on the element. 4. Disrupts the element's preparations (prevents or delays beyond the element's allotted time).

TASK: Attack (5-OPFOR-0001)

CONDITION: The opposing forces (OPFOR) element has located the enemy. The priority intelligence requirements (PIR) and the other intelligence requirements have been obtained by OPFOR patrols. The OPFOR element has automatic and antiarmor weapons and light mortars.

STANDARD: The OPFOR element attempts to seize the terrain, the vehicles, or the equipment. 1. Develops an attack plan. 2. Surprises the enemy unit's main body. 3. Initiates the attack using a scheme of maneuver that exploits the enemy's flanks, gaps, and weaknesses. 4. Uses covered and concealed routes to approach the enemy forces' flanks, gaps, or weakly held areas. 5. Employs indirect fire to support the attack. 6. Penetrates enemy defenses. 7. Destroys the equipment and the supplies. 8. Inflicts heavy casualties. 9. Isolates the combat service support (CSS) base by blocking the reinforcements. 10. Forces the enemy units to displace. 11. Avoids being fixed in one position. 12. Withdraws before the CSS base is reinforced with tactical combat forces.

TASK: Conduct Air Attacks (5-OPFOR-0002)

CONDITION: The opposing forces (OPFOR) element in the rear area has forwarded the positions of the enemy support sites or the locations of moving elements. The OPFOR aircraft have been dispatched to attack enemy installations or convoys.

STANDARD: The OPFOR element attempts to delay, disrupt, or damage the enemy targets by air. 1. Locates the target (support sites or convoys). 2. Makes attack runs on the designated targets. 3. Inflicts heavy damage to the selected target. 4. Sustains no loss of aircraft. 5. Delays moving the force for more than one hour.

ELEMENTS: Company
 Company Headquarters
 Maintenance Section
 Horizontal Construction Platoon

TASK: Conduct Unit-Level Maintenance Operations (43-2-0001.05-T01A)
 (FM 4-30.3) (AR 220-1) (AR 385-40)
 (AR 700-138) (AR 750-1) (DA PAM 738-750)
 (FM 9-43-2)

ITERATION: 1 2 3 4 5 M (Circle)

COMMANDER/LEADER ASSESSMENT: T P U (Circle)

CONDITIONS: The element maintenance personnel receive requests to repair the inoperative organic equipment. The element maintenance area is established. The required tools, equipment, and personnel are available. Operators are performing preventive-maintenance checks and services (PMCS) on the equipment. Recovery operations with injured operators on board may be required. The element's tactical standing operating procedure (TACSOP) is available. Element maintenance is a continuous task and is performed simultaneously with other internal support and operational tasks. Digital elements have performed functionality checks, and systems are operational. Some iterations of this task should be performed in MOPP4.

TASK STANDARDS: The element's vehicles and equipment are maintained according to the appropriate technical manuals (TMs) and the commander's guidance. Digital elements send and receive reports using frequency-modulated (FM) or digital means. The time required to perform this task is increased when conducting it in mission-oriented protection posture (MOPP) 4.

TASK STEPS AND PERFORMANCE MEASURES	GO	NO-GO
<p>* 1. The element commander directs the element's maintenance program.</p> <ul style="list-style-type: none"> a. Supervised the implementation of the unit's maintenance program for compliance with the commander's guidance and the TACSOP. b. Identified the company operational levels by reviewing the vehicle and equipment status reports. c. Approved the use of controlled exchanges when the required repair parts were not available. d. Approved repairs using the battle damage assessment and repair (BDAR) procedures when the established repair procedures could not be used. e. Checked the material condition status report (MCSR) for accuracy and completeness. f. Identified the current or anticipated maintenance problems to minimize their impact on the element's readiness. g. Coordinated the resolution of maintenance problems with the battalion maintenance officer (BMO). h. Forwarded the MCSR to the BMO. i. Conducted periodic inspections of personnel and equipment to ensure that the safety program was enforced. <p>* 2. Section leaders supervise operator maintenance.</p> <ul style="list-style-type: none"> a. Monitored PMCS performance for compliance with the appropriate TMs and the commander's guidance. b. Inspected personnel and equipment to ensure compliance with the safety program. c. Coordinated maintenance assistance with the motor sergeant. 		

TASK STEPS AND PERFORMANCE MEASURES	GO	NO-GO
<ul style="list-style-type: none"> d. Monitored the supply of the repair parts for the platoon's equipment to ensure that the repair parts were on order. e. Requested approval for the BDAR through the motor sergeant. f. Maintained the maintenance status of vehicles, weapons, and equipment. g. Provided input for the MCSR to the commander. <p>3. Company personnel perform operator maintenance.</p> <ul style="list-style-type: none"> a. Performed PMCS according to the appropriate TMs. b. Notified the supervisor of any maintenance problems beyond the operator's capability. c. Requested approval for the BDAR through the platoon leader when the established repair procedures could not be used. d. Performed the BDAR according to the appropriate BDAR manual. e. Assisted the unit's maintenance personnel with the repairs and services. <p>* 4. The motor sergeant supervises the unit's maintenance personnel.</p> <ul style="list-style-type: none"> a. Organized the element's maintenance personnel to perform element-maintenance activities. b. Supervised The Army Maintenance Management System (TAMMS) and the prescribed load list (PLL) procedures for completeness and accuracy. c. Supervised the repair and inspection procedures to ensure that they were done safely and according to the appropriate references. d. Requested approval for the BDAR from the commander when the established repair procedures could not be used. e. Supervised the BDAR procedures to ensure that they were done according to the appropriate BDAR manuals. f. Requested approval for controlled exchanges from the commander when the required repair parts were not available. g. Supervised the use of controlled exchanges for compliance with the commander's guidance. h. Notified the platoon or section leaders upon completion of the repairs. i. Supervised the recovery operations to ensure that the correct recovery and safety procedures were used. j. Supervised the Army Oil Analysis Program (AOAP) procedures to ensure that the testing of oil samples was done at the required intervals. k. Coordinated the maintenance status with the platoon leader. l. Provided the unit's maintenance status to the commander. <p>5. Unit maintenance personnel repair organic equipment.</p> <ul style="list-style-type: none"> a. Diagnosed faults on the inoperative equipment. b. Requested the required repair parts from the PLL clerk. c. Repaired the equipment according to applicable TMs. d. Requested approval for the BDAR through the motor sergeant when the established repair parts were not available. e. Performed the BDAR according to the appropriate BDAR manual. f. Requested approval for controlled exchanges through the motor sergeant when the required repair parts were not available. g. Performed controlled exchanges. h. Performed a final inspection to ensure quality control of repairs. i. Employed safety procedures to minimize accidents. <p>6. Unit maintenance personnel conduct transactions with support maintenance.</p> <ul style="list-style-type: none"> a. Identified the category of the repair as direct support or higher. b. Corrected unit-level deficiencies. c. Prepared the required documentation for submission to support maintenance. 		

TASK STEPS AND PERFORMANCE MEASURES	GO	NO-GO
<ul style="list-style-type: none"> d. Evacuated the equipment to support maintenance. e. Verified the completion of repairs. f. Picked up the equipment upon the completion of repairs. <p>7. Unit maintenance personnel perform administrative-support functions.</p> <ul style="list-style-type: none"> a. Maintained the PLL. b. Requested repair parts for the element's equipment. c. Turned in unserviceable, repairable items. d. Maintained technical publications on all organic equipment. <p>8. Unit maintenance personnel recover disabled vehicles.</p> <ul style="list-style-type: none"> a. Verified the location of the disabled vehicle. b. Identified the best route to the vehicle, given the tactical situation. c. Coordinated the indirect-fire support along the route with the Intelligence Officer (US Army) (S2) and the Operations and Training Officer (US Army) (S3). d. Maintained security while en route to the recovery site. e. Established local security at the recovery site. f. Removed casualties from vehicles. g. Treated casualties. h. Requested medical assistance, if required. i. Evacuated casualties, if required. j. Performed a battle damage assessment to determine if repairs were required. k. Performed repairs and the BDAR on site, if possible. l. Recovered nonrepairable equipment back to the unit's maintenance area according to the established recovery procedures. m. Requested the disposition of unrecoverable equipment from the commander. n. Conducted salvage operations to remove all usable equipment. o. Prepared vehicles for destruction according to the TACSOP. 		

TASK PERFORMANCE / EVALUATION SUMMARY BLOCK							
ITERATION	1	2	3	4	5	M	TOTAL
TOTAL TASK STEPS EVALUATED							
TOTAL TASK STEPS "GO"							
TRAINING STATUS "GO"/"NO-GO"							

"*" indicates a leader task step.

SUPPORTING INDIVIDUAL TASKS: NONE

SUPPORTING COLLECTIVE TASKS: NONE

OPFOR TASKS AND STANDARDS

TASK: Disrupt a Route Reconnaissance (5-OPFOR-0021)

CONDITION: The enemy is conducting a route reconnaissance. The opposing forces (OPFOR) element is positioned along the enemy's route.

STANDARD: The OPFOR element attempts to disrupt a squad/section conducting a route reconnaissance. 1. Prevents the unit from meeting its specified time schedule. 2. Forces the unit to deviate from its specified route. 3. Prevents the unit from reaching its assigned destination. 4. Surprises the squad/section. 5. Inflicts casualties on the unit.

TASK: Conduct an Attack (5-OPFOR-0008)

CONDITION: The enemy is conducting tactical operations. The opposing forces (OPFOR) element receives orders to attack the enemy, the area of occupation, or the main supply route (MSR) with smoke.

STANDARD: The OPFOR element disrupts the enemy's movement and smoke operations. 1. Determines the delivery method of the smoke attack. 2. Locates the target. 3. Delivers the smoke attack downwind. 4. Attacks the enemy with smoke, and surge attacks when the enemy responds to the smoke.

TASK: Conduct a Raid (5-OPFOR-0004)

CONDITION: The opposing forces (OPFOR) element has occupied an objective rally point and has orders to conduct a raid on a combat service support (CSS) base.

STANDARD: The OPFOR element infiltrates the enemy's base and destroys all of the targets. 1. Surprises the enemy forces. 2. Assaults the support base and accomplishes the assigned tasks. 3. Destroys the specified equipment and supplies. 4. Avoids being decisively engaged. 5. Withdraws all personnel from the objective areas within the time prescribed. 6. Obtains all priority intelligence requirements (PIR) from the raid site. 7. Sustains only light casualties from enemy fire.

TASK: Conduct an Aerial Reconnaissance (5-OPFOR-0010)

CONDITION: The opposing forces (OPFOR) headquarters (HQ) element requires intelligence on the locations and identification of the enemy elements. Aircraft is dispatched to take photographs and make a visual inspection of the enemy rear area.

STANDARD: The OPFOR element gathers photograph intelligence of the enemy. 1. Photographs the assigned sectors. 2. Makes quick visual checks where the ceiling is low. 3. Locates enemy positions in the area, particularly support and storage bases, and command and control (C2) facilities. 4. Sustains no loss of aircraft. 5. Reports priority intelligence requirements (PIR) and other information requirements to the OPFOR HQ.

TASK: Defeat Obstacles (5-OPFOR-0009)

CONDITION: The opposing forces (OPFOR) element encounters an obstacle that blocks the avenue of approach as it advances upon the enemy forces.

STANDARD: The OPFOR element bypasses or breaches the enemy obstacle. 1. Detects the obstacle before halting its main body. 2. Defeats the obstacle. a. Bypasses the obstacle without entering the engagement areas. b. Breaches the obstacle within 45 minutes and passes its entire force through the obstacle. 3. Does not incur degradation to the point that the mission must be discontinued.

TASK: Disrupt Construction of Vehicle Fighting Positions (5-OPFOR-0020)

CONDITION: The opposing forces (OPFOR) element has located the enemy. The priority intelligence requirements (PIR) and other intelligence obtained by OPFOR patrols indicate the enemy is constructing vehicle fighting positions within its defensive area. The OPFOR element has automatic and antiarmor weapons and light mortars.

STANDARD: The OPFOR element attempts to disrupt the enemy's efforts to establish vehicle fighting positions. 1. Locates the defensive area. 2. Surprises the main body. 3. Penetrates the defensive area with squad-size probes. 4. Inflicts casualties on the unit. 5. Destroys vehicles. 6. Disrupts the unit's preparations (prevents or delays beyond the unit's allotted time).

TASK: Disrupt an Engineer Reconnaissance (5-OPFOR-0022)

CONDITION: The enemy is conducting an engineer reconnaissance. The opposing forces (OPFOR) element is positioned along the enemy's route.

STANDARD: The OPFOR element disrupts an engineer reconnaissance. 1. Prevents the unit from meeting its specified time schedule. 2. Forces the unit to deviate from its specified route. 3. Prevents the unit from accomplishing its assigned engineer reconnaissance. 4. Surprises the unit conducting the reconnaissance.

TASK: Defend a Minefield (5-OPFOR-0023)

CONDITION: The enemy is conducting a minefield sweeping operation. The opposing forces (OPFOR) element has a minefield placed in the enemy's path. The minefield is under constant observation and fire.

STANDARD: The OPFOR element defends a minefield against an enemy element conducting a minefield sweeping operation. 1. Prevents the unit from detecting the obstacle. 2. Disrupts the minefield sweeping operation. 3. Prevents the unit from conducting the minefield sweeping operation, prevents the unit from moving all personnel through the breach, or delays the completion of the minefield sweeping operation for more than 45 minutes.

TASK: Conduct Terrorist and Saboteur Attacks (5-OPFOR-0005)

CONDITION: The opposing forces (OPFOR) element dispatches small teams into the enemy's rear area to disrupt combat service support (CSS) operations.

STANDARD: The enemy sustains disrupted command and control (C2), destroyed equipment and supplies, and light casualties. 1. Locates rear support bases and C2 facilities. 2. Delays and disrupts CSS operations through probes. 3. Infiltrates CSS bases to conduct sabotage and terrorist activities. 4. Inflicts light casualties. 5. Destroys supplies and equipment.

TASK: Conduct Sniper Operations (5-OPFOR-0006)

CONDITION: The opposing forces (OPFOR) element has assigned snipers (regular or irregular elements) in the enemy's rear area along the main supply route (MSR) and near support sites.

STANDARD: The OPFOR element kills or wounds targets. 1. Sets up a well-concealed location. 2. Engages vehicle drivers or personnel on foot with short bursts of semiautomatic fire. 3. Kills or wounds selected targets. 4. Prevents the position from being discovered by enemy forces. 5. Evacuates the area without being spotted. 6. Reports all specified priority intelligence requirements (PIR) and other intelligence requirements to the OPFOR headquarters (HQ).

TASK: Maintain Contact (5-OPFOR-0003)

CONDITION: The opposing forces (OPFOR) element is engaged with enemy base-defense forces. The enemy forces are withdrawing under pressure.

STANDARD: The OPFOR element maintains enemy contact while the enemy withdraws. 1. Engages the enemy forces decisively. 2. Advances the OPFOR as the enemy forces withdraw. 3. Inflicts heavy casualties. 4. Captures the members of the enemy force. 5. Captures documents and equipment. 6. Safeguards the captured documents, the equipment, and the personnel.

TASK: Conduct an Ambush (5-OPFOR-0007)

CONDITION: The enemy is moving in a convoy. The opposing forces (OPFOR) element is positioned along the enemy's route.

STANDARD: The OPFOR element inflicts casualties on the enemy and causes vehicle and equipment damage. 1. Prepares an ambush site before the element arrives. 2. Surprises march element forces. 3. Inflicts heavy casualties within the designated kill zone. 4. Inflicts heavy damage to the vehicles and the equipment within the designated kill zone. 5. Delays the march element from reaching a specified destination for a specified period of time. 6. Withdraws on order. 7. Sustains no casualties. 8. Reports actions to superiors.

TASK: Surrender to the Capturing Unit on the Battlefield (5-OPFOR-0024)

CONDITION: The enemy has captured opposing forces (OPFOR) element's soldiers, documents, and equipment sensitive to the OPFOR tactical operations.

STANDARD: The OPFOR soldiers retain or destroy documents and equipment. The OPFOR element surrenders the documents and the equipment of no tactical use to the enemy and attempts to conceal or destroy items of tactical value. The OPFOR element attempts escape and evasion. 1. Prevents the successful capture of the documents and the equipment. 2. Destroys the documents and the equipment. 3. Removes identifying markings from the equipment. 4. Removes unit-identifying insignia. 5. Provides misleading information. 6. Plans an escape. 7. Delays movement to the nearest collection point. 8. Prevents safeguarding of the enemy prisoners of war (EPWs) in order to cause embarrassment to the United States (US).

TASK: Disrupt a Net Control Station (NCS) (5-OPFOR-0019)

CONDITION: The enemy has established a NCS. The opposing forces (OPFOR) element has radio and jamming equipment.

STANDARD: The OPFOR element attempts to disrupt an NCS. 1. Attempts to locate the radio frequency that the unit is operating on. 2. Attempts to enter the radio net. 3. Attempts to issue "bogus" orders to a unit on the net. 4. Jams the radio frequency and forces the unit to go to an alternate frequency.

TASK: Disrupt Defensive Preparations (5-OPFOR-0018)

CONDITION: The opposing forces (OPFOR) element has located the enemy. Priority intelligence requirements (PIR) and other intelligence requirements obtained by OPFOR patrols indicate that the enemy elements are establishing defensive positions. The OPFOR element has automatic and antiarmor weapons and light mortars.

STANDARD: The OPFOR element disrupts and delays the enemy's defensive preparations. 1. Locates and penetrates the enemy's security system. 2. Forces the enemy to delay defensive preparations. 3. Disrupts the enemy's obstacle preparations.

TASK: Disrupt Enemy Movement and Operations Using Tactical Nuclear Weapons (5-OPFOR-0016)

CONDITION: The opposing forces (OPFOR) element has located the enemy. Priority intelligence requirements (PIR) and other intelligence requirements have been obtained by OPFOR patrols. Tactical nuclear weapons are employed against key locations in the rear area.

STANDARD: The OPFOR element disrupts enemy movement and operations. 1. Disrupts or delays the movement of the enemy's equipment and supplies to the forward areas. 2. Destroys enemy equipment and supplies. 3. Inflicts a high rate of nuclear casualties among the enemy forces. 4. Denies the enemy the use of specified areas. 5. Contaminates the enemy's equipment and supplies.

TASK: Disrupt Quartering Party Operations (5-OPFOR-0017)

CONDITION: The enemy is conducting quartering party operations. It has established an assembly area (AA) but has not moved in the main body.

STANDARD: The opposing forces (OPFOR) element attempts to disrupt quartering party operations and infiltrate the enemy's AA. 1. Locates the quartering party and the AA. 2. Surprises the main body. 3. Penetrates the AA with squad-size probes. 4. Inflicts personnel casualties and vehicle damage. 5. Disrupts the unit's preparations (prevents or delays beyond the unit's allotted time).

TASK: Disrupt Enemy Movement and Operations Using Persistent and Nonpersistent Chemical Weapons (5-OPFOR-0015)

CONDITION: The opposing forces (OPFOR) element has located the enemy. Priority intelligence requirements (PIR) and other intelligence requirements have been obtained by OPFOR patrols. The OPFOR units deliver chemical agents, by means of conventional artillery weapons or aircraft, along selected supply routes and key bases in the rear area.

STANDARD: The OPFOR element disrupts enemy movement and operations using persistent and nonpersistent chemical weapons. 1. Delivers chemical agents in low and densely wooded areas. 2. Delays the movement of enemy supplies and equipment to the forward areas. 3. Restricts the movement of the enemy units in the rear area. 4. Channels the movement of enemy units into predesignated ambush areas. 5. Contaminates enemy supplies and equipment. 6. Inflicts a high rate of casualties on enemy forces.

TASK: Disrupt Movement (5-OPFOR-0014)

CONDITION: The enemy is expected to move through the opposing forces (OPFOR) element's area of operations. The OPFOR element has received an operation order (OPORD) or fragmentary order (FRAGO) to disrupt enemy movement. The enemy has the capability to defend with direct fire and antiarmor weapons.

STANDARD: The OPFOR element delays enemy movement. 1. Delays the element. 2. Forces the element to deviate from its route. 3. Prevents the element from reaching its destination. 4. Surprises the element's main body.

TASK: Counter Passage of Lines (5-OPFOR-0012)

CONDITION: Enemy forces are in defensive positions, but they are expected to attempt passage-of-lines operations. The opposing forces (OPFOR) received orders to disrupt enemy passage-of-lines operations.

STANDARD: The OPFOR element delays or prevents enemy passage of lines. 1. Delays the passage. 2. Prevents the company from moving all personnel through the stationary unit. 3. Engages the main body of either the moving or the stationary unit.

TASK: Disrupt Assembly Area (AA) Activities (5-OPFOR-0013)

CONDITION: Intelligence reports indicate that platoon- and company-size enemy units are operating in the opposing forces (OPFOR) area of operations. Enemy units can defend from AAs with direct fire, antiarmor weapons, and indirect fire. The enemy has close air support (CAS) and nuclear, biological, and chemical (NBC) capabilities.

STANDARD: The OPFOR element locates and disrupts the enemy's AA activities. 1. Locates the element's AA. 2. Probes the AA with squad- or team-size elements. 3. Inflicts more than 5 percent casualties on the element. 4. Disrupts the element's preparations (prevents or delays beyond the element's allotted time).

TASK: Attack (5-OPFOR-0001)

CONDITION: The opposing forces (OPFOR) element has located the enemy. The priority intelligence requirements (PIR) and the other intelligence requirements have been obtained by OPFOR patrols. The OPFOR element has automatic and antiarmor weapons and light mortars.

STANDARD: The OPFOR element attempts to seize the terrain, the vehicles, or the equipment. 1. Develops an attack plan. 2. Surprises the enemy unit's main body. 3. Initiates the attack using a scheme of maneuver that exploits the enemy's flanks, gaps, and weaknesses. 4. Uses covered and concealed routes to approach the enemy forces' flanks, gaps, or weakly held areas. 5. Employs indirect fire to support the attack. 6. Penetrates enemy defenses. 7. Destroys the equipment and the supplies. 8. Inflicts heavy casualties. 9. Isolates the combat service support (CSS) base by blocking the reinforcements. 10. Forces the enemy units to displace. 11. Avoids being fixed in one position. 12. Withdraws before the CSS base is reinforced with tactical combat forces.

TASK: Conduct Air Attacks (5-OPFOR-0002)

CONDITION: The opposing forces (OPFOR) element in the rear area has forwarded the positions of the enemy support sites or the locations of moving elements. The OPFOR aircraft have been dispatched to attack enemy installations or convoys.

STANDARD: The OPFOR element attempts to delay, disrupt, or damage the enemy targets by air. 1. Locates the target (support sites or convoys). 2. Makes attack runs on the designated targets. 3. Inflicts heavy damage to the selected target. 4. Sustains no loss of aircraft. 5. Delays moving the force for more than one hour.

ELEMENTS: Company Headquarters
 Horizontal Construction Platoon
 Two General Construction Platoons

TASK: Conduct Troop-Leading Procedures (05-3-1018)
 (FM 7-7)

ITERATION: 1 2 3 4 5 M (Circle)

COMMANDER/LEADER ASSESSMENT: T P U (Circle)

CONDITIONS: The element receives a mission from a warning order (WO), a fragmentary order (FRAGO), or an operation order (OPORD). Digital units have performed functionality checks, and systems are operational. Some iterations of this task should be performed in MOPP4.

TASK STANDARDS: The unit leader gives a WO, conducts a leader's reconnaissance, issues an OPORD, and supervises the preparation for the assigned mission within the allotted time. Digital units have the ability to conduct map reconnaissance using the Digital Topographic Support System (DTSS). The Army Battle Command System (ABCS) can be used to submit reports and orders to update the common operational picture (COP) and the situational awareness (SA). Digital units send and receive reports using frequency-modulated (FM) or digital means. The time required to perform this task is increased when conducting it in mission-oriented protection posture (MOPP) 4.

TASK STEPS AND PERFORMANCE MEASURES	GO	NO-GO
<ul style="list-style-type: none"> * 1. The platoon leader receives a fragmentary order (FRAGO) or an OPORD from an engineer company or maneuver task force. He determines the mission, enemy, terrain, troops, time available, and civilian considerations (METT-TC) factors, needed supplies and equipment, and special tasks to assign. * 2. The platoon leader issues a warning order (WO) to the platoon sergeant, squad leaders, and any attached section leaders. <ul style="list-style-type: none"> a. Stated the mission (nature of the operation). b. Identified the participants in the operation. c. Stated the time of the operation. d. Gave any special instructions. e. Gave the time and place for issuing the complete order. * 3. The platoon leader makes a tentative plan while the platoon prepares. <ul style="list-style-type: none"> a. The platoon leader based the plan on METT-TC factors. b. The platoon leader planned the available time using reverse planning. c. The platoon leader used no more than one-third of the available time, leaving the remainder for squad preparation. d. The other leaders began precombat checks and reconfigured equipment based on the mission. As a minimum they checked rations, water, weapons, ammunition, individual uniforms and equipment, mission-essential equipment, and the individual soldier's knowledge of the mission. e. The platoon continued assembly area (AA) activities and security. <ul style="list-style-type: none"> (1) Maintained equipment and weapons. (2) Conducted personal hygiene. (3) Resupplied, to include distribution of small-arms ammunition, demolitions, and mines and refueling of vehicles. (4) Rehearsed battle drills. (5) If possible, test-fired weapons. (6) Ate and rested. 		

TASK STEPS AND PERFORMANCE MEASURES	GO	NO-GO
<p>4. The platoon begins movement. NOTE: This subtask may be omitted, occur in a different sequence, or be done concurrently with another subtask.</p> <ul style="list-style-type: none"> a. If required, the platoon leader initiated movement before completing the plan. b. The platoon sergeant or one of the squad leaders moved the platoon in the absence of the platoon leader. c. Squad and section leaders continued mission preparation. <p>* 5. The platoon leader conducts a reconnaissance.</p> <ul style="list-style-type: none"> a. Conducted a map reconnaissance using the digital SA from the unit's equipment, as a minimum. (When practical, the platoon sergeant and squad leaders participated in the reconnaissance.) b. Conducted a ground reconnaissance (usually as part of a larger force). <ul style="list-style-type: none"> (1) Included subunit leaders (as many as practical) in the reconnaissance. (2) Identified areas critical to the mission. (3) Moved as far forward as time and the situation permitted. <p>* 6. The platoon leader completes the plan.</p> <ul style="list-style-type: none"> a. Made changes to the tentative plan based on the map/ground reconnaissance. b. Made changes to the tentative plan based on the available equipment, personnel, and/or material. <p>* 7. The platoon leader verbally issues the completed order to the platoon sergeant, squad leaders, and attached section leaders in a FRAGO or OPORD format as a minimum. NOTE: The order may be given to the entire platoon at the same time.</p> <ul style="list-style-type: none"> a. SITUATION. <ul style="list-style-type: none"> (1) Enemy. (2) Friendly. (3) Attachments and detachments. b. MISSION. c. EXECUTION. <ul style="list-style-type: none"> (1) Concept of the operation. <ul style="list-style-type: none"> (a) Scheme of maneuver. (b) Fire support. (c) Obstacles. (2) Submit missions. (3) Coordinating instructions. d. SERVICE SUPPORT. <ul style="list-style-type: none"> (1) Common classes of supply. (2) Basic load. (3) Engineer materials. e. COMMAND AND SIGNAL. <ul style="list-style-type: none"> (1) Command. <ul style="list-style-type: none"> (a) The location of the platoon leader and platoon sergeant. (b) Succession of command if not in the unit's standing operating procedure (SOP). (2) Signal. <ul style="list-style-type: none"> (a) Call signs and frequencies. (b) Challenge and password. (c) Pyrotechnic signals. 		

TASK STEPS AND PERFORMANCE MEASURES	GO	NO-GO
<p>* 8. The platoon leaders supervise final preparations using any combination of the subtasks listed in a, b, c, and d below.</p> <ul style="list-style-type: none"> a. Developed sand table exercises. <ul style="list-style-type: none"> (1) Constructed a sand table reflecting the mission terrain. (2) Rehearsed the mission on the sand table with the leaders. b. Conducted leader rehearsals. <ul style="list-style-type: none"> (1) Walked through the mission with the leaders in the AA. (2) Covered the critical aspects of the mission. (3) Ensured that the other leaders understood their missions. c. Conducted platoon rehearsals. <ul style="list-style-type: none"> (1) Erected a mock-up of enemy obstacles and fortifications. (2) Walked through the mission on the ground in the AA. (3) Ensured that each element understood its mission. d. Conducted a rehearsal with the supported maneuver force. The rehearsal was either a sand table exercise, a leader rehearsal, or a full unit rehearsal in the AA (preferred). e. Conducted inspections. <ul style="list-style-type: none"> (1) Checked/inventoried equipment. Ensured that items were serviceable and the platoon had everything specified in the company SOP and those items required for the specific mission. (2) Ensured that the unit had an adequate resupply of ammunition, food, water, repair parts, fuel, medical supplies, obstacle material, demolitions, and mines. (3) Conducted a communications check. (4) Ensured that personnel, equipment, and carriers were camouflaged and weapons were test fired. (5) Questioned personnel to ensure that they understood the platoon order and their specific responsibilities. (6) Made a final inspection of personnel, vehicles, weapons, and equipment immediately before starting the mission, for those items listed above. 		

TASK PERFORMANCE / EVALUATION SUMMARY BLOCK							
ITERATION	1	2	3	4	5	M	TOTAL
TOTAL TASK STEPS EVALUATED							
TOTAL TASK STEPS "GO"							
TRAINING STATUS "GO"/"NO-GO"							

"*" indicates a leader task step.

SUPPORTING INDIVIDUAL TASKS

Task Number	Task Title	References
052-193-3071	Determine Method of Bridge Attack	STP 5-12B24-SM-TG STP 5-62G13-SM-TG
052-195-4050	Prepare Engineer Estimates	STP 5-12B24-SM-TG
071-326-5505	Issue an Oral Operation Order	STP 5-12B24-SM-TG STP 5-62G13-SM-TG
071-326-5626	Prepare an Oral Operation Order	STP 21-24-SMCT

SUPPORTING COLLECTIVE TASKS

Task Number	Task Title	References
05-2-0042	Receive and Distribute Throughput Supplies	ARTEP 5-027-35-MTP ARTEP 5-053-35-MTP ARTEP 5-063-35-MTP ARTEP 5-113-35-MTP ARTEP 5-145-32-MTP ARTEP 5-157-35-MTP ARTEP 5-217-35-MTP ARTEP 5-335-65-MTP ARTEP 5-337-35-MTP ARTEP 5-413-35-MTP ARTEP 5-417-35-MTP ARTEP 5-423-35-MTP ARTEP 5-427-35-MTP ARTEP 5-434-35-MTP ARTEP 5-435-67-MTP ARTEP 5-437-36-MTP ARTEP 5-437-38-MTP ARTEP 5-443-35-MTP ARTEP 5-447-35-MTP ARTEP 5-447-37-MTP ARTEP 5-463-35-MTP ARTEP 5-463-36-MTP ARTEP 5-473-35-MTP

OPFOR TASKS AND STANDARDS

TASK: Conduct Sniper Operations (5-OPFOR-0006)

CONDITION: The opposing forces (OPFOR) element has assigned snipers (regular or irregular elements) in the enemy's rear area along the main supply route (MSR) and near support sites.

STANDARD: The OPFOR element kills or wounds targets. 1. Sets up a well-concealed location. 2. Engages vehicle drivers or personnel on foot with short bursts of semiautomatic fire. 3. Kills or wounds selected targets. 4. Prevents the position from being discovered by enemy forces. 5. Evacuates the area without being spotted. 6. Reports all specified priority intelligence requirements (PIR) and other intelligence requirements to the OPFOR headquarters (HQ).

TASK: Conduct an Ambush (5-OPFOR-0007)

CONDITION: The enemy is moving in a convoy. The opposing forces (OPFOR) element is positioned along the enemy's route.

STANDARD: The OPFOR element inflicts casualties on the enemy and causes vehicle and equipment damage. 1. Prepares an ambush site before the element arrives. 2. Surprises march element forces. 3. Inflicts heavy casualties within the designated kill zone. 4. Inflicts heavy damage to the vehicles and the equipment within the designated kill zone. 5. Delays the march element from reaching a specified destination for a specified period of time. 6. Withdraws on order. 7. Sustains no casualties. 8. Reports actions to superiors.

TASK: Conduct an Attack (5-OPFOR-0008)

CONDITION: The enemy is conducting tactical operations. The opposing forces (OPFOR) element receives orders to attack the enemy, the area of occupation, or the main supply route (MSR) with smoke.

STANDARD: The OPFOR element disrupts the enemy's movement and smoke operations. 1. Determines the delivery method of the smoke attack. 2. Locates the target. 3. Delivers the smoke attack downwind. 4. Attacks the enemy with smoke, and surge attacks when the enemy responds to the smoke.

TASK: Conduct an Aerial Reconnaissance (5-OPFOR-0010)

CONDITION: The opposing forces (OPFOR) headquarters (HQ) element requires intelligence on the locations and identification of the enemy elements. Aircraft is dispatched to take photographs and make a visual inspection of the enemy rear area.

STANDARD: The OPFOR element gathers photograph intelligence of the enemy. 1. Photographs the assigned sectors. 2. Makes quick visual checks where the ceiling is low. 3. Locates enemy positions in the area, particularly support and storage bases, and command and control (C2) facilities. 4. Sustains no loss of aircraft. 5. Reports priority intelligence requirements (PIR) and other information requirements to the OPFOR HQ.

TASK: Gather Intelligence (5-OPFOR-0011)

CONDITION: The opposing forces (OPFOR) small element, operating in the rear area, is planning attacks on enemy bases. Information is needed to complete the plans.

STANDARD: The OPFOR element infiltrates, gathers intelligence information, and submits its findings to the command. 1. Identifies all priority intelligence requirements (PIR) and other intelligence requirements. 2. Passes through any outpost, defensive wire, or warning devices undetected. 3. Moves to an observation point that offers cover and concealment and is clear enough to gather PIR and other intelligence requirements. 4. Gathers all PIR and other intelligence requirements. 5. Withdraws from the area undetected. 6. Reports all information to the OPFOR headquarters (HQ).

TASK: Defend a Minefield (5-OPFOR-0023)

CONDITION: The enemy is conducting a minefield sweeping operation. The opposing forces (OPFOR) element has a minefield placed in the enemy's path. The minefield is under constant observation and fire.

STANDARD: The OPFOR element defends a minefield against an enemy element conducting a minefield sweeping operation. 1. Prevents the unit from detecting the obstacle. 2. Disrupts the minefield sweeping operation. 3. Prevents the unit from conducting the minefield sweeping operation, prevents the unit from moving all personnel through the breach, or delays the completion of the minefield sweeping operation for more than 45 minutes.

TASK: Disrupt a Route Reconnaissance (5-OPFOR-0021)

CONDITION: The enemy is conducting a route reconnaissance. The opposing forces (OPFOR) element is positioned along the enemy's route.

STANDARD: The OPFOR element attempts to disrupt a squad/section conducting a route reconnaissance. 1. Prevents the unit from meeting its specified time schedule. 2. Forces the unit to deviate from its specified route. 3. Prevents the unit from reaching its assigned destination. 4. Surprises the squad/section. 5. Inflicts casualties on the unit.

TASK: Maintain Contact (5-OPFOR-0003)

CONDITION: The opposing forces (OPFOR) element is engaged with enemy base-defense forces. The enemy forces are withdrawing under pressure.

STANDARD: The OPFOR element maintains enemy contact while the enemy withdraws. 1. Engages the enemy forces decisively. 2. Advances the OPFOR as the enemy forces withdraw. 3. Inflicts heavy casualties. 4. Captures the members of the enemy force. 5. Captures documents and equipment. 6. Safeguards the captured documents, the equipment, and the personnel.

TASK: Conduct a Raid (5-OPFOR-0004)

CONDITION: The opposing forces (OPFOR) element has occupied an objective rally point and has orders to conduct a raid on a combat service support (CSS) base.

STANDARD: The OPFOR element infiltrates the enemy's base and destroys all of the targets. 1. Surprises the enemy forces. 2. Assaults the support base and accomplishes the assigned tasks. 3. Destroys the specified equipment and supplies. 4. Avoids being decisively engaged. 5. Withdraws all personnel from the objective areas within the time prescribed. 6. Obtains all priority intelligence requirements (PIR) from the raid site. 7. Sustains only light casualties from enemy fire.

TASK: Disrupt a Net Control Station (NCS) (5-OPFOR-0019)

CONDITION: The enemy has established a NCS. The opposing forces (OPFOR) element has radio and jamming equipment.

STANDARD: The OPFOR element attempts to disrupt an NCS. 1. Attempts to locate the radio frequency that the unit is operating on. 2. Attempts to enter the radio net. 3. Attempts to issue "bogus" orders to a unit on the net. 4. Jams the radio frequency and forces the unit to go to an alternate frequency.

TASK: Disrupt Construction of Vehicle Fighting Positions (5-OPFOR-0020)

CONDITION: The opposing forces (OPFOR) element has located the enemy. The priority intelligence requirements (PIR) and other intelligence obtained by OPFOR patrols indicate the enemy is constructing vehicle fighting positions within its defensive area. The OPFOR element has automatic and antiarmor weapons and light mortars.

STANDARD: The OPFOR element attempts to disrupt the enemy's efforts to establish vehicle fighting positions. 1. Locates the defensive area. 2. Surprises the main body. 3. Penetrates the defensive area with squad-size probes. 4. Inflicts casualties on the unit. 5. Destroys vehicles. 6. Disrupts the unit's preparations (prevents or delays beyond the unit's allotted time).

TASK: Defeat Obstacles (5-OPFOR-0009)

CONDITION: The opposing forces (OPFOR) element encounters an obstacle that blocks the avenue of approach as it advances upon the enemy forces.

STANDARD: The OPFOR element bypasses or breaches the enemy obstacle. 1. Detects the obstacle before halting its main body. 2. Defeats the obstacle. a. Bypasses the obstacle without entering the engagement areas. b. Breaches the obstacle within 45 minutes and passes its entire force through the obstacle. 3. Does not incur degradation to the point that the mission must be discontinued.

TASK: Disrupt an Engineer Reconnaissance (5-OPFOR-0022)

CONDITION: The enemy is conducting an engineer reconnaissance. The opposing forces (OPFOR) element is positioned along the enemy's route.

STANDARD: The OPFOR element disrupts an engineer reconnaissance. 1. Prevents the unit from meeting its specified time schedule. 2. Forces the unit to deviate from its specified route. 3. Prevents the unit from accomplishing its assigned engineer reconnaissance. 4. Surprises the unit conducting the reconnaissance.

TASK: Conduct Terrorist and Saboteur Attacks (5-OPFOR-0005)

CONDITION: The opposing forces (OPFOR) element dispatches small teams into the enemy's rear area to disrupt combat service support (CSS) operations.

STANDARD: The enemy sustains disrupted command and control (C2), destroyed equipment and supplies, and light casualties. 1. Locates rear support bases and C2 facilities. 2. Delays and disrupts CSS operations through probes. 3. Infiltrates CSS bases to conduct sabotage and terrorist activities. 4. Inflicts light casualties. 5. Destroys supplies and equipment.

TASK: Disrupt Defensive Preparations (5-OPFOR-0018)

CONDITION: The opposing forces (OPFOR) element has located the enemy. Priority intelligence requirements (PIR) and other intelligence requirements obtained by OPFOR patrols indicate that the enemy elements are establishing defensive positions. The OPFOR element has automatic and antiarmor weapons and light mortars.

STANDARD: The OPFOR element disrupts and delays the enemy's defensive preparations. 1. Locates and penetrates the enemy's security system. 2. Forces the enemy to delay defensive preparations. 3. Disrupts the enemy's obstacle preparations.

TASK: Disrupt Quarters Party Operations (5-OPFOR-0017)

CONDITION: The enemy is conducting quarters party operations. It has established an assembly area (AA) but has not moved in the main body.

STANDARD: The opposing forces (OPFOR) element attempts to disrupt quarters party operations and infiltrate the enemy's AA. 1. Locates the quarters party and the AA. 2. Surprises the main body. 3. Penetrates the AA with squad-size probes. 4. Inflicts personnel casualties and vehicle damage. 5. Disrupts the unit's preparations (prevents or delays beyond the unit's allotted time).

TASK: Disrupt Enemy Movement and Operations Using Tactical Nuclear Weapons (5-OPFOR-0016)

CONDITION: The opposing forces (OPFOR) element has located the enemy. Priority intelligence requirements (PIR) and other intelligence requirements have been obtained by OPFOR patrols. Tactical nuclear weapons are employed against key locations in the rear area.

STANDARD: The OPFOR element disrupts enemy movement and operations. 1. Disrupts or delays the movement of the enemy's equipment and supplies to the forward areas. 2. Destroys enemy equipment and supplies. 3. Inflicts a high rate of nuclear casualties among the enemy forces. 4. Denies the enemy the use of specified areas. 5. Contaminates the enemy's equipment and supplies.

TASK: Disrupt Enemy Movement and Operations Using Persistent and Nonpersistent Chemical Weapons (5-OPFOR-0015)

CONDITION: The opposing forces (OPFOR) element has located the enemy. Priority intelligence requirements (PIR) and other intelligence requirements have been obtained by OPFOR patrols. The OPFOR units deliver chemical agents, by means of conventional artillery weapons or aircraft, along selected supply routes and key bases in the rear area.

STANDARD: The OPFOR element disrupts enemy movement and operations using persistent and nonpersistent chemical weapons. 1. Delivers chemical agents in low and densely wooded areas. 2. Delays the movement of enemy supplies and equipment to the forward areas. 3. Restricts the movement of the enemy units in the rear area. 4. Channels the movement of enemy units into predesignated ambush areas. 5. Contaminates enemy supplies and equipment. 6. Inflicts a high rate of casualties on enemy forces.

TASK: Counter Passage of Lines (5-OPFOR-0012)

CONDITION: Enemy forces are in defensive positions, but they are expected to attempt passage-of-lines operations. The opposing forces (OPFOR) received orders to disrupt enemy passage-of-lines operations.

STANDARD: The OPFOR element delays or prevents enemy passage of lines. 1. Delays the passage. 2. Prevents the company from moving all personnel through the stationary unit. 3. Engages the main body of either the moving or the stationary unit.

TASK: Disrupt Movement (5-OPFOR-0014)

CONDITION: The enemy is expected to move through the opposing forces (OPFOR) element's area of operations. The OPFOR element has received an operation order (OPORD) or fragmentary order (FRAGO) to disrupt enemy movement. The enemy has the capability to defend with direct fire and antiarmor weapons.

STANDARD: The OPFOR element delays enemy movement. 1. Delays the element. 2. Forces the element to deviate from its route. 3. Prevents the element from reaching its destination. 4. Surprises the element's main body.

TASK: Disrupt Assembly Area (AA) Activities (5-OPFOR-0013)

CONDITION: Intelligence reports indicate that platoon- and company-size enemy units are operating in the opposing forces (OPFOR) area of operations. Enemy units can defend from AAs with direct fire, antiarmor weapons, and indirect fire. The enemy has close air support (CAS) and nuclear, biological, and chemical (NBC) capabilities.

STANDARD: The OPFOR element locates and disrupts the enemy's AA activities. 1. Locates the element's AA. 2. Probes the AA with squad- or team-size elements. 3. Inflicts more than 5 percent casualties on the element. 4. Disrupts the element's preparations (prevents or delays beyond the element's allotted time).

TASK: Conduct Air Attacks (5-OPFOR-0002)

CONDITION: The opposing forces (OPFOR) element in the rear area has forwarded the positions of the enemy support sites or the locations of moving elements. The OPFOR aircraft have been dispatched to attack enemy installations or convoys.

STANDARD: The OPFOR element attempts to delay, disrupt, or damage the enemy targets by air. 1. Locates the target (support sites or convoys). 2. Makes attack runs on the designated targets. 3. Inflicts heavy damage to the selected target. 4. Sustains no loss of aircraft. 5. Delays moving the force for more than one hour.

TASK: Attack (5-OPFOR-0001)

CONDITION: The opposing forces (OPFOR) element has located the enemy. The priority intelligence requirements (PIR) and the other intelligence requirements have been obtained by OPFOR patrols. The OPFOR element has automatic and antiarmor weapons and light mortars.

STANDARD: The OPFOR element attempts to seize the terrain, the vehicles, or the equipment. 1. Develops an attack plan. 2. Surprises the enemy unit's main body. 3. Initiates the attack using a scheme of maneuver that exploits the enemy's flanks, gaps, and weaknesses. 4. Uses covered and concealed routes to approach the enemy forces' flanks, gaps, or weakly held areas. 5. Employs indirect fire to support the attack. 6. Penetrates enemy defenses. 7. Destroys the equipment and the supplies. 8. Inflicts heavy casualties. 9. Isolates the combat service support (CSS) base by blocking the reinforcements. 10. Forces the enemy units to displace. 11. Avoids being fixed in one position. 12. Withdraws before the CSS base is reinforced with tactical combat forces.

TASK: Surrender to the Capturing Unit on the Battlefield (5-OPFOR-0024)

CONDITION: The enemy has captured opposing forces (OPFOR) element's soldiers, documents, and equipment sensitive to the OPFOR tactical operations.

STANDARD: The OPFOR soldiers retain or destroy documents and equipment. The OPFOR element surrenders the documents and the equipment of no tactical use to the enemy and attempts to conceal or destroy items of tactical value. The OPFOR element attempts escape and evasion. 1. Prevents the successful capture of the documents and the equipment. 2. Destroys the documents and the equipment. 3. Removes identifying markings from the equipment. 4. Removes unit-identifying insignia. 5. Provides misleading information. 6. Plans an escape. 7. Delays movement to the nearest collection point. 8. Prevents safeguarding of the enemy prisoners of war (EPWs) in order to cause embarrassment to the United States (US).

ELEMENT: Horizontal Construction Platoon

TASK: Install, Operate, and Maintain a Single-Channel, Ground and Airborne Radio System (SINGARS) Frequency Hopping (FH) Net (11-5-1102.05-T01A)

(FM 24-19)
(FM 24-33)

(FM 20-3)
(FM 24-35)

(FM 24-18)
(FM 24-35-1)

ITERATION: 1 2 3 4 5 M (Circle)

COMMANDER/LEADER ASSESSMENT: T P U (Circle)

CONDITIONS: The team has been briefed and has extracts from the signal operation instructions (SOI) and the signal supplemental instructions (SSI), the appropriate loading devices with keys, a radio net diagram, maps, and grid coordinates. Subtasks 1 through 4 are done in the motor pool or staging area before going to the field location. Some iterations of this task should be performed in MOPP4.

TASK STANDARDS: The SINGARS radio sets are operational according to the tactical standing operating procedure (TACSOP) and the operation plan (OPLAN) or operation order (OPORD). The time required to perform this task is increased when conducting it in mission-oriented protection posture (MOPP) 4.

TASK STEPS AND PERFORMANCE MEASURES	GO	NO-GO
<p>* 1. The supervisor checks all radios for completeness and operability.</p> <ul style="list-style-type: none"> a. Ensured that the vehicular and manpack systems were assembled correctly. <p>WARNING: HIGH VOLTAGES EXIST AT CONNECTOR J1 ON THE MOUNTING ADAPTER. BE SURE THAT J1 IS COVERED OR CAPPED WHEN NOT IN USE.</p> <ul style="list-style-type: none"> b. Ensured that the operator logged the amp hours (manpack system only). c. Ensured that the preventive-maintenance checks and services (PMCS) were completed. <p>* 2. The supervisor selects the site.</p> <ul style="list-style-type: none"> a. Selected the primary and alternate locations within the general site. b. Established and maintained camouflage discipline. c. Ensured that the location provided effective use of the terrain in an electronic warfare (EW) environment. d. Ensured that the location avoided interference from power lines and other friendly sources of frequency interference. <p>3. Net members perform pre-mission checks for a SINGARS FH cold-start net opening.</p> <ul style="list-style-type: none"> a. Performed before-operation PMCS. b. Loaded the transmission security key (TSK) using MX-10579 or MS-18290 (nonintegrated communications security [non-ICOM] only). c. Loaded the hop set using MX-18290 (integrated communications security [ICOM] only). d. Loaded the traffic encryption key (TEK) using KYK-13. <p>4. The net control station (NCS) performs pre-mission checks for SINGARS FH cold-start net opening.</p> <ul style="list-style-type: none"> a. Performed preoperational PMCS. b. Loaded the TSK and the hop set using MX-10579 or MX18290 (non-ICOM only). c. Loaded the hop set using MX-18290 (ICOM only). d. Loaded the TEK using KYK-13. 		

TASK STEPS AND PERFORMANCE MEASURES	GO	NO-GO
<p>e. Loaded the FH sync-time according to the SOI/SSI.</p> <p>f. Loaded the cue frequency.</p> <p>g. Directed the alternate NCS to load the cue frequency as required.</p> <p>h. Changed the net identification according to the SOI/SSI.</p> <p>5. The NCS opens the net.</p> <p>a. Issued the net call in the secure mode on the MAN channel.</p> <p>b. Issued and sent the electronic countercountermeasures [ECCM] remote fill (ERF) instructions.</p> <p>c. Set the channel switch to the hop set channel and issued the net call.</p> <p>d. Opened the net.</p> <p>e. Reset the channel switch to MAN and called missing net members.</p> <p>f. Repeated the cold start.</p> <p>g. Set the FCTN switch to SQ ON.</p> <p>6. Net members enter the net.</p> <p>a. Responded in the correct sequence to the net call.</p> <p>b. Stored the ERF, set the channel switch to the hop set channel, reset the channel switch to MAN, and set the FCTN switch to SQ ON.</p> <p>c. Responded in sequence to the NCS call.</p> <p>d. Reset the channel switch to MAN and the FCTN switch to LO if the member missed the ERF or heard no communications on the hop set channel.</p> <p>e. Responded in sequence to the NCS call.</p> <p>7. Net members perform the late net entry (LNE), cue, and ERF method.</p> <p>a. Performed pre-mission checks for an FH cold start.</p> <p>b. Loaded the cue frequency according to the SOI/SSI.</p> <p>c. Initiated the cue call.</p> <p>d. Reported into the net.</p> <p>e. Switched to the MAN channel and conducted the cold-start net opening.</p> <p>8. Net members use proper radio procedures.</p> <p>a. Kept the length and the number of transmissions to a minimum.</p> <p>b. Used the lowest power setting required to communicate.</p> <p>c. Used authorized call signs and frequencies.</p> <p>d. Observed periods of radio-listening silence.</p> <p>e. Operated on a random schedule.</p> <p>f. Adhered to net discipline.</p> <p>9. Team members recognize different types of interference.</p> <p>a. Checked the RT signal (SIG) display when it was not transmitting. If the display was constantly or intermittently higher than 1, then the members disconnected the antenna to determine if the interference was internal or external.</p> <p>b. Initiated the ECCM for external symptoms.</p> <p>10. Team members initiate ECCM actions.</p> <p>a. Continued to operate.</p> <p>b. Did not disclose the effectiveness of the jamming in the clear.</p> <p>c. Reduced the transmission speed.</p> <p>d. Increased the transmitter power.</p> <p>e. Relocated the antenna.</p> <p>f. Prepared and forwarded a meaconing, intrusion, jamming, and interference (MIJI) feeder report to the supervisor in the United States message text format (USMTF).</p>		

TASK STEPS AND PERFORMANCE MEASURES	GO	NO-GO
<p>11. Team members extend the range of the radio station.</p> <ul style="list-style-type: none"> a. Inspected the OE-254 for serviceability. b. Installed the OE-254 antenna using the team method. c. Accomplished the transaction from the whip antenna to the OE-254 without unnecessary interruption of service. <p>12. The retransmission team establishes a retransmission site.</p> <ul style="list-style-type: none"> a. Installed and connected the OE-254 antennas. b. Performed preoperational PMCS. c. Loaded the CMD NET MAN frequency in radio C. d. Loaded the CMD NET MAN and cue frequencies in radio D. e. Loaded the TSK and the TEK into both radios (non-ICOM only). f. Loaded the hop set and the TEK into both radios (ICOM only). g. Cued the LNE using radio D. h. Stored the ERF into both radios. i. Changed radio D to RTS MAN and cue frequencies and TRS net ID. j. Set the FCTN switches of radios C and D to RXMT. <p>13. Team members initiate the net radio interface (NRI) call.</p> <ul style="list-style-type: none"> a. Called the NRI operator on the NRI hop set channel, or initiated a cue call on the net control interface (NCI) cue channel, as required. b. Switched to NRI MAN channel. c. Established communications on the NRI hop set channel. d. Identified the telephone subscriber by call sign or telephone number. <p>14. Team members maintain the SINCGARS radio net.</p> <ul style="list-style-type: none"> a. Performed PMCS, as required. b. Performed fault isolation, as required. c. Performed user-level maintenance, as required. d. Evacuated the faulty equipment, as required. e. Completed the necessary entries in the maintenance record. f. Reported all uncorrected deficiencies to the immediate supervisor. <p>15. The NCS closes the net.</p> <ul style="list-style-type: none"> a. Called the net and issued closedown instructions. b. Acknowledged the net members. c. Received acknowledgement in the correct sequence. d. Performed after-operation PMCS. 		

TASK PERFORMANCE / EVALUATION SUMMARY BLOCK							
ITERATION	1	2	3	4	5	M	TOTAL
TOTAL TASK STEPS EVALUATED							
TOTAL TASK STEPS "GO"							
TRAINING STATUS "GO"/"NO-GO"							

"*" indicates a leader task step.

SUPPORTING INDIVIDUAL TASKS: NONE

SUPPORTING COLLECTIVE TASKS: NONE

OPFOR TASKS AND STANDARDS

TASK: Disrupt a Route Reconnaissance (5-OPFOR-0021)

CONDITION: The enemy is conducting a route reconnaissance. The opposing forces (OPFOR) element is positioned along the enemy's route.

STANDARD: The OPFOR element attempts to disrupt a squad/section conducting a route reconnaissance. 1. Prevents the unit from meeting its specified time schedule. 2. Forces the unit to deviate from its specified route. 3. Prevents the unit from reaching its assigned destination. 4. Surprises the squad/section. 5. Inflicts casualties on the unit.

TASK: Conduct an Aerial Reconnaissance (5-OPFOR-0010)

CONDITION: The opposing forces (OPFOR) headquarters (HQ) element requires intelligence on the locations and identification of the enemy elements. Aircraft is dispatched to take photographs and make a visual inspection of the enemy rear area.

STANDARD: The OPFOR element gathers photograph intelligence of the enemy. 1. Photographs the assigned sectors. 2. Makes quick visual checks where the ceiling is low. 3. Locates enemy positions in the area, particularly support and storage bases, and command and control (C2) facilities. 4. Sustains no loss of aircraft. 5. Reports priority intelligence requirements (PIR) and other information requirements to the OPFOR HQ.

TASK: Conduct a Raid (5-OPFOR-0004)

CONDITION: The opposing forces (OPFOR) element has occupied an objective rally point and has orders to conduct a raid on a combat service support (CSS) base.

STANDARD: The OPFOR element infiltrates the enemy's base and destroys all of the targets. 1. Surprises the enemy forces. 2. Assaults the support base and accomplishes the assigned tasks. 3. Destroys the specified equipment and supplies. 4. Avoids being decisively engaged. 5. Withdraws all personnel from the objective areas within the time prescribed. 6. Obtains all priority intelligence requirements (PIR) from the raid site. 7. Sustains only light casualties from enemy fire.

TASK: Defeat Obstacles (5-OPFOR-0009)

CONDITION: The opposing forces (OPFOR) element encounters an obstacle that blocks the avenue of approach as it advances upon the enemy forces.

STANDARD: The OPFOR element bypasses or breaches the enemy obstacle. 1. Detects the obstacle before halting its main body. 2. Defeats the obstacle. a. Bypasses the obstacle without entering the engagement areas. b. Breaches the obstacle within 45 minutes and passes its entire force through the obstacle. 3. Does not incur degradation to the point that the mission must be discontinued.

TASK: Conduct an Attack (5-OPFOR-0008)

CONDITION: The enemy is conducting tactical operations. The opposing forces (OPFOR) element receives orders to attack the enemy, the area of occupation, or the main supply route (MSR) with smoke.

STANDARD: The OPFOR element disrupts the enemy's movement and smoke operations. 1. Determines the delivery method of the smoke attack. 2. Locates the target. 3. Delivers the smoke attack downwind. 4. Attacks the enemy with smoke, and surge attacks when the enemy responds to the smoke.

TASK: Disrupt Construction of Vehicle Fighting Positions (5-OPFOR-0020)

CONDITION: The opposing forces (OPFOR) element has located the enemy. The priority intelligence requirements (PIR) and other intelligence obtained by OPFOR patrols indicate the enemy is constructing vehicle fighting positions within its defensive area. The OPFOR element has automatic and antiarmor weapons and light mortars.

STANDARD: The OPFOR element attempts to disrupt the enemy's efforts to establish vehicle fighting positions. 1. Locates the defensive area. 2. Surprises the main body. 3. Penetrates the defensive area with squad-size probes. 4. Inflicts casualties on the unit. 5. Destroys vehicles. 6. Disrupts the unit's preparations (prevents or delays beyond the unit's allotted time).

TASK: Disrupt an Engineer Reconnaissance (5-OPFOR-0022)

CONDITION: The enemy is conducting an engineer reconnaissance. The opposing forces (OPFOR) element is positioned along the enemy's route.

STANDARD: The OPFOR element disrupts an engineer reconnaissance. 1. Prevents the unit from meeting its specified time schedule. 2. Forces the unit to deviate from its specified route. 3. Prevents the unit from accomplishing its assigned engineer reconnaissance. 4. Surprises the unit conducting the reconnaissance.

TASK: Conduct Terrorist and Saboteur Attacks (5-OPFOR-0005)

CONDITION: The opposing forces (OPFOR) element dispatches small teams into the enemy's rear area to disrupt combat service support (CSS) operations.

STANDARD: The enemy sustains disrupted command and control (C2), destroyed equipment and supplies, and light casualties. 1. Locates rear support bases and C2 facilities. 2. Delays and disrupts CSS operations through probes. 3. Infiltrates CSS bases to conduct sabotage and terrorist activities. 4. Inflicts light casualties. 5. Destroys supplies and equipment.

TASK: Defend a Minefield (5-OPFOR-0023)

CONDITION: The enemy is conducting a minefield sweeping operation. The opposing forces (OPFOR) element has a minefield placed in the enemy's path. The minefield is under constant observation and fire.

STANDARD: The OPFOR element defends a minefield against an enemy element conducting a minefield sweeping operation. 1. Prevents the unit from detecting the obstacle. 2. Disrupts the minefield sweeping operation. 3. Prevents the unit from conducting the minefield sweeping operation, prevents the unit from moving all personnel through the breach, or delays the completion of the minefield sweeping operation for more than 45 minutes.

TASK: Conduct an Ambush (5-OPFOR-0007)

CONDITION: The enemy is moving in a convoy. The opposing forces (OPFOR) element is positioned along the enemy's route.

STANDARD: The OPFOR element inflicts casualties on the enemy and causes vehicle and equipment damage. 1. Prepares an ambush site before the element arrives. 2. Surprises march element forces. 3. Inflicts heavy casualties within the designated kill zone. 4. Inflicts heavy damage to the vehicles and the equipment within the designated kill zone. 5. Delays the march element from reaching a specified destination for a specified period of time. 6. Withdraws on order. 7. Sustains no casualties. 8. Reports actions to superiors.

TASK: Maintain Contact (5-OPFOR-0003)

CONDITION: The opposing forces (OPFOR) element is engaged with enemy base-defense forces. The enemy forces are withdrawing under pressure.

STANDARD: The OPFOR element maintains enemy contact while the enemy withdraws. 1. Engages the enemy forces decisively. 2. Advances the OPFOR as the enemy forces withdraw. 3. Inflicts heavy casualties. 4. Captures the members of the enemy force. 5. Captures documents and equipment. 6. Safeguards the captured documents, the equipment, and the personnel.

TASK: Surrender to the Capturing Unit on the Battlefield (5-OPFOR-0024)

CONDITION: The enemy has captured opposing forces (OPFOR) element's soldiers, documents, and equipment sensitive to the OPFOR tactical operations.

STANDARD: The OPFOR soldiers retain or destroy documents and equipment. The OPFOR element surrenders the documents and the equipment of no tactical use to the enemy and attempts to conceal or destroy items of tactical value. The OPFOR element attempts escape and evasion. 1. Prevents the successful capture of the documents and the equipment. 2. Destroys the documents and the equipment. 3. Removes identifying markings from the equipment. 4. Removes unit-identifying insignia. 5. Provides misleading information. 6. Plans an escape. 7. Delays movement to the nearest collection point. 8. Prevents safeguarding of the enemy prisoners of war (EPWs) in order to cause embarrassment to the United States (US).

TASK: Disrupt a Net Control Station (NCS) (5-OPFOR-0019)

CONDITION: The enemy has established a NCS. The opposing forces (OPFOR) element has radio and jamming equipment.

STANDARD: The OPFOR element attempts to disrupt an NCS. 1. Attempts to locate the radio frequency that the unit is operating on. 2. Attempts to enter the radio net. 3. Attempts to issue "bogus" orders to a unit on the net. 4. Jams the radio frequency and forces the unit to go to an alternate frequency.

TASK: Disrupt Defensive Preparations (5-OPFOR-0018)

CONDITION: The opposing forces (OPFOR) element has located the enemy. Priority intelligence requirements (PIR) and other intelligence requirements obtained by OPFOR patrols indicate that the enemy elements are establishing defensive positions. The OPFOR element has automatic and antiarmor weapons and light mortars.

STANDARD: The OPFOR element disrupts and delays the enemy's defensive preparations. 1. Locates and penetrates the enemy's security system. 2. Forces the enemy to delay defensive preparations. 3. Disrupts the enemy's obstacle preparations.

TASK: Disrupt Enemy Movement and Operations Using Tactical Nuclear Weapons (5-OPFOR-0016)

CONDITION: The opposing forces (OPFOR) element has located the enemy. Priority intelligence requirements (PIR) and other intelligence requirements have been obtained by OPFOR patrols. Tactical nuclear weapons are employed against key locations in the rear area.

STANDARD: The OPFOR element disrupts enemy movement and operations. 1. Disrupts or delays the movement of the enemy's equipment and supplies to the forward areas. 2. Destroys enemy equipment and supplies. 3. Inflicts a high rate of nuclear casualties among the enemy forces. 4. Denies the enemy the use of specified areas. 5. Contaminates the enemy's equipment and supplies.

TASK: Disrupt Quartering Party Operations (5-OPFOR-0017)

CONDITION: The enemy is conducting quartering party operations. It has established an assembly area (AA) but has not moved in the main body.

STANDARD: The opposing forces (OPFOR) element attempts to disrupt quartering party operations and infiltrate the enemy's AA. 1. Locates the quartering party and the AA. 2. Surprises the main body. 3. Penetrates the AA with squad-size probes. 4. Inflicts personnel casualties and vehicle damage. 5. Disrupts the unit's preparations (prevents or delays beyond the unit's allotted time).

TASK: Disrupt Enemy Movement and Operations Using Persistent and Nonpersistent Chemical Weapons (5-OPFOR-0015)

CONDITION: The opposing forces (OPFOR) element has located the enemy. Priority intelligence requirements (PIR) and other intelligence requirements have been obtained by OPFOR patrols. The OPFOR units deliver chemical agents, by means of conventional artillery weapons or aircraft, along selected supply routes and key bases in the rear area.

STANDARD: The OPFOR element disrupts enemy movement and operations using persistent and nonpersistent chemical weapons. 1. Delivers chemical agents in low and densely wooded areas. 2. Delays the movement of enemy supplies and equipment to the forward areas. 3. Restricts the movement of the enemy units in the rear area. 4. Channels the movement of enemy units into predesignated ambush areas. 5. Contaminates enemy supplies and equipment. 6. Inflicts a high rate of casualties on enemy forces.

TASK: Disrupt Movement (5-OPFOR-0014)

CONDITION: The enemy is expected to move through the opposing forces (OPFOR) element's area of operations. The OPFOR element has received an operation order (OPORD) or fragmentary order (FRAGO) to disrupt enemy movement. The enemy has the capability to defend with direct fire and antiarmor weapons.

STANDARD: The OPFOR element delays enemy movement. 1. Delays the element. 2. Forces the element to deviate from its route. 3. Prevents the element from reaching its destination. 4. Surprises the element's main body.

TASK: Counter Passage of Lines (5-OPFOR-0012)

CONDITION: Enemy forces are in defensive positions, but they are expected to attempt passage-of-lines operations. The opposing forces (OPFOR) received orders to disrupt enemy passage-of-lines operations.

STANDARD: The OPFOR element delays or prevents enemy passage of lines. 1. Delays the passage. 2. Prevents the company from moving all personnel through the stationary unit. 3. Engages the main body of either the moving or the stationary unit.

TASK: Disrupt Assembly Area (AA) Activities (5-OPFOR-0013)

CONDITION: Intelligence reports indicate that platoon- and company-size enemy units are operating in the opposing forces (OPFOR) area of operations. Enemy units can defend from AAs with direct fire, antiarmor weapons, and indirect fire. The enemy has close air support (CAS) and nuclear, biological, and chemical (NBC) capabilities.

STANDARD: The OPFOR element locates and disrupts the enemy's AA activities. 1. Locates the element's AA. 2. Probes the AA with squad- or team-size elements. 3. Inflicts more than 5 percent casualties on the element. 4. Disrupts the element's preparations (prevents or delays beyond the element's allotted time).

TASK: Attack (5-OPFOR-0001)

CONDITION: The opposing forces (OPFOR) element has located the enemy. The priority intelligence requirements (PIR) and the other intelligence requirements have been obtained by OPFOR patrols. The OPFOR element has automatic and antiarmor weapons and light mortars.

STANDARD: The OPFOR element attempts to seize the terrain, the vehicles, or the equipment. 1. Develops an attack plan. 2. Surprises the enemy unit's main body. 3. Initiates the attack using a scheme of maneuver that exploits the enemy's flanks, gaps, and weaknesses. 4. Uses covered and concealed routes to approach the enemy forces' flanks, gaps, or weakly held areas. 5. Employs indirect fire to support the attack. 6. Penetrates enemy defenses. 7. Destroys the equipment and the supplies. 8. Inflicts heavy casualties. 9. Isolates the combat service support (CSS) base by blocking the reinforcements. 10. Forces the enemy units to displace. 11. Avoids being fixed in one position. 12. Withdraws before the CSS base is reinforced with tactical combat forces.

TASK: Conduct Sniper Operations (5-OPFOR-0006)

CONDITION: The opposing forces (OPFOR) element has assigned snipers (regular or irregular elements) in the enemy's rear area along the main supply route (MSR) and near support sites.

STANDARD: The OPFOR element kills or wounds targets. 1. Sets up a well-concealed location. 2. Engages vehicle drivers or personnel on foot with short bursts of semiautomatic fire. 3. Kills or wounds selected targets. 4. Prevents the position from being discovered by enemy forces. 5. Evacuates the area without being spotted. 6. Reports all specified priority intelligence requirements (PIR) and other intelligence requirements to the OPFOR headquarters (HQ).

TASK: Conduct Air Attacks (5-OPFOR-0002)

CONDITION: The opposing forces (OPFOR) element in the rear area has forwarded the positions of the enemy support sites or the locations of moving elements. The OPFOR aircraft have been dispatched to attack enemy installations or convoys.

STANDARD: The OPFOR element attempts to delay, disrupt, or damage the enemy targets by air. 1. Locates the target (support sites or convoys). 2. Makes attack runs on the designated targets. 3. Inflicts heavy damage to the selected target. 4. Sustains no loss of aircraft. 5. Delays moving the force for more than one hour.

ELEMENTS: Maintenance Section
Horizontal Construction Platoon

TASK: Maintain Platoon Strength (12-3-0001.05-T01A)
(FM 12-6)

ITERATION: 1 2 3 4 5 M (Circle)

COMMANDER/LEADER ASSESSMENT: T P U (Circle)

CONDITIONS: Casualties have occurred and replacements are arriving. A lull in the battle has occurred. Digital units have performed functionality checks, and systems are operational. Some iterations of this task should be performed in MOPP4.

TASK STANDARDS: A personnel status report (PSR), which accounts for all platoon personnel, is provided daily or as required. Digital units send and receive reports and orders using frequency-modulated (FM) or digital means. The time required to perform this task is increased when conducting it in mission-oriented protection posture (MOPP) 4.

TASK STEPS AND PERFORMANCE MEASURES	GO	NO-GO
<ol style="list-style-type: none"> 1. Element members take immediate action. <ol style="list-style-type: none"> a. Performed first aid on wounded soldiers. b. Requested medical aid, as needed. * 2. Element leaders report the squad's personnel status. <ol style="list-style-type: none"> a. Accounted for all assigned or attached personnel. b. Prepared Department of the Army (DA) Form 1156 for killed or wounded soldiers (body under United States [US] control). c. Prepared DA Form 1155 for captured or missing soldiers (body not under US control). d. Forwarded reports and completed forms to the company command post (CP). * 3. The element leader or platoon sergeant processes strength information. <ol style="list-style-type: none"> a. Recorded the situation report (SITREP) and other personnel information. b. Directed cross leveling to fill critical-position openings caused by casualties. c. Consolidated squad personnel reports. d. Collected casualty feeder reports and witness statements (DA Forms 1155 and 1156). e. Updated the battle roster and the platoon's strength-accountability system. f. Determined critical-replacement requirements. g. Prepared the strength report. * 4. The element leader or platoon sergeant processes replacements. <ol style="list-style-type: none"> a. Briefed replacements on the mission, the tactical situation, platoon policies and procedures, specific duties, and site or platoon orientation. b. Entered the names of soldiers onto the platoon's accountability system or battle roster. c. Inspected soldiers for combat-critical clothing and equipment. d. Arranged for the issue of missing required items of combat-critical clothing and equipment. e. Implemented the buddy system. f. Arranged for the movement of soldiers to assignments. * 5. The element leader or platoon sergeant reports the personnel status. 		

TASK STEPS AND PERFORMANCE MEASURES	GO	NO-GO
a. Forwarded completed DA Forms 1155 and 1156.		
b. Transmitted the strength report and other requested personnel information.		

TASK PERFORMANCE / EVALUATION SUMMARY BLOCK							
ITERATION	1	2	3	4	5	M	TOTAL
TOTAL TASK STEPS EVALUATED							
TOTAL TASK STEPS "GO"							
TRAINING STATUS "GO"/"NO-GO"							

"*" indicates a leader task step.

SUPPORTING INDIVIDUAL TASKS

Task Number	Task Title	References
081-831-1005	Prevent Shock	STP 21-1-SMCT
081-831-1016	Put on a Field or Pressure Dressing	STP 21-1-SMCT

SUPPORTING COLLECTIVE TASKS: NONE

OPFOR TASKS AND STANDARDS

TASK: Surrender to the Capturing Unit on the Battlefield (5-OPFOR-0024)

CONDITION: The enemy has captured opposing forces (OPFOR) element's soldiers, documents, and equipment sensitive to the OPFOR tactical operations.

STANDARD: The OPFOR soldiers retain or destroy documents and equipment. The OPFOR element surrenders the documents and the equipment of no tactical use to the enemy and attempts to conceal or destroy items of tactical value. The OPFOR element attempts escape and evasion. 1. Prevents the successful capture of the documents and the equipment. 2. Destroys the documents and the equipment. 3. Removes identifying markings from the equipment. 4. Removes unit-identifying insignia. 5. Provides misleading information. 6. Plans an escape. 7. Delays movement to the nearest collection point. 8. Prevents safeguarding of the enemy prisoners of war (EPWs) in order to cause embarrassment to the United States (US).

TASK: Disrupt a Route Reconnaissance (5-OPFOR-0021)

CONDITION: The enemy is conducting a route reconnaissance. The opposing forces (OPFOR) element is positioned along the enemy's route.

STANDARD: The OPFOR element attempts to disrupt a squad/section conducting a route reconnaissance. 1. Prevents the unit from meeting its specified time schedule. 2. Forces the unit to deviate from its specified route. 3. Prevents the unit from reaching its assigned destination. 4. Surprises the squad/section. 5. Inflicts casualties on the unit.

TASK: Conduct an Attack (5-OPFOR-0008)

CONDITION: The enemy is conducting tactical operations. The opposing forces (OPFOR) element receives orders to attack the enemy, the area of occupation, or the main supply route (MSR) with smoke.

STANDARD: The OPFOR element disrupts the enemy's movement and smoke operations. 1. Determines the delivery method of the smoke attack. 2. Locates the target. 3. Delivers the smoke attack downwind. 4. Attacks the enemy with smoke, and surge attacks when the enemy responds to the smoke.

TASK: Conduct a Raid (5-OPFOR-0004)

CONDITION: The opposing forces (OPFOR) element has occupied an objective rally point and has orders to conduct a raid on a combat service support (CSS) base.

STANDARD: The OPFOR element infiltrates the enemy's base and destroys all of the targets. 1. Surprises the enemy forces. 2. Assaults the support base and accomplishes the assigned tasks. 3. Destroys the specified equipment and supplies. 4. Avoids being decisively engaged. 5. Withdraws all personnel from the objective areas within the time prescribed. 6. Obtains all priority intelligence requirements (PIR) from the raid site. 7. Sustains only light casualties from enemy fire.

TASK: Conduct an Aerial Reconnaissance (5-OPFOR-0010)

CONDITION: The opposing forces (OPFOR) headquarters (HQ) element requires intelligence on the locations and identification of the enemy elements. Aircraft is dispatched to take photographs and make a visual inspection of the enemy rear area.

STANDARD: The OPFOR element gathers photograph intelligence of the enemy. 1. Photographs the assigned sectors. 2. Makes quick visual checks where the ceiling is low. 3. Locates enemy positions in the area, particularly support and storage bases, and command and control (C2) facilities. 4. Sustains no loss of aircraft. 5. Reports priority intelligence requirements (PIR) and other information requirements to the OPFOR HQ.

TASK: Defeat Obstacles (5-OPFOR-0009)

CONDITION: The opposing forces (OPFOR) element encounters an obstacle that blocks the avenue of approach as it advances upon the enemy forces.

STANDARD: The OPFOR element bypasses or breaches the enemy obstacle. 1. Detects the obstacle before halting its main body. 2. Defeats the obstacle. a. Bypasses the obstacle without entering the engagement areas. b. Breaches the obstacle within 45 minutes and passes its entire force through the obstacle. 3. Does not incur degradation to the point that the mission must be discontinued.

TASK: Disrupt Construction of Vehicle Fighting Positions (5-OPFOR-0020)

CONDITION: The opposing forces (OPFOR) element has located the enemy. The priority intelligence requirements (PIR) and other intelligence obtained by OPFOR patrols indicate the enemy is constructing vehicle fighting positions within its defensive area. The OPFOR element has automatic and antiarmor weapons and light mortars.

STANDARD: The OPFOR element attempts to disrupt the enemy's efforts to establish vehicle fighting positions. 1. Locates the defensive area. 2. Surprises the main body. 3. Penetrates the defensive area with squad-size probes. 4. Inflicts casualties on the unit. 5. Destroys vehicles. 6. Disrupts the unit's preparations (prevents or delays beyond the unit's allotted time).

TASK: Disrupt an Engineer Reconnaissance (5-OPFOR-0022)

CONDITION: The enemy is conducting an engineer reconnaissance. The opposing forces (OPFOR) element is positioned along the enemy's route.

STANDARD: The OPFOR element disrupts an engineer reconnaissance. 1. Prevents the unit from meeting its specified time schedule. 2. Forces the unit to deviate from its specified route. 3. Prevents the unit from accomplishing its assigned engineer reconnaissance. 4. Surprises the unit conducting the reconnaissance.

TASK: Defend a Minefield (5-OPFOR-0023)

CONDITION: The enemy is conducting a minefield sweeping operation. The opposing forces (OPFOR) element has a minefield placed in the enemy's path. The minefield is under constant observation and fire.

STANDARD: The OPFOR element defends a minefield against an enemy element conducting a minefield sweeping operation. 1. Prevents the unit from detecting the obstacle. 2. Disrupts the minefield sweeping operation. 3. Prevents the unit from conducting the minefield sweeping operation, prevents the unit from moving all personnel through the breach, or delays the completion of the minefield sweeping operation for more than 45 minutes.

TASK: Conduct Terrorist and Saboteur Attacks (5-OPFOR-0005)

CONDITION: The opposing forces (OPFOR) element dispatches small teams into the enemy's rear area to disrupt combat service support (CSS) operations.

STANDARD: The enemy sustains disrupted command and control (C2), destroyed equipment and supplies, and light casualties. 1. Locates rear support bases and C2 facilities. 2. Delays and disrupts CSS operations through probes. 3. Infiltrates CSS bases to conduct sabotage and terrorist activities. 4. Inflicts light casualties. 5. Destroys supplies and equipment.

TASK: Conduct Sniper Operations (5-OPFOR-0006)

CONDITION: The opposing forces (OPFOR) element has assigned snipers (regular or irregular elements) in the enemy's rear area along the main supply route (MSR) and near support sites.

STANDARD: The OPFOR element kills or wounds targets. 1. Sets up a well-concealed location. 2. Engages vehicle drivers or personnel on foot with short bursts of semiautomatic fire. 3. Kills or wounds selected targets. 4. Prevents the position from being discovered by enemy forces. 5. Evacuates the area without being spotted. 6. Reports all specified priority intelligence requirements (PIR) and other intelligence requirements to the OPFOR headquarters (HQ).

TASK: Maintain Contact (5-OPFOR-0003)

CONDITION: The opposing forces (OPFOR) element is engaged with enemy base-defense forces. The enemy forces are withdrawing under pressure.

STANDARD: The OPFOR element maintains enemy contact while the enemy withdraws. 1. Engages the enemy forces decisively. 2. Advances the OPFOR as the enemy forces withdraw. 3. Inflicts heavy casualties. 4. Captures the members of the enemy force. 5. Captures documents and equipment. 6. Safeguards the captured documents, the equipment, and the personnel.

TASK: Conduct an Ambush (5-OPFOR-0007)

CONDITION: The enemy is moving in a convoy. The opposing forces (OPFOR) element is positioned along the enemy's route.

STANDARD: The OPFOR element inflicts casualties on the enemy and causes vehicle and equipment damage. 1. Prepares an ambush site before the element arrives. 2. Surprises march element forces. 3. Inflicts heavy casualties within the designated kill zone. 4. Inflicts heavy damage to the vehicles and the equipment within the designated kill zone. 5. Delays the march element from reaching a specified destination for a specified period of time. 6. Withdraws on order. 7. Sustains no casualties. 8. Reports actions to superiors.

TASK: Disrupt a Net Control Station (NCS) (5-OPFOR-0019)

CONDITION: The enemy has established a NCS. The opposing forces (OPFOR) element has radio and jamming equipment.

STANDARD: The OPFOR element attempts to disrupt an NCS. 1. Attempts to locate the radio frequency that the unit is operating on. 2. Attempts to enter the radio net. 3. Attempts to issue "bogus" orders to a unit on the net. 4. Jams the radio frequency and forces the unit to go to an alternate frequency.

TASK: Disrupt Defensive Preparations (5-OPFOR-0018)

CONDITION: The opposing forces (OPFOR) element has located the enemy. Priority intelligence requirements (PIR) and other intelligence requirements obtained by OPFOR patrols indicate that the enemy elements are establishing defensive positions. The OPFOR element has automatic and antiarmor weapons and light mortars.

STANDARD: The OPFOR element disrupts and delays the enemy's defensive preparations. 1. Locates and penetrates the enemy's security system. 2. Forces the enemy to delay defensive preparations. 3. Disrupts the enemy's obstacle preparations.

TASK: Disrupt Enemy Movement and Operations Using Tactical Nuclear Weapons (5-OPFOR-0016)

CONDITION: The opposing forces (OPFOR) element has located the enemy. Priority intelligence requirements (PIR) and other intelligence requirements have been obtained by OPFOR patrols. Tactical nuclear weapons are employed against key locations in the rear area.

STANDARD: The OPFOR element disrupts enemy movement and operations. 1. Disrupts or delays the movement of the enemy's equipment and supplies to the forward areas. 2. Destroys enemy equipment and supplies. 3. Inflicts a high rate of nuclear casualties among the enemy forces. 4. Denies the enemy the use of specified areas. 5. Contaminates the enemy's equipment and supplies.

TASK: Disrupt Quartering Party Operations (5-OPFOR-0017)

CONDITION: The enemy is conducting quartering party operations. It has established an assembly area (AA) but has not moved in the main body.

STANDARD: The opposing forces (OPFOR) element attempts to disrupt quartering party operations and infiltrate the enemy's AA. 1. Locates the quartering party and the AA. 2. Surprises the main body. 3. Penetrates the AA with squad-size probes. 4. Inflicts personnel casualties and vehicle damage. 5. Disrupts the unit's preparations (prevents or delays beyond the unit's allotted time).

TASK: Disrupt Enemy Movement and Operations Using Persistent and Nonpersistent Chemical Weapons (5-OPFOR-0015)

CONDITION: The opposing forces (OPFOR) element has located the enemy. Priority intelligence requirements (PIR) and other intelligence requirements have been obtained by OPFOR patrols. The OPFOR units deliver chemical agents, by means of conventional artillery weapons or aircraft, along selected supply routes and key bases in the rear area.

STANDARD: The OPFOR element disrupts enemy movement and operations using persistent and nonpersistent chemical weapons. 1. Delivers chemical agents in low and densely wooded areas. 2. Delays the movement of enemy supplies and equipment to the forward areas. 3. Restricts the movement of the enemy units in the rear area. 4. Channels the movement of enemy units into predesignated ambush areas. 5. Contaminates enemy supplies and equipment. 6. Inflicts a high rate of casualties on enemy forces.

TASK: Disrupt Movement (5-OPFOR-0014)

CONDITION: The enemy is expected to move through the opposing forces (OPFOR) element's area of operations. The OPFOR element has received an operation order (OPORD) or fragmentary order (FRAGO) to disrupt enemy movement. The enemy has the capability to defend with direct fire and antiarmor weapons.

STANDARD: The OPFOR element delays enemy movement. 1. Delays the element. 2. Forces the element to deviate from its route. 3. Prevents the element from reaching its destination. 4. Surprises the element's main body.

TASK: Counter Passage of Lines (5-OPFOR-0012)

CONDITION: Enemy forces are in defensive positions, but they are expected to attempt passage-of-lines operations. The opposing forces (OPFOR) received orders to disrupt enemy passage-of-lines operations.

STANDARD: The OPFOR element delays or prevents enemy passage of lines. 1. Delays the passage. 2. Prevents the company from moving all personnel through the stationary unit. 3. Engages the main body of either the moving or the stationary unit.

TASK: Disrupt Assembly Area (AA) Activities (5-OPFOR-0013)

CONDITION: Intelligence reports indicate that platoon- and company-size enemy units are operating in the opposing forces (OPFOR) area of operations. Enemy units can defend from AAs with direct fire, antiarmor weapons, and indirect fire. The enemy has close air support (CAS) and nuclear, biological, and chemical (NBC) capabilities.

STANDARD: The OPFOR element locates and disrupts the enemy's AA activities. 1. Locates the element's AA. 2. Probes the AA with squad- or team-size elements. 3. Inflicts more than 5 percent casualties on the element. 4. Disrupts the element's preparations (prevents or delays beyond the element's allotted time).

TASK: Attack (5-OPFOR-0001)

CONDITION: The opposing forces (OPFOR) element has located the enemy. The priority intelligence requirements (PIR) and the other intelligence requirements have been obtained by OPFOR patrols. The OPFOR element has automatic and antiarmor weapons and light mortars.

STANDARD: The OPFOR element attempts to seize the terrain, the vehicles, or the equipment. 1. Develops an attack plan. 2. Surprises the enemy unit's main body. 3. Initiates the attack using a scheme of maneuver that exploits the enemy's flanks, gaps, and weaknesses. 4. Uses covered and concealed routes to approach the enemy forces' flanks, gaps, or weakly held areas. 5. Employs indirect fire to support the attack. 6. Penetrates enemy defenses. 7. Destroys the equipment and the supplies. 8. Inflicts heavy casualties. 9. Isolates the combat service support (CSS) base by blocking the reinforcements. 10. Forces the enemy units to displace. 11. Avoids being fixed in one position. 12. Withdraws before the CSS base is reinforced with tactical combat forces.

TASK: Conduct Air Attacks (5-OPFOR-0002)

CONDITION: The opposing forces (OPFOR) element in the rear area has forwarded the positions of the enemy support sites or the locations of moving elements. The OPFOR aircraft have been dispatched to attack enemy installations or convoys.

STANDARD: The OPFOR element attempts to delay, disrupt, or damage the enemy targets by air. 1. Locates the target (support sites or convoys). 2. Makes attack runs on the designated targets. 3. Inflicts heavy damage to the selected target. 4. Sustains no loss of aircraft. 5. Delays moving the force for more than one hour.

CHAPTER 6

External Evaluation

6-1. General. An external evaluation assesses the unit's ability to perform its mission. Using units may modify this evaluation based on the METT-TC and other considerations as deemed appropriate by the commander. Selected T&EOs from Chapter 5 that involve the total unit and employ a realistic OPFOR and the use of the MILES are used for the evaluation. At the completion of the evaluation, the commander can identify the strengths and weaknesses of his unit. These strengths and weakness are the basis for future training and resource allocations.

6-2. Preparing the Evaluation. The commander must standardize evaluation procedures to accurately measure the unit's capabilities. Table 6-1 is a sample evaluation scenario that contains the mission as well as the appropriate tasks necessary to develop the scenario and execute the evaluation. Figure 6-1 is a graphic representation of the scenario. Selective tailoring is required because it is not possible to evaluate every task. The following procedures are suggested for developing the evaluation:

Table 6-1. Sample Evaluation Scenario

Event	Action	Estimated Time Allotted	Proposed Time Frame
1	Conduct Preevaluation Operations	Before start time	
2	Conduct Troop-Leading Procedures		
3	Issue a Road March Order	Day 1 - 0200 hours	2 hours
4	Conduct a Tactical Road March	0400 hours	5 hours
5	Occupy an Assembly Area	0900 hours	3 hours
Module 1			
6	Receive a warning order (WO)	1200 hours	2 hours
7	Support Combat Operations (Mobility)		
8	Conduct Unit Support Operations		
9	Perform Unit Maintenance Operations		
10	Conduct Administrative Operations		
11	Conduct Intelligence Operations		
Module 2			
12	Conduct Unit Support Operations	Day 2 - 1400 hours	
13	Receive a Warning Order		
14	Support Combat Operations (Counter-mobility)		
15	Perform Unit Maintenance Operations		
16	Move to an AAR Site and Conduct an AAR		
17	End Exercise (ENDEX)		

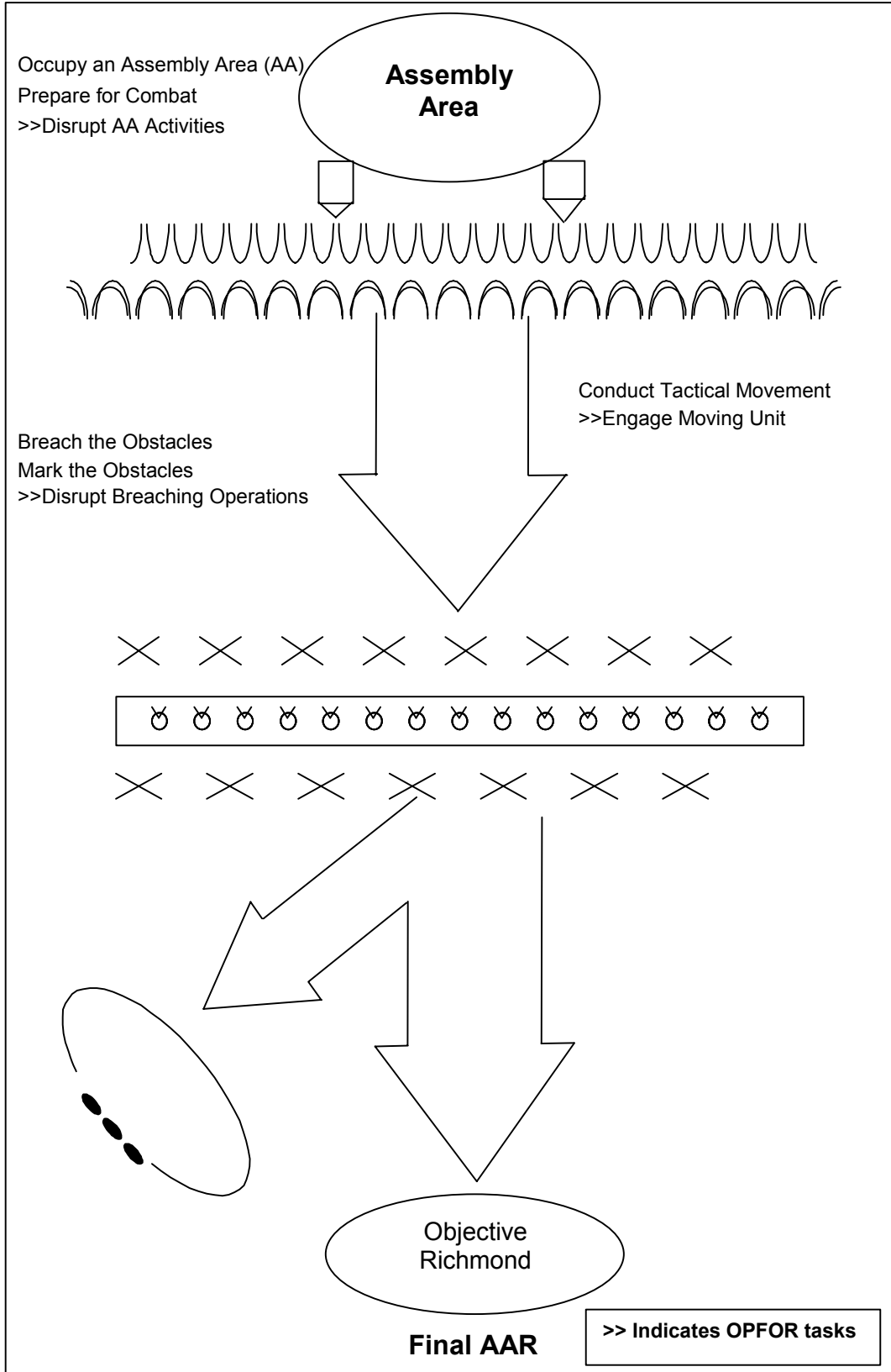


Figure 6-1. General Scenario Illustration

a. Identify the missions to be evaluated for each echelon, using Figure 2-2 in Chapter 2. Record the selected missions on the unit proficiency work sheet (UPW) in Figure 6-2.

Unit: _____		Date: _____				
No.	Unit Mission/Task	Section Squad	Section Squad	Section Squad	Section Squad	Unit Overall Rating and Remarks
		GO	GO	GO	GO	
		NO-GO	NO-GO	NO-GO	NO-GO	
		GO	GO	GO	GO	
		NO-GO	NO-GO	NO-GO	NO-GO	
		GO	GO	GO	GO	
		NO-GO	NO-GO	NO-GO	NO-GO	
		GO	GO	GO	GO	
		NO-GO	NO-GO	NO-GO	NO-GO	
		GO-	GO	GO	GO	
		NO-GO	NO-GO	NO-GO	NO-GO	
		GO	GO	GO	GO	
		NO-GO	NO-GO	NO-GO	NO-GO	
		GO	GO	GO	GO	
		NO-GO	NO-GO	NO-GO	NO-GO	
		GO	GO	GO	GO-	
		NO-GO	NO-GO	NO-GO	NO-GO	
		GO	GO	GO	GO	
		NO-GO	NO-GO	NO-GO	NO-GO	
		GO	GO	GO	GO	
		NO-GO	NO-GO	NO-GO	NO-GO	
		GO	GO	GO	GO	
		NO-GO	NO-GO	NO-GO	NO-GO	
		GO	GO	GO	GO	
		NO-GO	NO-GO	NO-GO	NO-GO	
		GO	GO	GO	GO	
		NO-GO	NO-GO	NO-GO	NO-GO	
		GO	GO	GO	GO	
		NO-GO	NO-GO	NO-GO	NO-GO	

NOTE: If more space is required for remarks, use the back side of this form.

Figure 6-2. Sample Unit Proficiency Work Sheet

c. Select the tasks for the evaluation of every mission. List the selected tasks on the task summary sheet, which is used for recording the results of the evaluation.

d. Compile the selected missions and tasks in the order that they logically occur in the detailed scenario (Table 6-1). Group the selected missions and tasks in parts for continuous operations. The parts can be interrupted at logical points to assess the MILES casualties and to conduct in-process AARs.

6-3. Resource Requirements and Planning Considerations. Adequate training ammunition, equipment, and supplies must be forecasted and requisitioned. Table 6-2 is a consolidated list of the support requirements for this evaluation. It is based on experience with the scenario in Table 6-1. The evaluating HQ must prepare its own consolidated support requirements.

Table 6-2. Sample Consolidated Support Requirements

CONSOLIDATED SUPPORT REQUIREMENTS FOR STX 5-2-E0001			
Ammunition	DODIC	50Estimated Basic Load	
5.56 mm	A080	150 rounds per rifle	
7.62 mm	A111	400 rounds per M60	
5.56 mm	A075	250 rounds per SAW	
Caliber .50	A598	250 rounds per M2	
ATWESS (AT-4)	L367	15 each per company (inert)	
Hand grenade, body, M69	G811	2 per man	
Hand grenade, fuse (practice)	G878	2 per man	
Simulators, projectile, ground burst	L598	50 per exercise	
Simulator, hand grenade, M116 series	L601	20 per squad (without live demolitions to simulate demolition) or 6 per squad	
Demolitions (See note below.)			
MICLIC		4 per company with 2 reloads	
Bangalore torpedo kit		1 per squad	
Charge, block TNT		50 per squad	
MDI M11, 12, 13, 14		15 each (total 60) per platoon	
MDI igniters		60 each platoon	
Time fuse		500 feet per platoon	
Satchel charge, M183		30 per platoon	
40-pound shape charge		12 per platoon	
Smoke grenades, white		60 per platoon	
Smoke pot, ground		10 per platoon	
Other Items			
Batteries, BA 200 (6-volt)		50 each	
Batteries, BA 3090 (9-volt)		400 each	
Class IV			
Concertina wire			
Mines			
MILES Equipment	Company	Evaluators	OPFOR
APC	13		13/4
Caliber .50 system	15		13/4
M240 system	2		
M19 blank firing adapter	15		13/4
M16 system	120		120/28
M60 machine-gun system	13		13/2
Controller guns		8	
Small-arms alignment fixture		2	
NOTE: Ammunition and demolitions are basic loads and should be restocked (according to their use) during the exercise.			

6-4. Selecting and Training Observers/Controllers. A successful evaluation depends heavily on selecting Os/Cs with the proper experience, training them to fulfill their responsibilities, and supervising them throughout the conduct of the evaluation.

6-4. Selecting and Training the Observers/Controllers. A successful evaluation depends heavily on selecting Os/Cs with the proper experience, training them to fulfill their responsibilities, and supervising them throughout the evaluation.

a. The following are minimum rank and experience requirements for Os/Cs:

- (1) The company O/C will be an officer with company command experience.
- (2) Platoon or section Os/Cs will be lieutenant or an NCO with platoon or section experience.
- (3) The recorder will be an officer or an NCO at the evaluation control HQ who receives "kill" information or results and time data from the Os/Cs.

b. A thorough knowledge of the unit's mission, organization, equipment, and doctrine is required by the Os/Cs. They must understand the overall operation of the unit and how it is integrated into and supports the force-protection operations. Team members must have a working knowledge of the common individual and collective tasks in areas such as local-defense convoy procedures, communications, and NBC. One member of the team must have detailed expertise in the NBC and local-defense common task areas. The Os/Cs should be equal in grade to the person in charge of the element they are evaluating and they should have previous experience in the position being evaluated. All team members must be able to make objective evaluations, function effectively as a team member, and state their findings in writing and briefings.

c. O/C training focuses on providing Os/Cs with a general understanding of the overall evaluation, providing each O/C with a detailed understanding of specific duties and responsibilities and on building a spirit of teamwork. The O/C training includes--

- (1) The overall evaluation design, general scenario, master-events list, and specific evaluation purposes and objectives.
- (2) The unit's METL and its linkage to the T&EOs and other materials contained in this ARTEP MTP.
- (3) The O/C team composition and general duties and responsibilities of each team member.
- (4) The detailed responsibilities of individual team members with special emphasis on the master-events-list items that are their responsibility. This includes--
 - (a) A review of written instructions and materials contained in the Os/Cs folders.
 - (b) A detailed reconnaissance of the area used for the evaluation.
 - (c) The O/C communications, and command and control (C2) systems.
 - (d) Safety procedures.
 - (e) Evaluation data-collection OPLAN and procedures.
 - (f) AAR procedures and techniques.

(5) A talk-through of the entire evaluation, which includes war-gaming all items of the master-events list in order of their occurrence and a review of each team member's responsibilities and anticipated problems.

d. The senior O/C supervises the operation of the team. He provides the team leadership, focuses his efforts on ensuring that the Os/Cs fulfill their responsibilities and adhere to the evaluation plan, resolves problems, synchronizes the efforts of the team members, ensures close coordination among team members, holds periodic team-coordination meetings, plans and orchestrates the unit's AAR, and conducts specific evaluation-team AARs.

6-5. Selecting and Training Opposing Forces. The OPFOR support for an external evaluation of the unit is limited to two squads of dismounted infantry and two to five individuals who serve as enemy agents. Although OPFOR support is only used for some tasks, proper training and employment of this force is important to ensure a proper assessment of the unit's capabilities.

a. The OPFOR commander should be a company grade officer or senior NCO who is well trained in OPFOR tactics and operations. In addition to the duties and responsibilities in leading various OPFOR elements, the OPFOR commander serves as a part-time member of the O/C team. In order to fulfill O/C responsibilities, the OPFOR commander must participate in O/C planning and training activities. He must be present during AARs.

b. OPFOR elements are trained, organized, and equipped to operate in a manner that depicts threat forces as realistically as possible. Their training includes--

- (1) Threat tactics and rules for engagement.
- (2) OPFOR missions and responsibilities.
- (3) OPFOR tasks and standards.
- (4) Threat weapons and equipment, if available.
- (5) C2.
- (6) Safety.

6-6. Conducting the Evaluation. The senior O/C has overall responsibility for conducting the evaluation. He orchestrates the overall evaluation and the support provided by the various individuals and elements that are specially selected and trained to fulfill designated functions and responsibilities.

a. Os/Cs must be free to observe, report, and record the actions of the unit.

b. The HQ two echelons above the unit being evaluated should select and train the control element for the evaluation. They issue orders, receive reports, provide feeder information, and control the OPFOR.

c. All exercise participants and supporting personnel must ensure that every facet of the evaluation is conducted in a safe manner. Personnel observing unsafe conditions must take prompt action to halt them and advise their superiors of the situation.

6-7. Recording External Evaluation Information.

a. The senior O/C is responsible for implementing the evaluation scoring system. Although the final evaluation is made up by the senior O/C, the full team participates in this process. Their reports reflect the overall ability of the combat engineer unit to accomplish its wartime missions.

b. The evaluation scoring system is based on an evaluation of the unit's performance of each mission-essential task and any other collective task contained in the overall evaluation plan. Use the following four steps for the evaluation:

- (1) Identify the ARTEP MTP T&EOs that correspond to each of the evaluation-plan tasks.
- (2) Use T&EO standards to evaluate the unit's performances of the tasks. This is done for each evaluation-plan task.
- (3) Record on the T&EO a GO for each performance measure performed to standard and a NO-GO for each performance measure not performed to standard.
- (4) Record the unit's overall capability to perform the task by using GO/NO-GO information recorded on each T&EO. Use the following definitions as guidance in making this determination:
 - (a) GO - the unit successfully accomplished the task or performance measure to standards.
 - (b) NO-GO - the unit did not accomplish the task or performance measure to standard.

c. Use other locally produced reports that are approved by the senior O/C and prescribed in the evaluation plan to collect the evaluation information. These reports assist the team in recording the information concerning the unit's capability to perform its wartime mission according to the established standards. This information will assist the senior O/C to determine the unit's overall final rating. The reports listed below can be used to collect the information.

- (1) Unit data sheet (Figure 6-4). This report records personnel and equipment status.
- (2) Environmental data sheet (Figure 6-5). This report records information concerning weather and terrain conditions present during the evaluation period.
- (3) Personnel and equipment loss report (Figure 6-6). This report records information concerning the element's personnel and equipment losses during OPFOR engagements.

UNIT DATA SHEET						
1. Unit designation:				Date:		
2. Unit leaders: (Circle the most correct answer.)						
Position	Rank	Time in unit (months)				
Platoon Leader	2LT/1LT	1-3	4-6	7-12	13-18	>19
Platoon Sergeant	SFC/SSG	1-3	4-6	7-12	13-18	>19
1 st Squad Leader	SSG/SGT	1-3	4-6	7-12	13-18	>19
2 nd Squad Leader	SSG/SGT	1-3	4-6	7-12	13-18	>19
153 rd Squad Leader	SSG/SGT	1-3	4-6	7-12	13-18	>19
		1-3	4-6	7-12	13-18	>19
		1-3	4-6	7-12	13-18	>19
		1-3	4-6	7-12	13-18	>19
		1-3	4-6	7-12	13-18	>19
		1-3	4-6	7-12	13-18	>19
3. Unit strength: (excluding leaders)						
4. Equipment shortages: (major items)						
5. Comments:						
Observer/controller's signature:						

Figure 6-4. Sample Unit Data Sheet

ENVIRONMENTAL DATA SHEET						
Exercise number and description:						
Date and time the exercise started:						
Date and time the exercise ended:						
1. Weather conditions: (Circle the appropriate description.)						
Clear	Partly Cloudy	Cloudy	Hazy	Rain	Snow	Fog
Other:						
Temperature:						
2. Ground conditions: (Circle the appropriate description.)						
Dry	Wet	Ice	Snow			
Other:						
3. Light conditions: (Circle the appropriate description.)						
Day	Night					
Moon phase:	1/4	1/2	3/4	Full		
Average range of visibility due to terrain:						
5. Remarks:						

Figure 6-5. Sample Environmental Data Sheet

PERSONNEL AND EQUIPMENT LOSS REPORT					
Mission Title or Task Number	Date/Time of Enemy Contact	Friendly KIA/WIA	Enemy KIA/WIA	Friendly Vehicles Destroyed	Enemy Vehicles Destroyed
Comments:					

Figure 6-6. Sample Personnel and Equipment Loss Report

6-8. After Action Reviews. AARs provide direct feedback to unit members by involving them in the diagnosis process and by enabling them to discover for themselves what happened during the evaluation. In this way, participants identify errors and seek solutions that increase the value of the training and reinforce learning.

a. The senior O/C is responsible for the AAR process. He coordinates the entire AAR program from the initial planning of the evaluation through the after-actions phases.

b. Key steps in the AAR process are--

(1) Planning. Planning for AARs is initiated in the exercise preparation activities long before the start of the action evaluation. AARs are integrated into the general scenario at logical break points and into the detailed evaluation scenario that is developed subsequently. Qualified Os/Cs are selected and trained in the AAR process as part of O/C training. This phase also includes the identification of potential AAR sites and the requisition of equipment and supplies needed to conduct the AAR.

(2) Preparation. AAR preparation starts with the beginning of the actual evaluation. In addition to observing the unit performing its critical tasks, this phase includes the review of the training objectives, orders, and doctrine. Final AAR site selection is completed and times and attendance are established. AAR information is gathered from applicable Os/Cs and unit personnel. The AAR is organized and rehearsed.

(3) Conduct. AARs are conducted at logical breakpoints in the exercise and at the end of the evaluation. When AAR participants have assembled, the AAR begins with the senior O/C introducing the session with a statement of the AAR's purpose, the establishment of the AAR's ground rules and procedures, and a restatement of the training and evaluation objectives. A successful AAR includes the following guidelines:

(a) AARs are not critiques but professional discussions of training events.

(b) The senior O/C guides the discussion in a manner that ensures that participants openly discuss the lessons.

(c) Dialogue is encouraged among Os/Cs and unit personnel.

(d) All individuals who participated in the evaluation are present for the AAR, if possible. As a minimum, every unit or element that participates in the exercise is represented.

(e) Participants discuss not only what happened, but also how it happened and how it could have been done better.

(f) Participants review the sequence of the events associated with the hazards and the risk assessment made before the exercise. As a minimum, the review should address hazards that presented themselves (but were not identified) and each incident of fratricide or near fratricide and how it could be avoided in the future.

(g) Events not directly related to major events are not examined.

(h) Participants do not offer self-serving excuses for inappropriate actions.

(i) The AAR's end result is that soldiers and leaders, through discovery learning, gain a better understanding of their individual and collective strengths and weaknesses and become more proficient in training for and performing their critical tasks.

NOTE: Reference materials for conducting an AAR are Training Circulars (TCs) 25-6 and 25-20 and FM 25-101.

APPENDIX A - SAMPLE OPERATION ORDER (OPORD)

For use of the OPORD, refer to the exercise outlined in Chapter 4 and to Figure A-1.

OPERATION ORDER	
(classification) FOR TRAINING PURPOSES ONLY	
Operation Order _____ 20_____	Copy ___ of ___ copies
Task Organization:	
1. SITUATION.	
<p>a. Enemy Forces. Contact with the enemy has been broken. The enemy has withdrawn deep to the rear. He is being reinforced and is preparing to counterattack within 24 hours. The enemy is expected to use nonpersistent nerve agents. Enemy air is expected to be active in the area. Latest intelligence summary (INTSUM) indicates that the enemy may have a company-size strong point in the brigade sector. Enemy units occupying the combat outpost are half strength. Counterattacking forces are expected to be full strength.</p>	
<p>b. Friendly Forces. 5th Division attacks to secure Objective Richmond, and then assists passage of the exploitation force (24th Division). This operation will rapidly penetrate the main defensive belt to draw the 10th Independent Tank Regiment (ITR) south and fix it in a zone.</p>	
<p>(1) Missions of units on left and right flanks, as required.</p>	
<p>(2) Supporting engineer unit missions, as required.</p>	
<p>(3) Supporting fires. 4th Battalion is in direct support.</p>	
2. MISSION. 25th Brigade conducts a passage of lines and attacks to secure Objective Richmond. On order, the 25th Brigade continues movement forward of Phase Line (PL) Green.	
3. EXECUTION.	
<p>a. Concept of the Operation. See the overlay developed by the trainer.</p>	
<p>(1) Maneuver. 25th Brigade departs AA NK 243567 and conducts a passage of lines through the elements of 3rd Division. It conducts a penetration with two task forces (TFs), with one TF following as the brigade's reserve. TF A will be the main effort and attack along Axis Oak. TF B attacks along Axis Pine and is the supporting attack. On order, TF C (trailing along Axis Oak) becomes the main effort and continues the attack to Objective Richmond. The intent is to gain contact with the enemy, locate, and fix his main body so that the division can conduct envelopments to destroy him. It is necessary to destroy his combat outposts. We must quickly reorganize and continue movement until we find the main body. The TF that makes initial contact will attempt to fight through and destroy the enemy. If they cannot, they will provide a base of fire for maneuver by the remainder of the brigade. Movement will continue to PL Green if no contact is gained, and past PL Green, on order.</p>	
<p>(2) Fire support. The priority of fires is to TF A initially and to the TF in contact once contact is made.</p>	

Figure A-1. Sample OPORD

(3) Mines, obstacles, and fortifications. Critical check points and identified obstacles shown on the obstacles overlay.

b. Subunit missions, as required.

c. Engineer. The priority of support is to the two lead TFs. On order, conduct breaching operations in support of the TF in contact. Be prepared to support a hasty defense on order.

d. Coordinating instructions.

(1) Report all enemy contact.

(2) Report all enemy obstacles.

(3) Report the crossing of PLs.

(4) Additional information, as required.

4. SERVICE AND SUPPORT. Per the division's SOP.

5. COMMAND AND SIGNAL.

a. Command.

b. Signal.

(1) Current signal operation instructions (SOI).

(2) Radio-listening silence until initial contact with enemy.

Figure A-1. Sample OPORD (continued)

APPENDIX B - THREAT ANALYSIS

B-1. Introduction.

a. Dramatic changes in Europe and within the former Soviet Union have reduced the likelihood of an east-west military confrontation in Europe. The threat in Europe has not gone away completely, but it is less immediate and changed in nature. Despite reductions, Russia will still have the largest army in Europe. Regardless of the stated peaceful intentions of current Russian political leaders, the Russian Armed Forces still possesses formidable capabilities, and those capabilities will remain, should conditions and intentions change. Other former Soviet republics are forming their own armed forces and could pose threats to each other or to other countries in the region. In this time of turmoil and uncertainty, the former Soviet military power remains a potentially dangerous challenge to US and North Atlantic Treaty Organization (NATO) security. However, this remnant of the former Soviet threat is just one of many.

b. Many other nations are obtaining or developing sophisticated weaponry. Various regional conflicts could cause the US to intervene bilaterally or as part of a multinational coalition to protect our interests or those of our allies. Other potential conflict areas could call for a variety of responses by either the US or the former Soviet republics or both. The threat may come in an organized military form, which may or may not follow the former Soviet model. It may also come in the form of insurgencies, terrorism, or narcotics trafficking. The US Army needs to be prepared to respond to this broad spectrum of potential threats that it could encounter in various contingencies.

B-2. Global Threats. Modern weapons and the capability to project military power to great distances beyond its own national borders would characterize a global-type threat, such as the former Soviet one. Against such a potential adversary, the threat to rear operations would include the following:

- Armored or mechanized forces breaking into our rear area.
- Airborne, airmobile, or amphibious assault forces inserted into our rear area.
- Long-range artillery, surface-to-surface missiles, or air strikes targeting rear-area assets.
- NBC weapons.
- Radio-electronic combat aimed at jamming or destroying our communications means and disrupting our C².
- Agents and saboteurs.

B-3. Regional Threats. Regional threats, such as Iraq or North Korea, have less capability to project power. However, they may have some of the same weapons and organizations as a global threat. In fact, lessening superpower tensions are contributing significantly to the proliferation of sophisticated weaponry to emerging nations. This applies not only to conventional ground and air weapons, but also to chemical and nuclear weapons and missile systems. A mature regional power, possibly with a global power as a major source of its military hardware, emphasizes the ability to project its forces throughout a given region.

B-4. Local Threats. Local threats have even more localized objectives and little capability to project power beyond their own borders or their immediate neighbors. They generally have less modern equipment than global or regional threat powers or at least a limited variety of modern weapons. Their equipment may include modern small arms and light artillery (mortars, howitzers, gun-howitzers, and rocket launchers), but often does not include sophisticated weapons such as long-range conventional artillery or high-performance aircraft. A local threat may be heavily supported by a regional threat or even by a global power. In the past, for example, Cuba assisted Soviet-backed movements in Angola, Nicaragua, and Ethiopia. This outside influence will often be reflected in the equipment, organization, or tactics of the local threat forces. However, the actions of a local threat are often limited to insurgencies,

civil wars, or border disputes. Insurgents, especially those with outside help, may be able to purchase modern weapons, but may not have developed a logistics base able to sustain continuous conflict. Therefore, they often concentrate on guerrilla tactics, sabotage, assassinations, booby traps, or explosives to achieve their objectives.

B-5. Special Situations.

a. The threat in special situations includes terrorism. Terrorism may satisfy the objectives of different types of threats discussed above. Terrorists are the least likely threat to use conventional forces and thus are the hardest to anticipate or to train against. Terrorist tactics include the following:

- Assassinating or maiming.
- Arson.
- Bombing.
- Hijacking, kidnapping, or hostage-taking.
- Raids and seizure of facilities.
- Sabotage.
- Hoaxes (such as bomb threats).

Aside from these threats, terrorists may also be able to obtain weapons of mass destruction. A political leadership that supports terrorism, as in Iraq, may control such NBC weapons. If nuclear weapons are too difficult to obtain, terrorists may instead employ chemical or biological weapons to reach their goals.

b. Narcotics trafficking is another special-condition threat. It may be supported or tolerated by a global power for political or economic reasons. It may also be tied in with regional or local threat powers or with terrorism. There is often a marriage of convenience between insurgent groups and the drug cartels. The cartels can spend significant amounts of money on the latest in technology for communications and security to protect their operations. They can also buy weapons and otherwise finance regional insurgencies and cross-border conflicts.

B-6. Bottom Line. The threat to rear operations includes all of the above categories. These threat categories are not mutually exclusive and may overlap with one another.

APPENDIX C - METRIC CONVERSION CHART

Table C-1. Conversion Factors (US and Metric)

US Units	Multiplied By	Equals Metric Units
Length		
Feet	0.30480	Meters
Inches	2.54000	Centimeters
Inches	0.02540	Meters
Inches	25.40010	Millimeters
Miles (statute)	1.60930	Kilometers
Miles per hour	0.0447	Meters per second
Yards	0.91400	Meters
Volume		
Cubic feet	0.02830	Cubic meters
Cubic yards	0.76460	Cubic meters
Weight		
Pounds	453.59000	Grams
Pounds	0.45359	Kilograms
Length		
Centimeters	0.39370	Inches
Meters per second	2.23700	Miles per hour
Millimeters	0.03937	Inches
Kilometers	0.62137	Miles (statute)
Meters	3.28080	Feet
Meters	39.37000	Inches
Meters	1.09360	Yards
Volume		
Cubic meters	35.31440	Cubic feet
Cubic meters	1.30790	Cubic yards
Weight		
Kilograms	2.20460	Pounds

GLOSSARY

Section I **Abbreviations**

?	status unknown
1LT	first lieutenant
1SG	first sergeant
2LT	second lieutenant
5 Ss and T	search, silence, segregate, speed, safeguard, and tag
AA	avenue of approach; assembly area; antiaircraft
AAR	after-action review
ABCS	Army Battle Command System
ABS	acrylonitrile butadiene styrene
AC	active component
ADAM	area-denial artillery munition
AHD	antihandling device
AO	area of operation
AOAP	Army Oil Analysis Program
AOR	area of responsibility
APC	armored personnel carrier
AR	Army regulation; armor
ARTEP	Army Training and Evaluation Program
ASAS	All Source Analysis System
ATWESS	antitank weapon-effect signature simulator
BDAR	battle-damage assessment and repair
BF	board feet; battle fatigue
BMO	battalion maintenance officer
BOM	bill of materials
BOS	battlefield operating systems

bx	box(es); armored cable
C2	command and control
C4	composition C4
CAS	casualty; close air support
CATS	combined-arms training strategy
CBR	chemical, biological, and radiological; California bearing ratio
CDM	chemical downwind message
CE 55	compactive effort, 55 blows per layer
cfs	cubic feet per second
CHS	combat health support
CMP	course management plan; corrugated metal pipe
COA	course of action
COMSEC	communications security
CONEX	container express
CONUS	continental United States
COP	common operational picture
CP	command post; checkpoint
CPM	critical path method
CS	combat support; Costa Rica
CSS	combat service support
DA	Department of the Army; Denmark; direct action
DD	Department of Defense
DEUCE	deployable universal combat earthmover
DRS	direct religious support; Digital Reconnaissance System
DS2	decontamination solution #2
DTSS	Digital Topographic Support System
DWV	drain waste vent
EA	each; engagement area

ECCM	electronic countercountermeasures
EEFI	essential elements of friendly information
EM	engineer manual; earthmoving; enlisted member
EMO	electronic media only
ENDEX	end exercise
EOD	explosive ordnance disposal
EPW	enemy prisoner of war
ERF	electronic remote fill; electronic countercountermeasures (ECCM) remote fill
EW	electronic warfare
FBCB2	Force XXI Battle Command Brigade and Below
FH	field hospital; frequency hopping
FIST	fire support team
FLOT	forward line of own troops
FM	field manual; frequency modulated/modulation
FO	forward observer
FPF	final protective fire; final protection fires
FPL	final protective line
FRAGO	fragmentary order
FRP	fiberglass reinforced with polyurethane; fiber-reinforced plastic
FS	fire support; Fort Sill; foresight
FST	field sanitation team; fire support team
GRREG	graves registration
GSR	general support-reinforcing; ground surveillance radar
HE	high explosive
HEMMS	hand-emplaced minefield marking set
HMEE	high-mobility engineer escalator
HN	host nation
HQ	headquarters

ICOM	imbedded communications; Intercommunications System; integrated communications security
INTSUM	intelligence summary
IOE	irregular outer edge
ITR	independent tank regiment
KIA	killed in action
LBE	load-bearing equipment
LCE	load-carrying equipment
LNE	late net entry
LZ	landing zone
MANSCEN	Maneuver Support Center
MBT	main battle tank
MCS	Maneuver Control System
MCSR	material-condition status report
MDI	modernized demolition initiator
METL	mission-essential task list
METT-TC	mission, enemy, terrain, troops, time available, and civilian considerations
MICLIC	mine-clearing line charge
MIJI	meaconing, intrusion, jamming, and interference
MILES	Multiple Integrated Laser-Engagement System
MLC	military load classification; military load class
mm	millimeter
MOPMS	Modular-Pack Mine System
MOPP	mission-oriented protection posture
MORTREP	mortar bombing report
MOS	military occupational specialty; minimum operating strip
MP	military police
MSD	minimum safe distance

MSR	main supply route
MSRT	mobile subscriber radiotelephone terminal
MTF	medical treatment facility
MTP	mission training plan; MOS training plan
NATO	North Atlantic Treaty Organization
NBC	nuclear, biological, and chemical
NCO	noncommissioned officer
NCOIC	noncommissioned officer in charge
NCS	net control station
NEC	National Electrical Code
non-ICOM	nonintegrated communications security
NRI	net radio interface
NVD	night vision device
O/C	observer/controller
OC	on center
OEG	operation exposure guide; operational-exposure guidance
OIC	officer in charge
OP	observation post; operational procedure
OPFOR	opposing forces
OPLAN	operation plan
OPORD	operation order
OPSEC	operations security
P	needs practice; pass; passed; barometric pressure; mean radius of curvature
PAM	pamphlet
PCC	precombat check
PCI	photo-coverage indexes; precombat inspection
PDDE	power-driven decontamination equipment

PDF	principal direction of fire
PIR	priority intelligence requirements
PL	phase line; Poland
PLL	prescribed load list
PMCS	preventive-maintenance checks and services
POL	petroleum, oils, and lubricants
POS/NAV	position/navigation
PSG	platoon sergeant
psi	pounds per square inch
PSR	personnel status report
PVNTMED	preventive medicine
RAAM	remote antiarmor mine
RATELO	radiotelephone operator
RC	reserve component
RES	radiation exposure status
ROE	rules of engagement
ROI	rules of interaction
RP	Republic of Philippines; release point; rally point; reference point
RT	radius of target; receiver/transmitter
RTD	return to duty
RXMT	retransmit
S2	Intelligence Officer (US Army)
S3	Operations and Training Officer (US Army)
S4	Supply Officer (US Army)
SA	semiannually; situational awareness
SALUTE	size, activity, location, unit, time, and equipment
SATRAN	satellite transmission
SATS	Standard Army Training System

SAW	squad automatic weapon
SB	Supply Bulletin; switchboard
SCATMINE	scatterable mine
SCPE	simplified collective-protection equipment
SFC	special forces command; sergeant first class
SGT	sergeant
SHELREP	shelling report
SHTU	simplified handheld terminal unit
SIG	signal
SINCGARS	single-channel ground and airborne radio system
SITMAP	situation map
SITREP	situation report
SOFA	Status of Forces Agreement
SOI	signal operation instructions; specific operation instructions
SOP	standing operating procedure
SP	start point; strongpoint; self-propelled; Spain
SPOTREP	spot report
SSG	staff sergeant
SSI	standing signal instructions; signal supplemental instructions
SSN	social security number
STANAG	Standardization Agreement
STB	supertropical bleach
STP	soldier training publication
STRAC	Standards in Training Commission
STX	situational training exercise
T	trained; slab thickness; deck thickness; crown thickness; geodetic azimuth; grid azimuth; slope distance; telescope above station; time
T&EO	training and evaluation outline
TACSOP	tactical standing operating procedure

TAMMS	The Army Maintenance Management System
TC	technical coordinator; training circular; track commander; tank commander
TEK	traffic encryption key
TEWT	tactical exercise without troops
TF	task force
TM	technical manual
TNT	trinitrotoluene
TOE	table(s) of organization and equipment
TPT	tactical petroleum terminal
TRADOC	United States Army Training and Doctrine Command
TRP	target reference point
TSK	transmission security key
TSOP	tactical standing operating procedure
U	unclassified; up; untrained
UAV	unmanned aerial vehicle
UPW	unit proficiency worksheet
US	United States
USA	United States of America; United States Army
USAREUR	United States Army, Europe
USMTF	United States message text format
UTM	universal transverse Mercator
UXO	unexploded ordnance
WCS	weapon control status; weapon control station
WESTCOM	United States Army, Western Command
WIA	wounded in action
WO	warrant officer; warning order
XO	executive officer

Section II

Terms

Army Training and Evaluation Program (ARTEP)

The cornerstone of unit training. It is the umbrella program to be used by the trainer and training manager in the training evaluation of units. The ARTEP is a complete program enabling commanders to evaluate and develop collective training based on unit weaknesses, then train the unit to overcome those weaknesses and reevaluate. Success on the battlefield depends on the coordinated performance of collective and individual skills that are taught through the ARTEP MTP.

Class II

Clothing, individual equipment, tentage, organizational tool sets and kits, hand tools, maps, and administrative and housekeeping supplies and equipment.

Class IX

Repair parts and components, to include kits, assemblies, and subassemblies (repairable or nonrepairable) required for maintenance support of all equipment.

Class VII

Major end items such as launchers, tanks, mobile machine shops, and vehicles.

Claymore

M18A1 antipersonnel mine

Cue

(1) A word, situation, or other signal for action. An initiating cue is a signal to begin performing a task or task performance step. An internal cue is a signal to go from one element of a task to another. A terminating cue indicates task completion. (2) Used to contact an FH radio net when you are not an active member of that net. Cue can be used if you are operating in SC and wish to contact an FH net.

Defilade

A fighting position offering cover and concealment to its occupant.

Field Manual (FM)

A DA publication that contains doctrine that prescribes how the Army and its organizations function on the battlefield in terms of missions, organizations, personnel, and equipment. The level of detail should facilitate an understanding of "what" and "how" for commanders and staffs to execute the missions and tasks. The FM may also be used to publish selected alliance doctrinal publications that are not readily integrated into other doctrinal literature.

Final protection fires (FPF)

An immediately available prearranged barrier of fire designed to impede enemy movement across defensive lines or areas.

FLIPPER

The M38 Flipper is a manual mine dispenser that is designed to emplace M74 AP and M75 AT mines (Figure 3-6). It is a simple dispensing system and uses little automation to load and dispense mines.

FRAGO (fragmentary order)

An abbreviated form of an operation order (usually issued on a day-to-day basis) that eliminates the need for restating information contained in a basic operation order.

GATOR

An air-delivered SCATMINE System. The Gator has a longer range than any other SCATMINE system. It provides a means to rapidly emplace minefields anywhere that can be reached by tactical aircraft. The Gator is produced in two versions--the United States Air Force (USAF) CBU-89/B system that contains 94 mines (72 AT and 22 AP) per dispenser and the United States Navy (USN) CBU-78/B system that contains 60 mines (45 AT and 15 AP) per dispenser.

MICLIC (mine-clearing line charge) M58 Series

A rocket propelled line charge, 106.5 meters (117 yards) long that can breach a lane 8 meters (8.8 yards) wide by 100 meters (110 yards) long. The MICLIC is mounted on a standard military (M353 or M200) trailer and has a 62-meter standoff capability. Engineer units will employ the MICLIC in response to minefield breaching requirements identified by the maneuver unit.

Military occupational specialty (MOS)

A term used to identify a group of duty positions so closely related that they are interchangeable among soldiers so classified at any skill level.

MOPMS (modular pack mine system)

Scatterable mine system with antitank or antipersonnel mines. A mix minefield is obtained by overlapping patterns of each type.

MOPP 2

Mask carried/worn. Protective suit and boots worn, gloves carried.

MOPP 4

Mask worn. Protective suit, boots, and gloves worn.

MOPP System

A flexible system that provides maximum NBC protection for the individual with the lowest risk possible and still maintains mission accomplishment.

NBC 1 Report

Observer's Initial Report. This report is used by the observing unit to give basic, initial, and follow-up data about an NBC attack. This report is sent by platoons and companies to the battalion headquarters or by designated observers to the division NBC Center (NBCC).

NBC 4 Report

Monitoring and Survey Report used to report NBC hazards detected by a unit through monitoring, survey, or reconnaissance. This report is prepared and submitted by company-level organizations.

NBC 5 Report

Actual Contaminated Areas Report. Once the NBC reports are posted on the situation map, the division prepares an NBC 5 report showing the contaminated area. The preferred method of dissemination is by overlay.

OPORD (operation order)

A directive issued by a commander to subordinate commanders for the purpose of effecting the coordinated execution of a plan of action.

Parapet

A wall, rampart, or elevation of earth or stone to protect soldiers.

Release point

A well-defined point on a route at which the elements composing a column return under the authority of their respective commanders. Each element continues its movement toward its own appropriate destination.

Situation report (SITREP)

A report giving the situation in the area of the reporting unit or formation.

SOP (standing operating procedure)

A set of instructions covering those features of operations that lend themselves to a definite or standardized procedure without loss of effectiveness. The procedure is applicable unless ordered otherwise.

Universal transverse Mercator (UTM)

A series of 120 coordinate systems that are based on the transverse Mercator projection, which was originally developed by the US Army for a worldwide mapping project. Sixty zones are used to map the northern hemisphere, and the remaining zones apply to the southern hemisphere. Each zone is 6° wide and is numbered. Zone 1 covers longitudes of 180° W through 174° W. The remaining zones are numbered sequentially as they move east. All zones have their origin at the equator, use the meter as the system unit, and have a false easting of 500,000 meters and a false northing of zero. A scale reduction factor of 0.9996 is used on all zones. Zones for the southern hemisphere are identical to their northern counterpart except that the false northing is set to 10,000,000 to eliminate negative Y coordinates.

VOLCANO

A multiple-delivery mine system dispensed from the air or on the ground.

Wadi

gully, ravine

REFERENCES

Required Publications

Required publications are sources that users must read in order to understand or to comply with this publication.

Army Regulations

AR 190-8	Enemy Prisoners of War, Retained Personnel, Civilian Internees, and Other Detainees. 1 October 1997
AR 200-1	Environmental Protection and Enhancement. 21 February 1997
AR 220-1	Unit Status Reporting. 1 September 1997
AR 380-5	Department of the Army Information Security Program. 29 September 2000
AR 385-10	The Army Safety Program. 23 May 1988
AR 385-40	Accident Reporting and Records. 1 November 1994
AR 40-5	Preventive Medicine. 15 October 1990
AR 530-1	Operations Security (OPSEC). 3 March 1995
AR 700-138	Army Logistics Readiness and Sustainability. 16 September 1997
AR 750-1	Army Materiel Maintenance Policy and Retail Maintenance Operations. 1 August 1994

Army Training and Evaluation Program

ARTEP 5-025-66-MTP	Engineer Battalion, Airborne Division. 2 October 2000
ARTEP 5-026-34-MTP	Headquarters and Headquarters Company, Engineer Battalion, Airborne Division. 2 October 2000
ARTEP 5-027-10-MTP	Engineer Platoon, Engineer Company, Engineer Battalion, Airborne Division. 2 October 2000
ARTEP 5-027-35-MTP	Engineer Company, Engineer Battalion, Airborne Division. 18 October 2000
ARTEP 5-053-11-MTP	Assault and Obstacle Platoon, Engineer Company, Light Armored Cavalry Regiment. 20 June 2001
ARTEP 5-053-12-MTP	Engineer Platoon, Engineer Company, Light Armored Cavalry Regiment 20 June 2001
ARTEP 5-053-35-MTP	Engineer Company, Light Armored Cavalry Regiment 20 June 2001
ARTEP 5-063-10-MTP	Mobility Platoon, Engineer Company, Brigade Combat Team. 5 April 2002
ARTEP 5-063-11-MTP	Mobility Support Platoon, Engineer Company, Brigade Combat Team. To be published within six months.
ARTEP 5-063-35-MTP	Engineer Company, Brigade Combat Team. To be published within six months.
ARTEP 5-113-11-MTP	Assault and Obstacle Engineer Platoon, Engineer Company, Armored Cavalry Regiment. To be published within six months.
ARTEP 5-113-12-MTP	Engineer Platoon, Engineer Company, Armored Cavalry Regiment. To be published within six months.
ARTEP 5-113-35-MTP	Engineer Company, Armored Cavalry Regiment. To be published within six months.
ARTEP 5-145-12-MTP	Engineer Bridge Platoon. 19 July 1991
ARTEP 5-145-32-MTP	Mission Training Plan for the Engineer Bridge Company. 19 July 1991
ARTEP 5-155-66-MTP	Engineer Battalion, Infantry Division (Light). 2 October 2000

ARTEP 5-417-17-MTP

ARTEP 5-156-34-MTP Headquarters and Headquarters Company, Engineer Battalion, Infantry Division (Light). 2 October 2000

ARTEP 5-157-10-MTP Engineer Platoon, Engineer Company, Engineer Battalion, Infantry Division (Light). 2 October 2000

ARTEP 5-157-35-MTP Engineer Company, Engineer Battalion, Infantry Division (Light). 2 October 2000

ARTEP 5-215-66-MTP Engineer Battalion, Air Assault Division 20 June 2001

ARTEP 5-216-34-MTP Headquarters and Headquarters Company, Engineer Battalion, Air Assault Division. 20 June 2001

ARTEP 5-217-10-MTP Engineer Platoon, Engineer Company, Engineer Battalion, Air Assault Division. 2 October 2000

ARTEP 5-217-35-MTP Engineer Company, Engineer Battalion, Air Assault Division. 2 October 2000

ARTEP 5-332-68-MTP Headquarters, Headquarters Detachment, Engineer Brigade. 1 May 2000

ARTEP 5-335-60-MTP Headquarters and Headquarters Company, Engineer Battalion, Heavy Division/Corps. To be published within six months.

ARTEP 5-335-65-MTP Engineer Company, Engineer Battalion, Heavy Division/Corps (Mech). To be published within six months.

ARTEP 5-335-66-MTP Engineer Combat Battalion, Engineer Brigade, Heavy Division. 25 June 1999

ARTEP 5-335-70-MTP Engineer Platoon, Engineer Company, Engineer Battalion, Heavy Division/Corps. To be published within six months.

ARTEP 5-335-DRILL Engineer Drills. 11 January 2001

ARTEP 5-336-34-MTP Headquarters and Headquarters Company, Engineer Battalion. To be published within six months.

ARTEP 5-337-10-MTP Engineer Platoon, Engineer Company, Engineer Battalion, Heavy Division. To be published within six months.

ARTEP 5-337-35-MTP Engineer Company, Engineer Battalion, Heavy Division. To be published within six months.

ARTEP 5-402-33-MTP Mission Training Plan for Engineer Groups and Brigades. 3 October 1995

ARTEP 5-402-68-MTP Headquarters, Headquarters Company, Engineer Brigade, Corps. To be published within six months.

ARTEP 5-412-68-MTP Headquarters Company, Engineer Group (Construction). To be published within six months.

ARTEP 5-412-69-MTP Headquarters, Headquarters Company, Engineer Group (Combat). To be published within six months.

ARTEP 5-413-35-MTP Engineer Company, Construction Support. 1 March 2000

ARTEP 5-415-66-MTP Engineer Battalion (Combat) (Heavy), Battalion Staff. 5 April 2002

ARTEP 5-416-14-MTP Maintenance Platoon, Headquarters and Support Company, Engineer Battalion (Combat) (Heavy). To be published within six months.

ARTEP 5-416-34-MTP Headquarters and Support Company, Engineer Battalion (Combat) (Heavy). 5 April 2002

ARTEP 5-417-13-MTP Engineer Equipment Platoon, Engineer Company (Combat) (Heavy). 5 April 2002

ARTEP 5-417-35-MTP Engineer Company, Engineer Battalion (Combat) (Heavy). 5 April 2002

ARTEP 5-423-11-MTP Engineer Dump Truck Platoon. 1 March 2000

ARTEP 5-423-35-MTP Engineer Company, Combat Support Equipment. 1 March 2000

ARTEP 5-424-35-MTP Engineer Company, Dump Truck. 1 March 2000

ARTEP 5-425-66-MTP Engineer Battalion (Corps) (Wheeled). 2 October 2000

ARTEP 5-426-34-MTP Headquarters and Headquarters Company, Engineer Battalion (Corps) (Wheeled). 2 October 2000

ARTEP 5-427-10-MTP Engineer Platoon, Engineer Company, Engineer Battalion (Corps) (Wheeled). 2 October 2000

ARTEP 5-427-35-MTP Engineer Company, Engineer Battalion (Corps) (Wheeled) 20 June 2001

ARTEP 5-434-35-MTP Engineer Company, Pipeline Construction. 1 March 2000

ARTEP 5-435-66-MTP Engineer Combat Battalion, Corps (X) (APC Version). 25 June 1999

ARTEP 5-435-67-MTP Engineer Combat Battalion, Corps (M) (APC/AVLB Version). To be published within six months.

ARTEP 5-436-35-MTP Headquarters and Headquarters Company, Engineer Battalion, Corps (X). 25 June 1999

ARTEP 5-436-37-MTP Headquarters and Headquarters Company, Engineer Battalion, Corps (M). 25 June 1999

ARTEP 5-437-10-MTP Engineer Platoon, Engineer Company, Engineer Battalion, Corps (X). 25 June 1999

ARTEP 5-437-11-MTP Engineer Platoon, Engineer Company, Engineer Battalion Corps (M). 25 June 1999

ARTEP 5-437-36-MTP Engineer Company, Engineer Battalion, Corps (X). 25 June 1999

ARTEP 5-437-38-MTP Engineer Company, Engineer Battalion, Corps (M). 25 June 1999

ARTEP 5-443-35-MTP Engineer Company, Light Equipment. 15 February 2002

ARTEP 5-445-64-MTP Engineer Battalion, Airborne (Corps) 20 June 2001

ARTEP 5-445-66-MTP Engineer Battalion (Corps) (Light). 2 October 2000

ARTEP 5-446-34-MTP Headquarters and Headquarters Company, Engineer Battalion, Airborne (Corps). 2 October 2000

ARTEP 5-446-36-MTP Headquarters and Headquarters Company, Engineer Battalion (Corps) (Light). 2 October 2000

ARTEP 5-447-10-MTP Engineer Platoon, Engineer Company, Engineer Battalion, Airborne (Corps). 2 October 2000

ARTEP 5-447-11-MTP Engineer Platoon, Engineer Company, Engineer Battalion (Corps) (Light) 20 June 2001

ARTEP 5-447-35-MTP Engineer Company, Engineer Battalion, Airborne (Corps). 2 October 2000

ARTEP 5-447-37-MTP Engineer Company, Engineer Battalion (Corps) (Light) 20 June 2001

ARTEP 5-463-10-MTP Engineer Platoon, Medium Girder Bridge Company. To be published within six months.

ARTEP 5-463-12-MTP Engineer Platoon, Panel Bridge Company. To be published within six months.

ARTEP 5-463-15-MTP Engineer Support Platoon, Panel Bridge Company. To be published within six months.

ARTEP 5-463-17-MTP Engineer Support Platoon, Medium Girder Bridge Company. To be published within six months.

ARTEP 5-463-35-MTP Engineer Medium Girder Bridge Company. To be published within six months.

ARTEP 5-463-36-MTP Engineer Panel Bridge Company. To be published within six months.

ARTEP 5-473-35-MTP Multirole Bridge Company. To be published within six months.

ARTEP 5-500-66-MTP Engineer Team, Battalion Headquarters (LA). To be published within six months.

ARTEP 5-520-10-MTP Engineer Team, Quarry (75TPH) (LC). To be published within six months.

ARTEP 5-520-12-MTP Headquarters, Well Drilling Team. To be published within six months.

ARTEP 5-417-17-MTP

ARTEP 5-520-14-MTP	Engineer Team, Well Drilling (LE). To be published within six months.
ARTEP 5-530-14-MTP	Engineer Team, Real Estate (LF). To be published within six months.
ARTEP 5-530-16-MTP	Engineer Team, Utilities (4000) (LH). To be published within six months.
ARTEP 5-603-35-MTP	Engineer Port-Opening Company. 1 March 2000
ARTEP 5-606-34-MTP	Headquarters, Headquarters Company, Engineer Battalion, Topographic. 20 April 1999
ARTEP 5-607-35-MTP	Engineer Company, Topographic. To be published within six months.
ARTEP 5-608-35-MTP	Engineer Company, Topographic (Corps). To be published within six months.
ARTEP 5-615-66-MTP	Engineer Prime Power Battalion. To be published within six months.
ARTEP 5-616-34-MTP	Headquarters Company, Engineer Prime Power Battalion. To be published within six months.
ARTEP 5-617-35-MTP	Engineer Company, Engineer Prime Power Battalion. To be published within six months.
ARTEP 7-10-MTP	Mission Training Plan for the Infantry Rifle Company. 3 March 2000
ARTEP 7-8-DRILL	Battle Drills for the Infantry Rifle Platoon and Squad. 3 March 2000

Department of Army Forms

DA FORM 1155	Witness Statement on Individual. 1 June 1966
DA FORM 1156	Casualty Feeder Report. 1 June 1966
DA FORM 1248	Road Reconnaissance Report. 1 July 1960
DA FORM 1249	Bridge Reconnaissance Report. 1 July 1960
DA FORM 1250	Tunnel Reconnaissance Report. 1 January 1955
DA FORM 1251	Ford Reconnaissance Report. 1 January 1955
DA FORM 1252	Ferry Reconnaissance Report. 1 January 1955
DA FORM 1355	Minefield Record. 1 March 1987
DA FORM 1355-1-R	Hasty Protective Row Minefield Record (LRA). 1 September 2000
DA FORM 1711-R	Engineer Reconnaissance Report. 1 May 1985
DA FORM 2028	Recommended Changes to Publications and Blank Forms. 1 February 1974
DA FORM 2203-R	Demolition Reconnaissance Record (LRA). 1 June 1998

Department of Army Pamphlets

DA PAM 350-38	Standards in Weapon Training. 3 July 1997
DA PAM 738-750	Functional Users Manual for the Army Maintenance Management System (TAMMS). 1 August 1994

Department of Defense Publications

DD FORM 2745	Enemy Prisoner of War (EPW) Capture Tag. 1 May 1996
--------------	---

Field Manuals

FM 20-32	Mine/Countermining Operations. 29 May 1998
FM 101-5	Staff Organization and Operations. 31 May 1997
FM 10-64	Mortuary Affairs Operations. 16 February 1999
FM 10-67-1	Concepts and Equipment of Petroleum Operations. 2 April 1998
FM 12-6	Personnel Doctrine. 9 September 1994
FM 17-98	Scout Platoon. 10 April 1999
FM 20-3	Camouflage, Concealment, and Decoys. 30 August 1999
FM 20-32	Mine/Countermining Operations. 29 May 1998
FM 21-10	Field Hygiene and Sanitation. 21 June 2000

FM 21-10-1	Unit Field Sanitation Team. 11 October 1989
FM 21-16	Unexploded Ordnance (UXO) Procedures. 30 August 1994
FM 21-75	Combat Skills of the Soldier. 3 August 1984
FM 22-51	Leaders` Manual for Combat Stress Control. 29 September 1994
FM 24-18	Tactical Single-Channel Radio Communications Techniques. 30 September 1987
FM 24-19	Radio Operator's Handbook. 24 May 1991
FM 24-33	Communications Techniques: Electronic Counter-Countermeasures. 17 July 1990
FM 24-35	(O) Signal Operation Instructions "The SOI." 26 October 1990
FM 24-35-1	(O) Signal Supplemental Instructions. 2 October 1990
FM 25-100	Training the Force. 15 November 1988
FM 25-101	Battle Focused Training. 30 September 1990
FM 25-5	Training for Mobilization and War. 25 January 1985
FM 3-0	Operations. 14 June 2001
FM 3-100	Chemical Operations Principles and Fundamentals. 8 May 1996
FM 3-11	Flame, Riot Control Agents and Herbicide Operations. 19 August 1996
FM 3-19	NBC Reconnaissance. 19 November 1993
FM 3-19.30	Physical Security. 8 January 2001
FM 3-19.4	Military Police Leaders' Handbook. To be published within six months.
FM 3-19.40 (FM 19-40)	Military Police Internment/Resettlement Operations. 1 August 2001
FM 3-3	Chemical and Biological Contamination Avoidance. 16 November 1992
FM 3-34.471 (FM 5-420)	Plumbing, Pipe Fitting, and Sewerage. 31 August 2001
FM 3-4	NBC Protection. 29 May 1992
FM 34-2-1	Tactics, Techniques, and Procedures for Reconnaissance and Surveillance and Intelligence Support to Counterreconnaissance. 19 June 1991
FM 34-60	Counterintelligence. 3 October 1995
FM 3-5	NBC Decontamination. 28 July 2000
FM 3-50	Smoke Operations. 4 December 1990
FM 4-30.3	Maintenance Operations and Procedures. 1 September 2000
FM 44-100	US Army Air and Missile Defense Operations. 15 June 2000
FM 44-64	SHORAD Battalion and Battery Operations. 5 June 1997
FM 44-8	Combined Arms for the Air Defense. 1 June 1999
FM 44-80	Visual Aircraft Recognition. 30 September 1996
FM 5-10	Combat Engineer Platoon. 3 October 1995
FM 5-102	Counter mobility. 14 March 1985
FM 5-103	Survivability. 10 June 1985
FM 5-170	Engineer Reconnaissance. 5 May 1998
FM 5-210	Bridge Equipment, Floating
FM 5-250	Explosives and Demolitions. 30 July 1998
FM 5-333	Construction Management. 17 February 1987.
FM 5-34	Engineer Field Data. 30 August 1999
FM 5-412	Project Management. 13 June 1994
FM 5-424	Theater of Operation Electrical Systems. 1 June 1997
FM 5-426	Carpentry. 3 October 1995
FM 5-428	Concrete and Masonry. 18 June 1998

FM 5-430-00-1	Planning and Design of Roads, Airfields, and Heliports in the Theater of Operations - Road Design. 26 August 1994
FM 5-430-00-2	Planning and Design of Roads, Airfields, and Heliports in the Theater of Operations - Airfield and Heliport Design. 29 September 1994
FM 5-434	Earthmoving Operations. 15 June 2000
FM 5-436	Paving and Surfacing Operations. 28 April 2000
FM 5-446	Military Nonstandard Fixed Bridging. 3 June 1991
FM 5-482	Military Petroleum Pipeline Systems. 26 August 1994
FM 55-30	Army Motor Transport Units and Operations. 27 June 1997
FM 57-38	Pathfinder Operations. 9 April 1993
FM 7-10	The Infantry Rifle Company. 14 December 1990
FM 71-1	Tank and Mechanized Infantry Company Team. 26 January 1998
FM 7-7	The Mechanized Infantry Platoon and Squad (APC). 15 March 1985
FM 7-7J	Mechanized Infantry Platoon and Squad (Bradley). 7 May 1993
FM 7-8	Infantry Rifle Platoon and Squad. 22 April 1992
FM 7-92	The Infantry Reconnaissance Platoon and Squad (Airborne, Air Assault, Light Infantry). 23 December 1992
FM 8-10-6	Medical Evacuation in a Theater of Operations, Tactics, Techniques and Procedures. 14 April 2000
FM 8-51	Combat Stress Control in a Theater of Operations Tactics, Techniques, and Procedures. 29 September 1994
FM 90-7	Combined Arms Obstacle Integration. 29 September 1994
FM 9-43-2	Recovery and Battlefield Damage Assessment and Repair (FMFRP 4-34; to 36-1-181). 3 October 1995

Other Product Types

STANAG 2036 (ENGR)	Land Minefield Laying, Marking, Recording, and Reporting Procedures. 12 February 1987.
TRADOC PAM 11-9	Blueprint of the Battlefield. 27 April 1990

Soldier Training Publications

STP 21-1-SMCT	Soldier's Manual of Common Tasks Skill Level 1. 1 October 2001
STP 21-24-SMCT	Soldier's Manual of Common Tasks (SMCT) Skill Levels 2-4. 1 October 2001
STP 3-54B2-SM	Soldier's Manual, Chemical Operations Specialist, MOS 54B Skill Level 2. 3 October 1995
STP 5-12B1-SM	Soldier's Manual: MOS 12B, Combat Engineer, Skill Level 1. 15 May 2001
STP 5-12B24-SM-TG	Soldier's Manual Skill Levels 2/3/4 and Trainer's Guide, MOS 12B, Combat Engineer. 12 December 1990
STP 5-51B12-SM-TG	Carpentry and Masonry Specialist Skill Levels 1/2 MOS 51B, Soldier's Manual and Trainer's Guide. 8 June 2000
STP 5-51H34-SM-TG	Soldier's Manual and Trainer's Guide MOS 51H, Construction Engineering Supervisor Skill Levels 3/4. 2 January 1985
STP 5-62E12-SM-TG	Soldier's Manual and Trainer's Guide: MOS 62E, Heavy Construction Equipment Operator Skill Levels 1/2. 25 September 1985
STP 5-62F12-SM-TG	Soldier's Manual, Skill Levels 1/2 and Trainer's Guide, MOS 62F Crane Operator. 25 January 1989
STP 5-62G13-SM-TG	Soldier's Manual and Trainer's Guide: 62G Quarrying Specialist (Skill Levels 1/2/3). 5 May 1986

STP 5-62J12-SM-TG Soldier's Manual and Trainer's Guide, MOS 62J, General Construction Equipment Operator Skill Levels 1/2. 29 September 1994

STP 5-62N34-SM-TG Construction Equipment Supervisor Soldier's Manual and Trainer's Guide, MOS 62N, Skill Levels 3/4. 21 February 1989.

Technical Manuals

TM 11-3895-203-15 Operator's Organizational, Direct Support, General Support and Depot Maintenance Manual for Reel Equipment, CE-11 (NSN 5805-00-407-7722). 11 April 1967

TM 11-5805-262-12 Operator's and Unit Maintenance Manual for Switchboards, Telephone, Manual, SB-22/PT (NSN 5805-00-257-3602) and SB-22A/PT (5805-00-715-6171) (Including Tone Signaling Adapter, TA-977/PT (5805-01-040-9653). 15 June 1990

TM 11-5805-294-12 Operator's and Organizational Maintenance Manual for Manual Telephone Switchboard, SB-993/GT (NSN 5805-00-708-2202). 8 September 1983

TM 5-210 Military Floating Bridge Equipment

TM 9-1300-214 Military Explosives. 20 September 1984

TM 9-1375-213-12 Operator's and Unit Maintenance Manual (Including Repair Parts and Special Tools List): Demolition Materials with Changes 1 - 19. 30 March 1973

Training Circulars

TC 24-20 Tactical Wire and Cable Techniques. 3 October 1988

TC 25-20 A Leader's Guide to After Action Reviews. 30 September 1993

TC 25-6 Force-on-Force Collective Training Using the Tactical Engagement Simulation Training System. 3 October 1995

TC 25-8 Training Ranges. 25 February 1992

TC 5-210 Military Float Bridging Equipment. 27 December 1988

TC 5-340 Air Base Damage Repair (Pavement Repair). 27 December 1988

Questionnaire

MTP NUMBER _____ DATE _____

MTP TITLE _____

Request your recommendations to improve this training publication. To make it easier for you to make recommendations, a standard questionnaire has been provided. Please respond to all questions by circling your answer or providing a written response, where requested. Please make a copy of this questionnaire. Mail to: Commandant, US Army MANSCEN, ATTN: ATZT-DT-WF-E, Fort Leonard Wood, MO 65473-8600.

THE FOLLOWING QUESTIONS PERTAIN TO YOU.

1. What is your position (for example, company commander, platoon sergeant [PSG])?

2. How long have you served in this position? _____

3. How long have you served in this unit? _____

4. What is your component?

- a. Active Component
- b. Reserve Component

5. Where is your unit?

- a. Continental United States (CONUS)
- b. United States Army, Europe (USAREUR)
- c. United States Army, Western Command (WESTCOM)
- d. Eighth United States Army (USA)
- e. Other (specify)

THE FOLLOWING QUESTIONS ARE ABOUT THE MTP IN GENERAL.

6. How do you feel this document has affected training in your unit when compared to other training products?

- a. Has made training worse.
- b. Has made training better.
- c. Has had no affect on training.
- d. Do not know or do not have an opinion.

7. How easy is the document to use, compared to other training products?

- a. More difficult.
- b. Easier.
- c. About the same.
- d. Do not know or do not have an opinion.

For question numbers 8 through 11, choose one of the following answers:

- a. Chapter 1, Unit Training.
- b. Chapter 2, Training Matrixes.
- c. Chapter 3, Mission Outlines.
- d. Chapter 4, Training Exercises.
- e. Chapter 5, Training and Evaluation Outlines.
- f. Chapter 6, External Evaluation.
- g. Do not know or do not have an opinion.

8. What part of the MTP document was least useful? _____

9. What part of the MTP document was most useful? _____

10. What is the most difficult part of the MTP to understand?

11. What is the easiest part of the MTP to understand? _____

THE FOLLOWING QUESTIONS PERTAIN TO THE TRAINING EXERCISES.

12. The exercises are designed to prepare the unit to accomplish its wartime mission. In your opinion, how well do they fulfill this purpose?

- a. They do not prepare the unit at all.
- b. They help, but only provide 20 percent or less of my unit's training requirements.
- c. They help, but only provide 21 to 50 percent of my unit's training requirements.
- d. They help, but only provide between 51 to 80 percent of my unit's training requirements.
- e. They provide 81 percent or more of my unit's training requirements.

13. Would you recommend that any STX be added or deleted from the MTP? _____

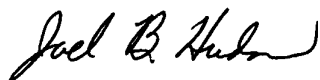
14. What was the greatest problem you experienced with the exercises?

- a. Have too many pages.
- b. Are hard to read and understand.
- c. Need more illustrations.
- d. Need more information on how to set up the exercises.
- e. Need more information on leader training.
- f. Need more information on how to conduct the exercises.
- g. Need more information on support and resources.
- h. Need more information on normally attached elements.
- i. Do not interface well with other training products, such as battle drills.
- j. Do not know or do not have an opinion.

By Order of the Secretary of the Army:

ERIC K. SHINSEKI
General, United States Army
Chief of Staff

Official:



JOEL B. HUDSON
Administrative Assistant to the
Secretary of the Army
0220001

DISTRIBUTION:

Active Army, Army National Guard, and US Army Reserve: Not to be distributed. Electronic Media Only.

PIN: 079974-000